



EASY RAPID PLUS

BRACCI EGRESSO PER INFISSI A SPORGERE,
BATTENTE E VASISTAS



Cerniere egresso | Stay hinge for outside, casement and transom opening | Compases para proyectante exterior, batiente y abatible | Compas ouverture extérieure pour ouvertures projetant, frappe et à soufflet



Cerniere in acciaio inox AISI 304 con pattino di frizionamento rivestito in nylon autolubrificante, regolatore di posizionamento in zama.



Hinge in AISI 304 stainless steel with friction shoe covered in self-lubricating nylon, zamak position regulator.



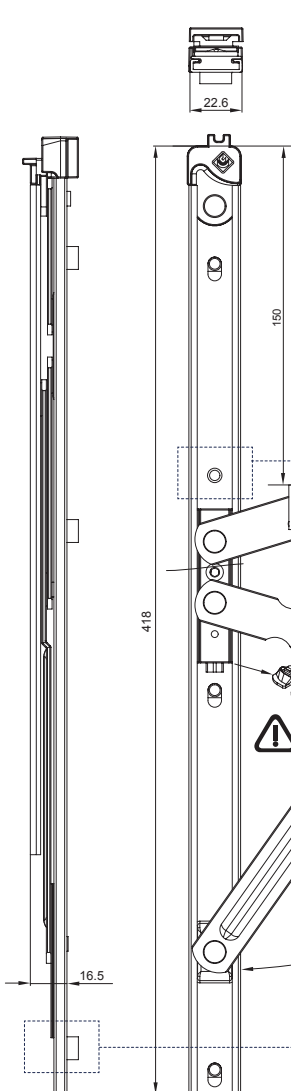
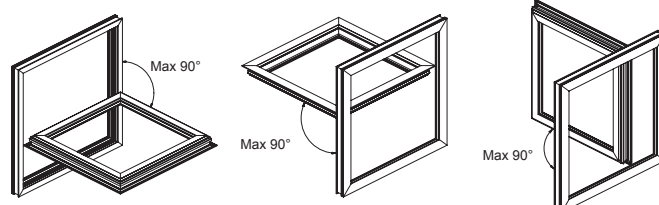
Charnières en acier inox AISI 304 avec patin de friction revêtu en nylon autolubrifiant, régulateur de position en zamak.



Bisagras de acero inox AISI 304 con cojinete de fricción revestido en nylon autolubricante, regulador de posicionamiento de zamak.



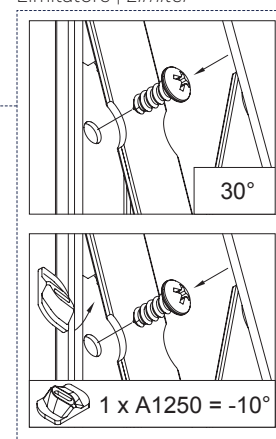
ART.	1233.16
Imballo Package Conditionnement Embalaje	5 Cp
Finiture disponibili Available finishes Finitions disponibles Acabados disponibles	1 2 3 4



ART.	L		ALTEZZA ANTA SASH HEIGHT	LARGHEZZA ANTA SASH WIDTH	TIPO DI APERTURA OPENING	ANGOLI DI APERTURA OPENING ANGLE		PORTATA MAX LOAD
	inch	mm				Opening Angle	Opening Limitation	
1233.16	16"	418	450 1800	450 750	Battente Side Hung	α 30°	vite screw	42
					α 50°	4x A1250	100	
			450 1200	450 1200	Sporgere Top Hung	α 20°	vite screw + 1 x A1250	60
					α 30°	vite screw	100	

! > 60 Kg è consigliabile l'abbinamento con A1203A.XX
> 60 Kg it is advisable to combine with A1203.XX

Limitatore | Limiter



Riferimento nodo Camera Europea
Euro Groove cross section reference

B	C	D	E
14	4	18	1,5
13,5	3,2	16,8	2,4
12	2,9	15	1,5
10	4,2	14,5	1,5

