



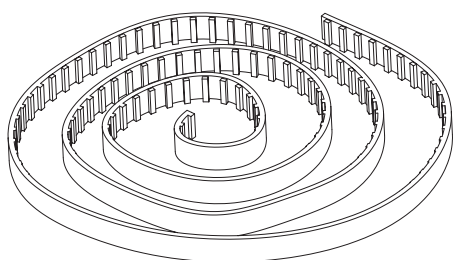
# RICAMBI E ACCESSORI

## RICAMBI E ACCESSORI PER AUTOMAZIONI

Ricambi e accessori per automazioni | Spare parts and accessories for automation | Pièces et accessoires pour l'automatisation | Partes y accesorios para la automatización

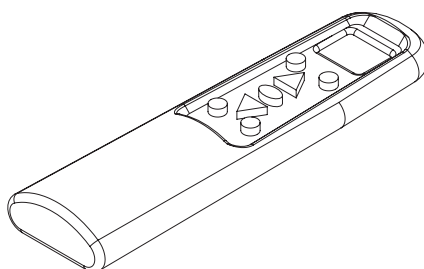
### 1122.50

Ricambio cinghia per 1122.X | .5 (13 mt)  
Spare gear belt per 1122.X | .5 (13 mt)



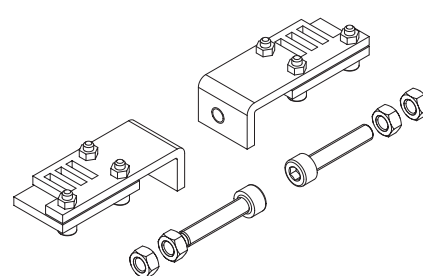
### 1121.50

Telecomando per 1122.5 / 10  
Remote control for 1122.5 / .10



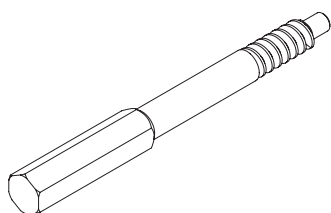
### 1122.51

"WISLIDE 500" Kit morsetti cinghia DX-SX con viti  
"WISLIDE 500" Belt clamp kit DX-SX with screw



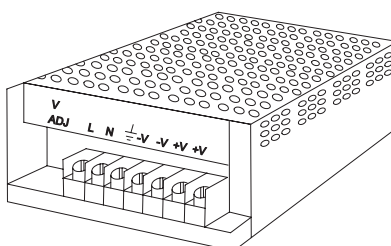
### 1125.51

Chiave di sblocco per aperture perimetrali  
Safety key for openings with perimeter closure.



### 1121.61 - 1121.62

Trasformatore 230V - 24V  
Driver switch 230V - 24V

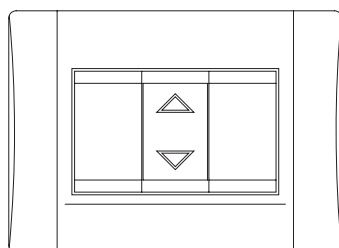


#### DRIVER SWITCH

| Art.    | W    | V      | IP    | A     |
|---------|------|--------|-------|-------|
| 1121.61 | 100W | 24V DC | IP 20 | 4,2 A |
| 1121.62 | 200W | 24V DC | IP 20 | 8,4 A |

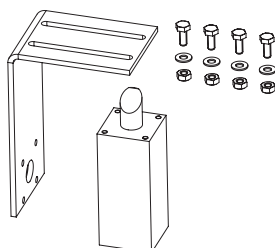
### 1121.60

Kit pulsante  
Wall switch



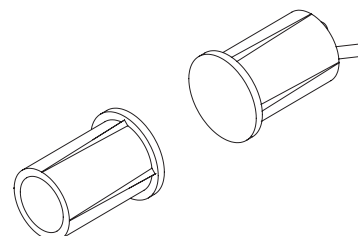
### 1122.59

Kit elettroserratura per 1122.59  
Kit electromechanical lock for 1122.59



### 1121.51

Sensore magnetico per aperture con chiusura perimetrale.  
Magnetic sensor for openings with perimeter closure.



#### SENSORI > SENSOR

| Art.    | Descrizione / Description                            |
|---------|------------------------------------------------------|
| 1120.51 | Sensore pioggia riscaldato / Heated rain sensor      |
| 1120.58 | Rilevatore vento a semisfere / Hemisphere wind senso |
| 1120.66 | APRO" Kit sensore fumo / Smoke sensor kit            |