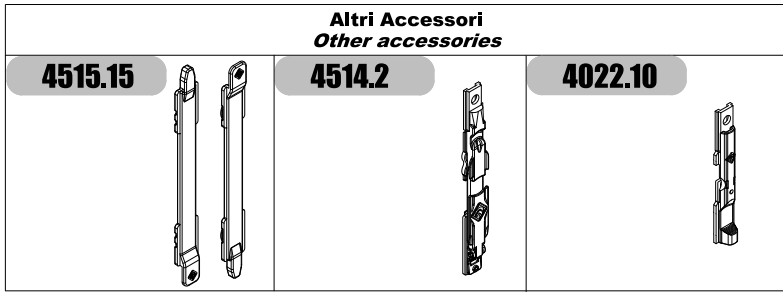
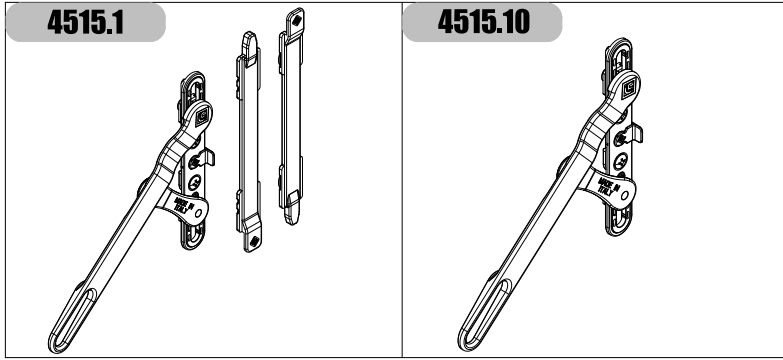
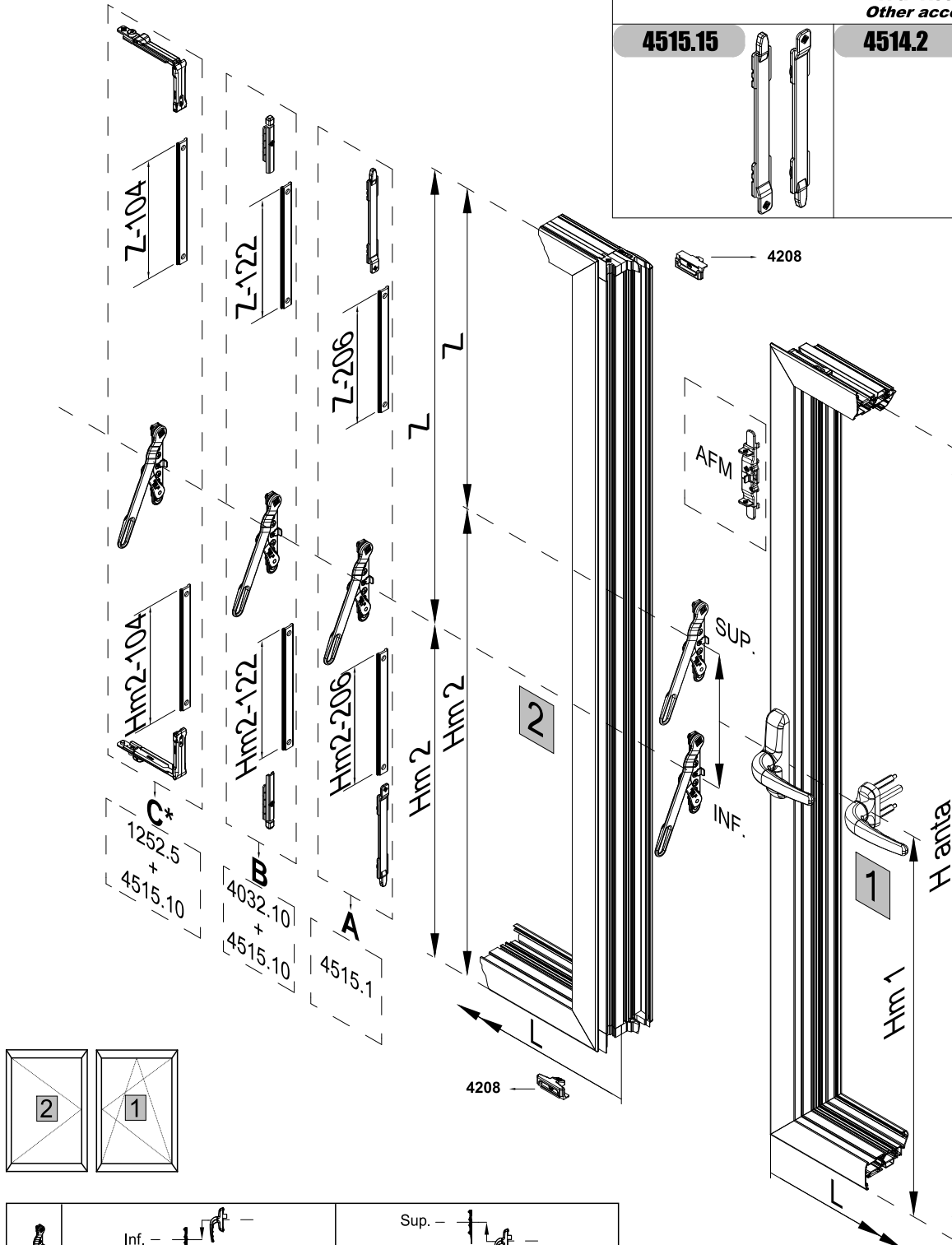
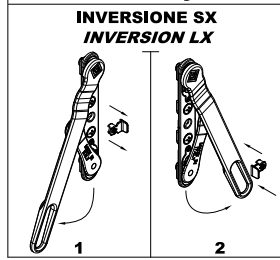


## CATENACCIO A LEVA BI-HID per anta affiancata

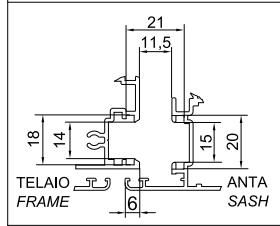
TWO-WAY MECHANISM FOR SECONDARY SASH



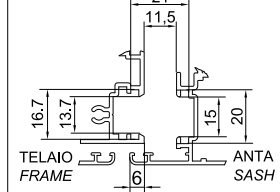
**Inversioni di apertura**  
**Dir. / Sin. / Left**  
**Right / Left**



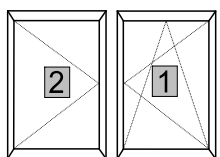
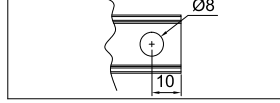
**NODO / SECTION**





**SOLO PER / ONLY FOR: 4515.10**



**Foratura astine**  
**Machining of the rods**  
**(Holes)**



	Inf. —  —				Sup. —  —			
	H anta min.	H anta min. (AFM)	H m min.	L min.	H anta min.	H anta min. (AFM)	H m min.	L min.
1	710	800	Hm1	500	800	1100	Hm1	500
			450				300	
2	710	800	Hm2	370	800	1100	Hm2	370
			Hm1-210				Hm1+244	

	4208	4208	4208	4208	4208
A					
B					
C*					

**C\* = Utilizzabile solo con tappi di riporto Idonel**  
*It can be used only with suitable facing plugs*