

Braccio Supplementare

Supplementary arm

Kit - Art. 3520.30 - 3550L.30
Kit - Art. 3520.30 - 3550L.30

Per sistemi Camera Europea
For Euro Groove system

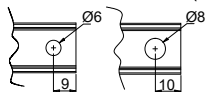
Kit - Art. 3521.30 - 3521L.30
Kit - Art. 3521.30 - 3521L.30

Per sistemi Erre 40
For Erre 40 system

A3520.30

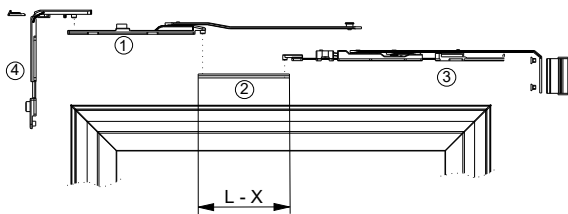


FORATURA ASTINE MACHINING OF THE RODS (HOLES)

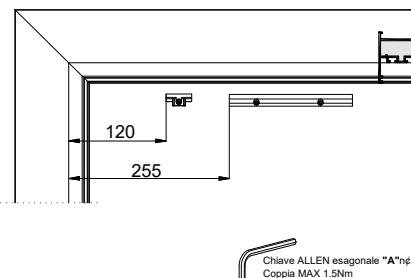
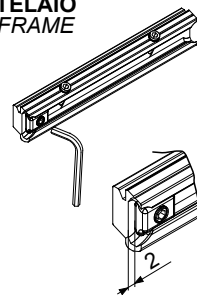


ANTA SASH

A/R	A/R 2.0	A/R WEEN	A/R HIDE 180	A/R HIDE 110
X	638	692	740	673



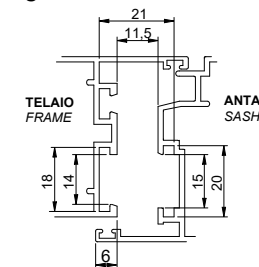
TELAIO FRAME



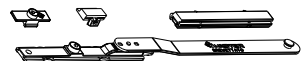
Chiave ALLEN esagonale "A"n"2,5
Coppia MAX 1.5Nm

Riferimento nodo Camera Europea

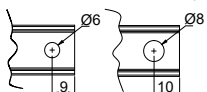
Euro groove section riferiment



A3550L.30

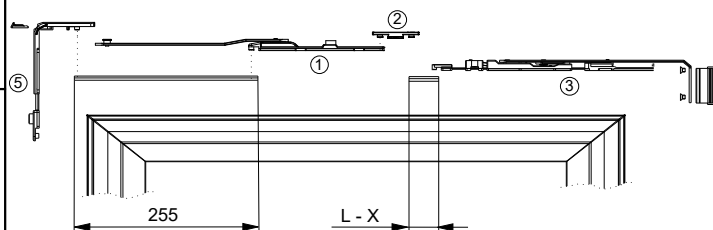


FORATURA ASTINE MACHINING OF THE RODS (HOLES)

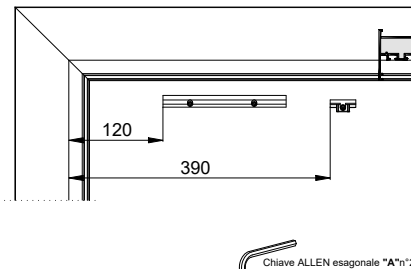
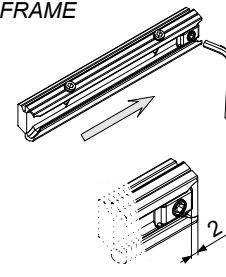


ANTA SASH

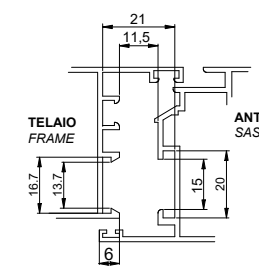
A/R	A/R WEEN	A/R HIDE 180	A/R HIDE 110
X	692	1013	672



TELAIO FRAME



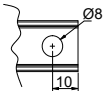
Chiave ALLEN esagonale "A"n"2,5
Coppia MAX 1.5Nm



A3521.30

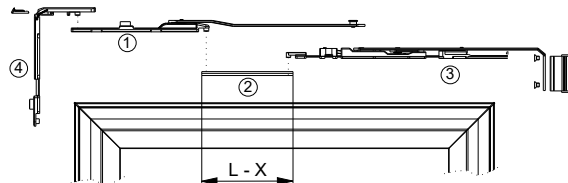


FORATURA ASTINE MACHINING OF THE RODS (HOLES)

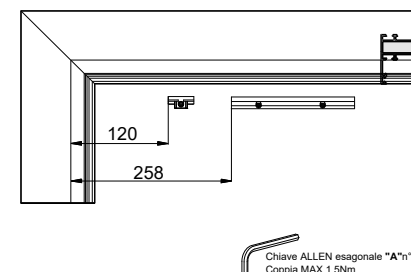
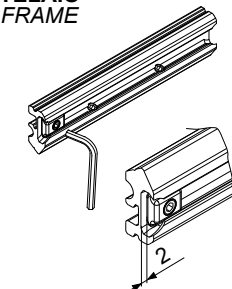


ANTA SASH

A/R	A/R 2.0	A/R WEEN	A/R HIDE 110
X	641	681	680



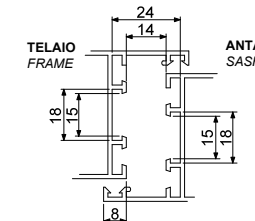
TELAIO FRAME



Chiave ALLEN esagonale "A"n"2,5
Coppia MAX 1.5Nm

Riferimento nodo Erre 40

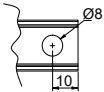
Erre 40 section riferiment



A3521L.30

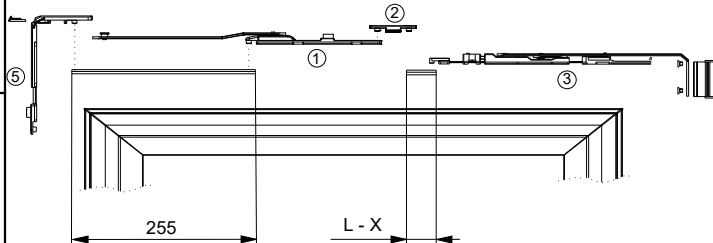


FORATURA ASTINE MACHINING OF THE RODS (HOLES)

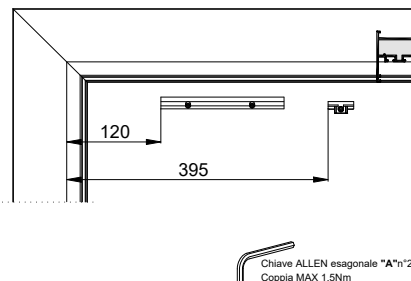
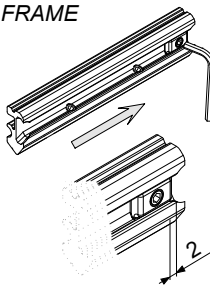


ANTA SASH

A/R	A/R WEEN	A/R HIDE 110
X	956	955



TELAIO FRAME



Chiave ALLEN esagonale "A"n"2,5
Coppia MAX 1.5Nm