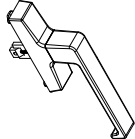
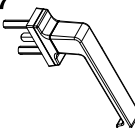
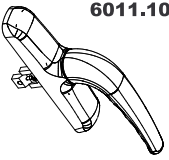
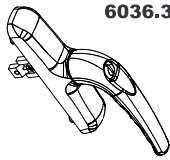
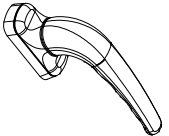
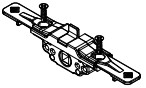


Articoll complementar / Articles complementary

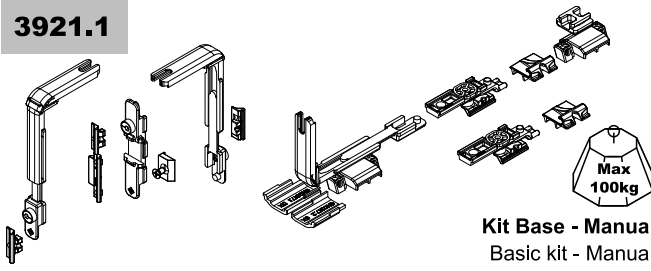
<p><b>6018</b></p>  <ul style="list-style-type: none"> <li>IT Cremonese ITALIA</li> <li>EN ITALIA cremonese bolt</li> <li>FR Crémone ITALIA</li> <li>ES Cremona ITALIA</li> </ul>	<p><b>3072.7</b></p>  <ul style="list-style-type: none"> <li>IT Martellina ITALIA</li> <li>EN ITALIA Handle</li> <li>FR Bequille a poignée ITALIA</li> <li>ES Maneta ITALIA</li> </ul>
<p><b>6015-6015.3-6011 6011.10</b></p>  <ul style="list-style-type: none"> <li>IT Cremonese</li> <li>EN Cremonese bolt</li> <li>FR Crémone</li> <li>ES Cremona</li> </ul>	<p><b>6036-6032.10 6036.3</b></p>  <p><b>3070.7</b></p>  <ul style="list-style-type: none"> <li>IT Martellina</li> <li>EN Handle</li> <li>FR Béquille à poignée</li> <li>ES Maneta</li> </ul>
<p><b>3628</b></p>  <ul style="list-style-type: none"> <li>IT Movimentazione monodirezionale</li> <li>EN One way movement</li> <li>FR Mouvement monodirectionnel</li> <li>ES Movimiento monodireccional</li> </ul>	



**MASTER**  
ACCESSORI PER SERRAMENTI PROGETTATI PER DURARE  
FASTENING ACCESSORIES PLANNED TO LAST  
<http://www.masteritaly.com>

**SP160** Parte Section  
Scorrevole Parallelo Parallel Slide **2**

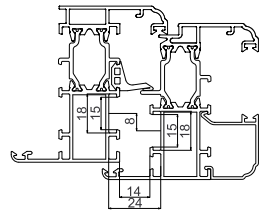
**3921.1**



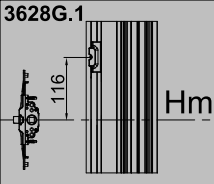
**Kit Base - Manuale**  
Basic kit - Manual

Max 100kg

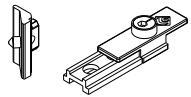
Riferimento nodo sistema ERRE  
ERRE system section riferiment



**3628G.1**



**3521.32**

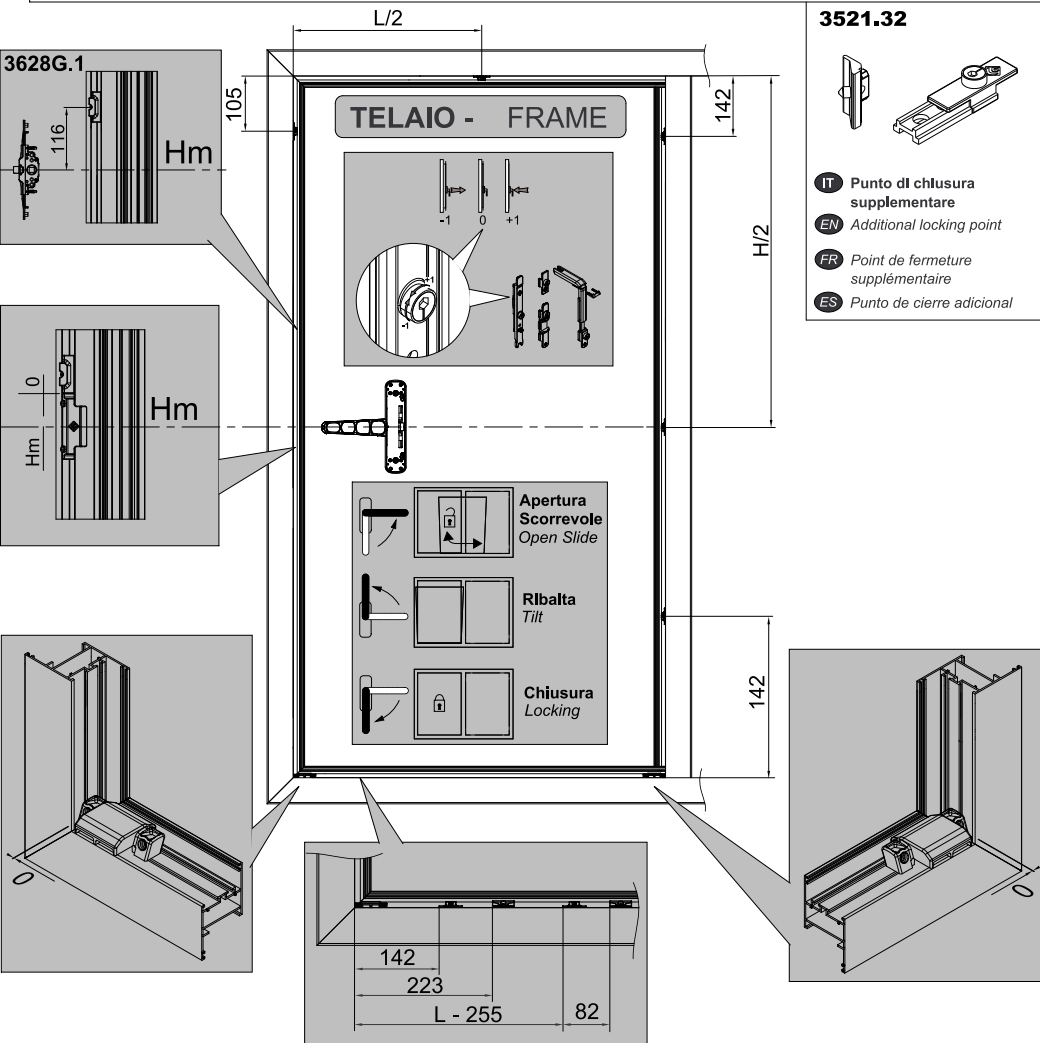


IT Punto di chiusura supplementare  
EN Additional locking point  
FR Point de fermeture supplémentaire  
ES Punto de cierre adicional

**TELAIO - FRAME**

142, 105, Hm, L/2, H/2, 142, 142, 223, L - 255, 82

Apertura Scorrevole Open Slide  
Ribalta Tilt  
Chiusura Locking



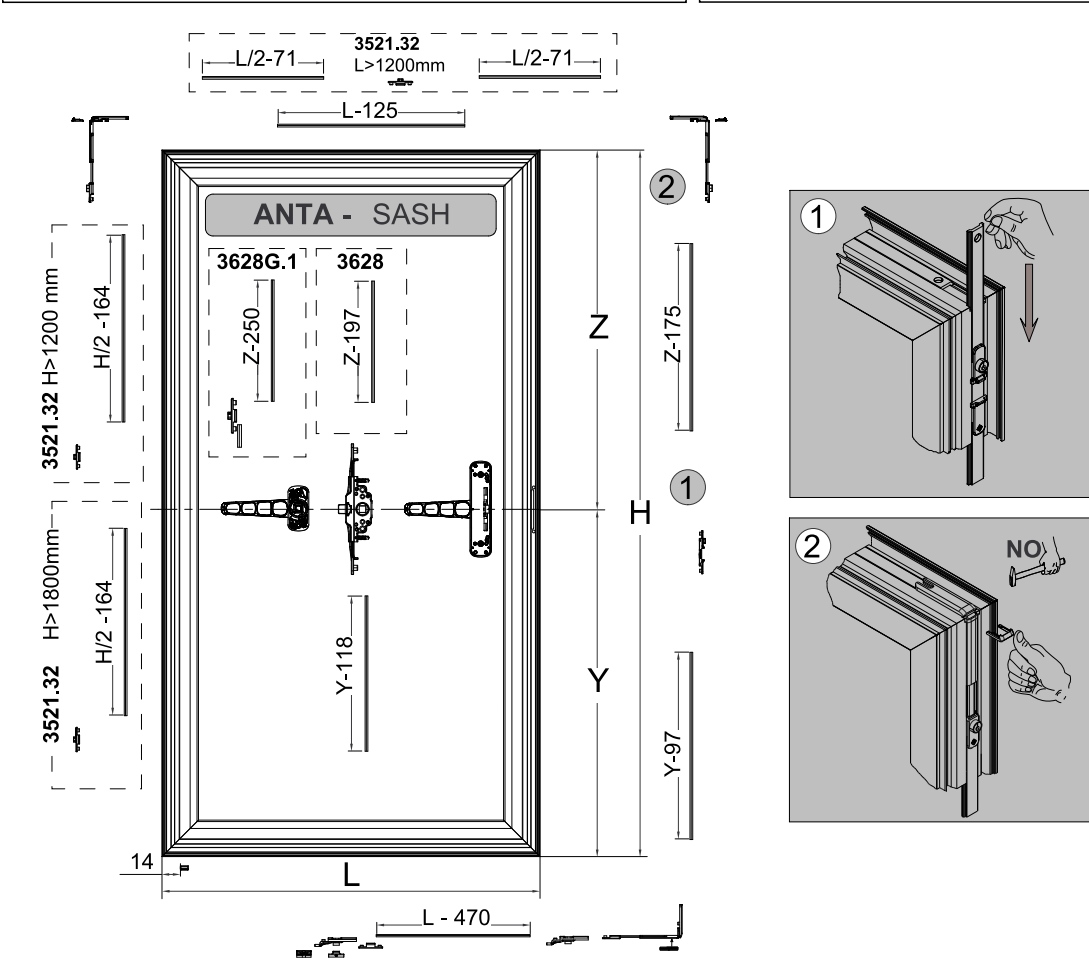
**ANTA - SASH**

3628G.1 3628

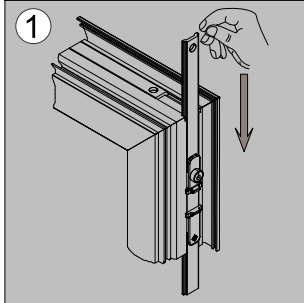
Z-250 Z-197

Y-118

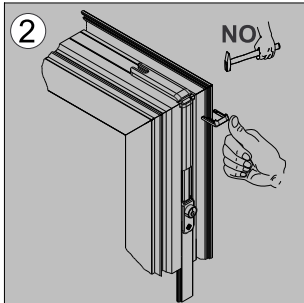
14, L-470, L-125, L/2-71, L/2-71, L > 1200mm, L/2-164, H/2-164, H > 1800mm, H > 1200mm, Z-175, Y-97, Z, H, Y



1



2

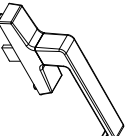


NO

Articoli complementari / Articles complementary

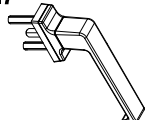
**6018.41**

- IT Cremonese ITALIA
- EN ITALIA cremonese bolt
- FR Crémone ITALIA
- ES Cremona ITALIA



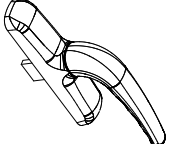
**3072.7**

- IT Martellina ITALIA
- EN ITALIA Handle
- FR Bequille à poignée ITALIA
- ES Maneta ITALIA




**6015.41 - 6010.41**

- IT Cremonese
- EN Cremonese bolt
- FR Crémone
- ES Cremona



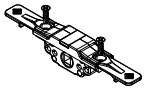
**3070.7**

- IT Martellina
- EN Handle
- FR Béquille à poignée
- ES Maneta



**3628.10**

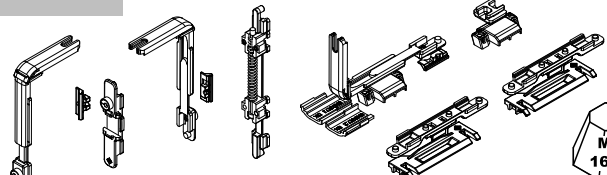
- IT Movimentazione monodirezionale
- EN One way movement
- FR Mouvement monodirectionnel
- ES Movimiento monodireccional




ACCESSORI PER SERRAMENTI PROGETTATI PER DURARE  
FASTENING ACCESSORIES PLANNED TO LAST  
<http://www.masteritaly.com>

**SP160** Parte Section **2**  
Scorrevole Parallelo  
Parallel Slide

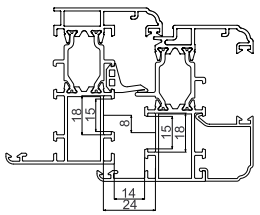
**3921.2**



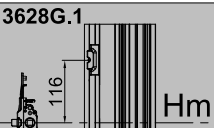
Max 160kg

Kit Base - Semiautomatico  
Basic kit - Semiautomatic

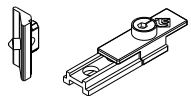
Riferimento nodo sistema ERRE  
ERRE system section referment



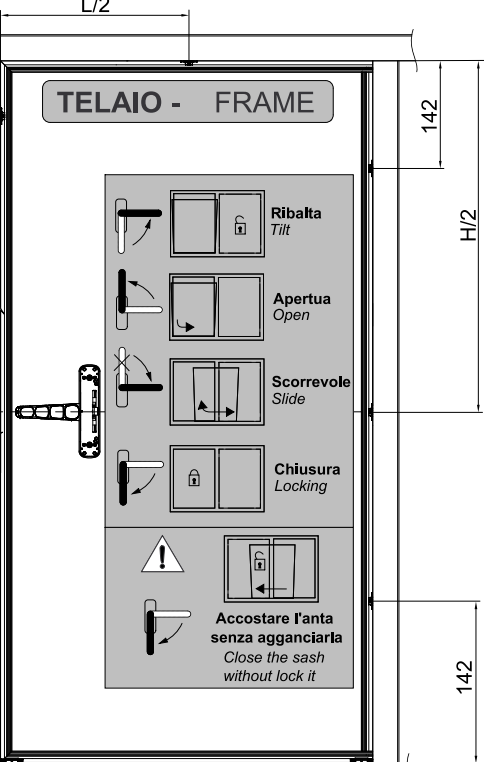
**3628G.1**



**3521.32**



- IT Punto di chiusura supplementare
- EN Additional locking point
- FR Point de fermeture supplémentaire
- ES Punto de cierre adicional



TELAIO - FRAME

Ribalta Tilt

Apertura Open

Scorrevole Slide

Chiusura Locking

Accostare l'anta senza agganciarla  
Close the sash without lock it

Dimensions: L/2, 102, 116, 41, 142, H/2, 142, L-240, 220

**3521.32**

L/2-71 L/2-71 L-125

L > 1200mm

**ANTA - SASH**

**3628G.11** **3628.10**

Z-434 Z-381

Y-118

Dimensions: 3521.32 H > 1200 mm, H/2 - 164, H/2 - 164, 14, L, Y, Y-97, Z, T, 3, 2, 1, 3, 1, 100, L-550, L/2-283.5, L/2-283.5, 3521.32 L > 1200mm

