MASTER®

HARDWARE FOR WINDOWS AND DOORS

http://www.masteritaly.com

SCHEDA TECNICA DI MONTAGGIO

TopFlex

Manovra a libro / Fisarmonica (apertura esterna / interna)
Folding doors system (outside / inside opening)

TAB. 1

8816.12

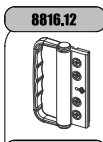

IT - Cerniera di traino per apertura interna (aria 12mm, cava 16mm)
EN - Pulling hinge for internal opening (distance 12mm, groove 16mm)
FR - Paumelle de tirage pour ouverture intérieure (aire 12mm, gorge 16mm)
ES - Bisagra tiradora para abertura interior (distancia 12mm, canal 16mm)

8816.14

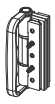

IT - Cerniera di traino per apertura esterna (aria 12mm, cava 16mm)
EN - Pulling hinge for external opening (distance 12mm, groove 16mm)
FR - Paumelle de tirage pour ouverture extérieure (aire 12mm, gorge 16mm)
ES - Bisagra tiradora para abertura exterior (distancia 12mm, canal 16mm)

TAB. 2

8815.12

IT - Cerniera (aria 12mm, cava 16mm)
EN - Hinge (distance 12mm, groove 16mm)
FR - Paumelle (aire 12mm, gorge 16mm)
ES - Bisagra (distancia 12mm, canal 16mm)

8810.11

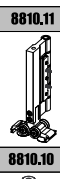

IT - Carrello inferiore (Int. 32mm, aria 12mm, cava 16mm)
EN - Lower roller (int. 32mm, distance 12mm, groove 16mm)
FR - Chariot inférieur (Ent. 32mm, aire 12mm, gorge 16mm)
ES - Rueda inferior (Int. 32mm, distancia 12mm, canal 16mm)

8810.10

IT - Carrello superiore (Int. 32mm, aria 12mm, cava 16mm)
EN - Upper roller (int. 32mm, distance 12mm, groove 16mm)
FR - Chariot supérieur (Ent. 32mm, aire 12mm, gorge 16mm)
ES - Rueda superior (Int. 32mm, distancia 12mm, canal 16mm)

8811.11

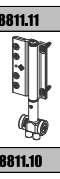

IT - Carrello inferiore anta pari (Int. 32mm, aria 12mm, cava 16mm)
EN - Lower roller for even sash (int. 32mm, distance 12mm, groove 16mm)
FR - Chariot inférieur vantail pair (Ent. 32mm, aire 12mm, gorge 16mm)
ES - Rueda inferior para hoja par (Int. 32mm, distancia 12mm, canal 16mm)

8811.10

IT - Carrello superiore anta pari (Int. 32mm, aria 12mm, cava 16mm)
EN - Upper roller for even sash (int. 32mm, distance 12mm, groove 16mm)
FR - Chariot supérieur vantail pair (Ent. 32mm, aire 12mm, gorge 16mm)
ES - Rueda superior para hoja par (Int. 32mm, distancia 12mm, canal 16mm)

TAB. 3

4501.10

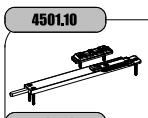

IT - Catenaccio a leva H=220mm con riscontro
EN - Lever latch H=220mm with striker
FR - Verrou à levier H=220mm avec gâche
ES - Pasador de leva H=220mm con cerradero

4504.10

IT - Catenaccio a leva H=140mm con riscontro
EN - Lever latch H=140mm with striker
FR - Verrou à levier H=140mm avec gâche
ES - Pasador de leva H=140mm con cerradero

TAB. 4

2142

IT - Cappetta drenaggio acqua
EN - Drainage plug
FR - Busette
ES - Tapa de drenaje

2145

IT - Cappetta drenaggio acqua con valvola
EN - Drainage plug with valve
FR - Busette avec valve
ES - Tapa de drenaje con valvula

TAB. 5

0337

IT - Squadretta d'angolo
EN - Corner cleat
FR - Equerre d'angle
ES - Escuadra angular

TAB. 6

3106.30

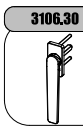

IT - Martellina ribassata
EN - Reduced handle
FR - Béquille à poignée baissée
ES - Maneta rebajada

TAB. 7

3068

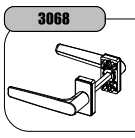

IT - Doppia maniglia ribassata
EN - Reduced double handle
FR - Bequille double baisee
ES - Doble manija rebajada

TAB.8

3626.10

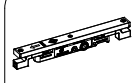

IT - Movimentazione bi-direzionale e guida barra
EN - Two-ways mechanism and guide for the bar
FR - Mouvement bi-directionnel et guide barre
ES - Mecanismo bi-direcciónal e guía barra

3626.42

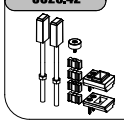

IT - Asta filettata L=2mt e terminali
EN - Threaded rod L=2mt and rod ends
FR - Tringle taraudée L=2mt et embouts
ES - Barra roscada L=2mt y terminales

TAB.9

4227

IT - Rostro di chiusura supplementare
EN - Additional third locking point
FR - Crochet de fermeture supplementaire
ES - Punto de cierre suplementario

TAB.10

93638.4

IT - Spessore per ferma anta e paracolpo
EN - Thickness for sash stopper and door bumper
FR - Cales pour clip bloque vantail et butée de coulissant
ES - Espesor para bloqueo de hoja y amortiguador

93638.5

IT - Paracolpo per maniglie 3065-3070-3075-3050
EN - Door bumper for 3065-3070-3075-3050
FR - Butée de coulissant pour poignées 3065-3070-3075-3050
ES - Amortiguador para manillas 3065-3070-3075-3050

93638.6

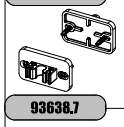

IT - Blocca ante per maniglia 3094.33
EN - Sash stopper for 3094.33 handle
FR - Bloque vantaux pour poignées 3094.33
ES - Bloqueo de hoja para manillas 3094.33

93638.7

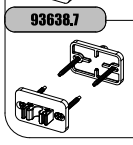

IT - Blocca ante per maniglie 3065-3070-3075-3050
EN - Sash stopper for 3065-3070-3075-3050 handles
FR - Bloque vantaux pour poignées 3065-3070-3075-3050
ES - Bloqueo de hojas para manillas 3065-3070-3075-3050

TAB.11

2337.4

IT - Tappo giunzione angolo guarnizione
EN - Plug for gasket corner
FR - Bouchon pour jonction d'angle des joints
ES - Tapa de unión para angulo empaquetadura

TAB.12

2016.2

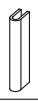

IT - Guida carrelli in acciao AISI 304 "L=3,25 mt"
EN - Rail for rollers in AISI 304 steel "L=3,25mt"
FR - Guide chariots en acier AISI 304 "L=3,25mt"
ES - Guia ruedas en acero AISI 304 "L=3,25 mt"

TAB.13

4238

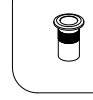

IT - Incontro a pozzetto Ø14mm
EN - Pocket junction Ø14mm
FR - Gâche à puits Ø14mm
ES - Cerradero suelo Ø14mm

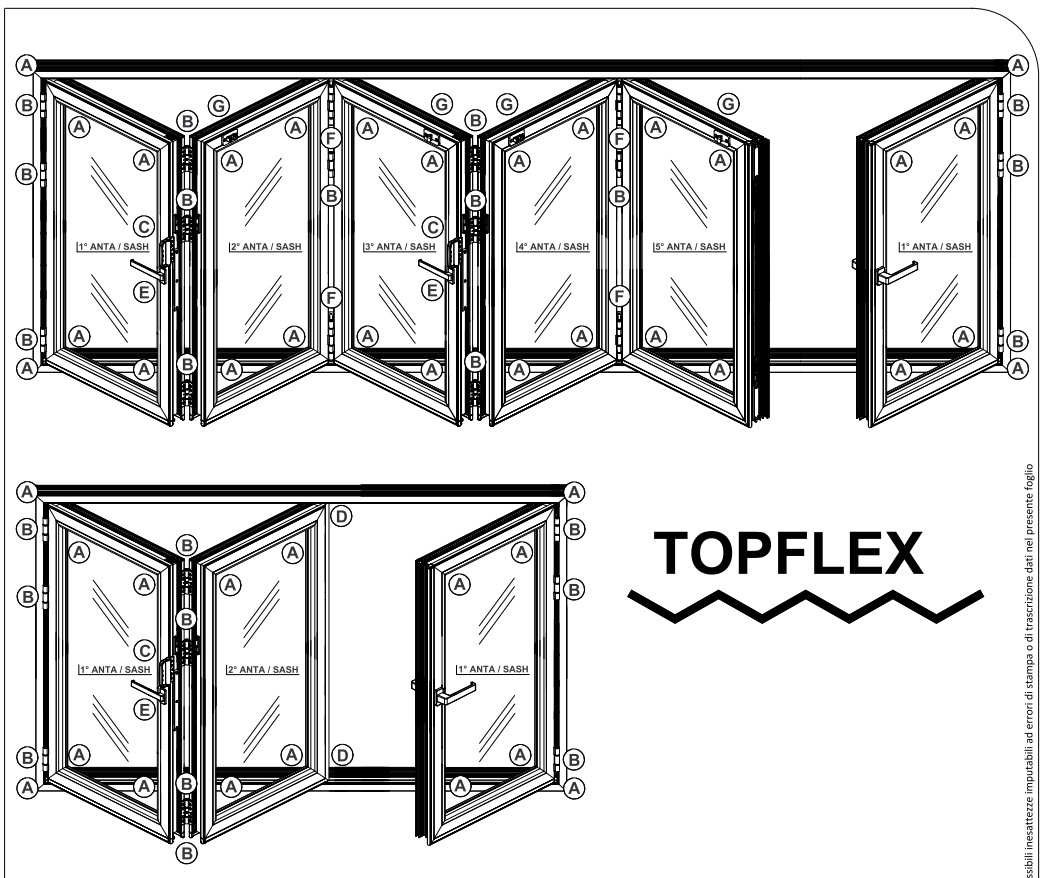

TOPFLEX

- Dimensioni e portata massima Anta singola:
- Dimensions and Maximum load capacity / Single sash:

Tipologia / Type	Articolo / Article	L min	H max	L max	Portata max
Anta dispari / Odd Sash	Art. 8810.10 Art. 8810.11	-	3.500mm	1.200mm	120Kg per anta
Anta pari / Even Sash	Art. 8811.10 Art. 8811.11	600mm 651mm (ultima Anta / last Sash)			

L'esperto Consiglia:
Per eventuali chiarimenti chiedere info al nostro Uff. Tecnico
tel. 080.4959823

MASTER S.r.l. - I584L - 26/06/2024
La Master Srl non risponde in nessun modo di possibili inesattezze imputabili ad errori di stampa o di trascrizione dati nel presente foglio

QUANTITA' ACCESSORI PER TIPOLOGIA / ACCESSORIES QUANTITY NEEDED FOR TIPOLOGY

CONFIGURAZIONI TIPO APERTURA ESTERNA - INTERNA / *EXTERNAL - INTERNAL OPENING CONFIGURATION*

ARTICOLO *ARTICLE*	DISTINTA ACCESSORI IN RIFERIMENTO ALLE DIVERSE CONFIGURAZIONI *ACCESSORIES LIST FOR EACH CONFIGURATION*	2	2+1		2+2	3		3+1				3+2		3+3				3+4		4	4+1		4+2	4+3		5		5+1				5+2		6	6+1		7		8
			8 8a	8b 🔒		14 14a	14b 🔒	18 18a	18b 18c	18d 🔒	18e 🔒	8 8a	8b 🔒	18 18a	18b 18c	18d 🔒	18e 🔒	8 8a	8b 🔒		8 8a	8b 🔒		8 8a	8c 🔒	14 14a	14b 🔒	18 18a	18b 18c	18d 🔒	18e 🔒	8 8a	8b 🔒		8 8a	8b 🔒	14 14a	14b 🔒	
3060	DOPPIA MANIGLIA LINEA COMFORT / *"COMFORT" DOUBLE HANDLE*	-	-	1	-	-	1	-		1		-	1	-		1		-	1	-	-	1	-	-	1	-	1	-		1		-	1	-	-	1	-	1	-
3068	DOPPIA MANIGLIA CON MANICO RIBASSATO LINEA KARMA / *"KARMA" REDUCED DOUBLE HANDLE*																																						
3063	DOPPIA MANIGLIA CON MANICO RIBASSATO LINEA COMFORT / *"COMFORT" REDUCED DOUBLE HANDLE*																																						
3064.1	DOPPIA MANIGLIA POMOLO LINEA SPIN / *"SPIN" DOUBLE HANDLE WITH KNOB*																																						
3065	DOPPIA MANIGLIA LINEA ITALIA / *"ITALIA" DOUBLE HANDLE*																																						
3075	MARTELLINA RIDOTTA LINEA "COMFORT" MINI / *"COMFORT" MINI DOUBLE HANDLE*	1	2	1	2	2	1	2	3	1	2	3	2	3	4	2	3	4	3	2	3	2	3	4	3	3	2	3	4	2	3	4	3	3	4	3	4	3	4
3106.30	MARTELLINA RIBASSATA "KARMA" / *"KARMA" REDUCED HANDLE*																																						
3626.10 + 3626.42	MOVIMENTAZIONE BI DIREZIONALE CON GUIDA BARRA E ASTA FILETTATA / *TWO-WAYS MECHIANISM AND GUIDE FOR THE BAR*	1	2	1	2	2	1	2	3	1	2	3	2	3	4	2	3	4	3	2	3	2	3	4	3	3	2	3	4	2	3	4	3	3	4	3	4	3	4
5310.22 + 3626.42	CILINDRO BI DIREZIONALE E=25mm+GUIDA BARRA E ASTA FILETTATA / *TWO WAYS CYLINDER E=25mm+GUIDE FOR THE BAR AND THREADED ROD*																																						
5311.35 + 3626.42	SERRATURA BI DIREZIONALE E=35mm + GUIDA BARRA E ASTA FILETTATA /*TWO WAYS LOCK E=35mm+GUIDE FO THE BAR AD THREADED RIOD*	-	-	1	-	-	1	-	-	1	1	-	1	-	-	1	1	-	1	-	-	1	-	-	1	-	1	-	-	1	1	-	1	-	-	1	-	1	-
5304.35 + 3626.42	SERRATURA BI DIREZIONAL HANDLE OPERATED E E=35mm + GUIDA BARRA E ASTA FILETTATA /*HANDLE OPERATED TWO WAYS LOCK E=35mm+GUIDE FO THE BAR AD THREADED RIOD*																																						
4501.10	CATENACCIO A LEVA "TEX" 220x8mm CON INCONTRO/ *"TEX" LEVER LATCH 220X8mm WITH STRIKER*	-	-		-	-		2	-	2	-	-		2	-	2	-	-		-	-		-	-		-		2	-	2	-	-		-	-		-		-
4504.10	CATENACCIO A LEVA TEX 140x8mm CON INCONTRO / *"TEX" LEVER LATCH 140X8mm WITH STRIKER*																																						
8816.12	CERNIERA DI TRAINO PER APERTURA INTERNA / *PULLING HINGE FOR INTERNAL OPENING*	1	1		2	1		1				2		2				3		2	2		3	3		2		2				3		3	3		3		4
8816.14	CERNIERA DI TRAINO PER APERTURA ESTERNA / *PULLING HINGE FOR EXTERNAL OPENING*																																						
8815.12 *	CERNIERA CON PIASTRINA AD INFILARE (APERTURA INTERNA) / *HINGE WITH INSERT PLATE (INTERNAL OPENING)*	6	9		12	7		10				13		14				17		10	13		16	17		11		14				17		14	17		15		18
	CERNIERA CON PIASTRINA AD INFILARE (APERTURA ESTERNA) / *HINGE WITH INSERT PLATE (ESTERNAL OPENING)*	5	8		10	6		9				11		12				14		8	11		13	14		9		12				14		11	14		12		14
8810.10 + 8810.11	CARRELLO SUPERIORE ED INFERIORE / *LOWER AND UPPER ROLLER*	-	-		-	1		1				1		2				2		1	1		1	2		2		2				2		2	2		3		3
8811.10 + 8811.11	CARRELLO SUPERIORE ED INFERIORE ANTA PARI / *LOWER AND UPPER ROLLER FOR EVEN SASH*	1	1		2	-		-				1		-				1		1	1		2	1		-		-				1		1	1		-		1
4227 **	ROSTRO DI CHIUSURA SUPPLEMENTARE / *ADDITIONAL THIRD LOCKING POINT*	1	1		2	2		2				3		4				5		3	3		4	5		4		4				5		5	5		6		7
2337.4	TAPPO GIUNZIONE ANGOLO GUARNIZIONE / *PLUG FOR GASKET CORNER*	4	6		8	6		8				10		12				14		8	10		12	14		10		12				14		12	14		14		16
0337	SQUADRETTA A BOTTONE / *CORNER CLEAT*	24	32		40	32		40				48		56				64		40	48		56	64		48		56				64		56	64		64		72

4227 ** Raddoppiare q.tà per altezza Anta superiore a 2200mm / *Double quantity for sash height more than 2200mm*

N.B. Per infissi installati in edifici pubblici è consigliato utilizzare configurazioni ad ante pari (2,4,6,8,2+2,2+4 ecc...)
For windows installed in public buildings, it is advisable to use even-sash configurations (2,4,6,8 and 2+2,2+4,... and so on)

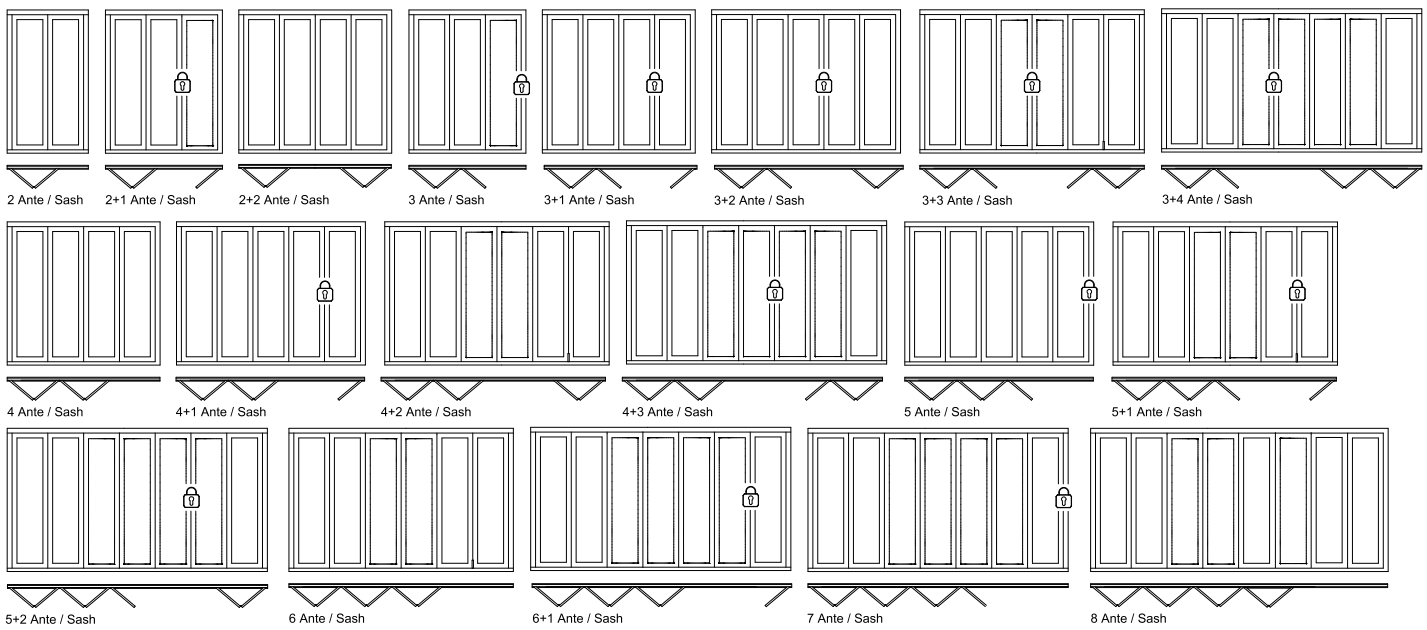

Possibilità di inserimento serratura di sicurezza
Security lock applicable

8815.12 *

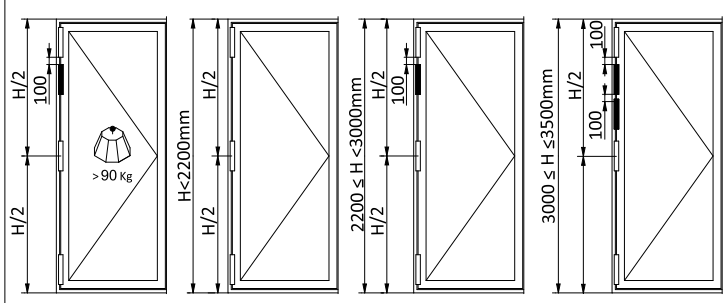

- Aggiungere 1 pezzo Cerniera centrale per portata superiore a 90 Kg ad Anta / *Add one central hinge for load more than 90 Kg/sash*
- Aggiungere 1pz Cerniera per dimensioni superiori a 2200mm/ *Add one hinge for dimension more than 2200mm*
- Aggiungere 2 pezzi cerniera per dimensioni superiori a 3000mm / *Add two hinges for dimension more than 3000mm*

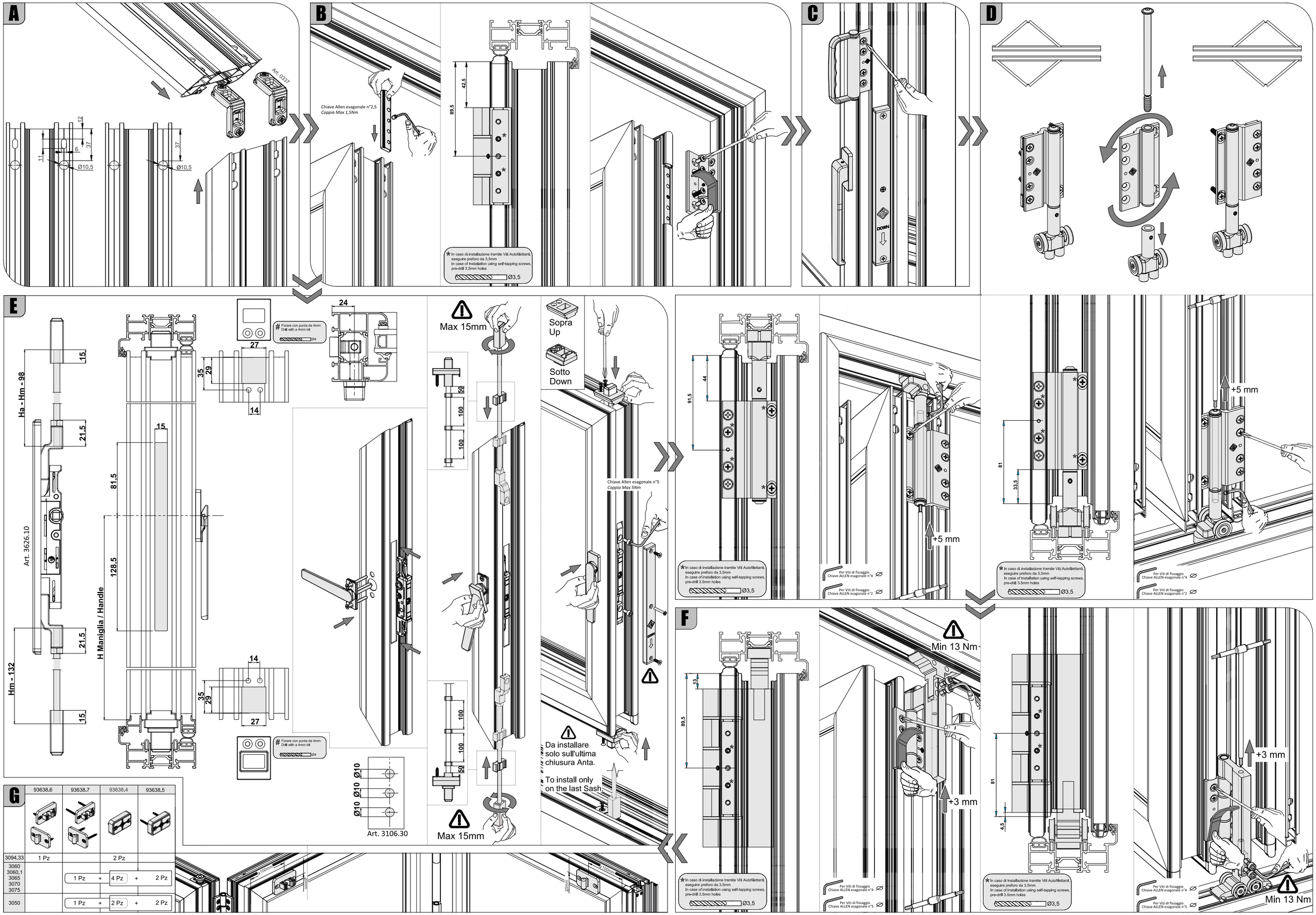

G

	93638.6	93638.7	93638.4	93638.5
3094,33	1 Pz		2 Pz	
3060 3060,1 3065 3070 3075		1 Pz +	4 Pz +	2 Pz
3050		1 Pz +	2 Pz +	2 Pz