Ween
HIDE 180

MASTER
HARDWARE FOR WINDOWS AND DOORS
http://www.masteritaly.com

Kit anta ribalta a scomparsa | **Per sistemi Camera Europea**
Hidden kit for tilt and turn | *For Euro Groove system*

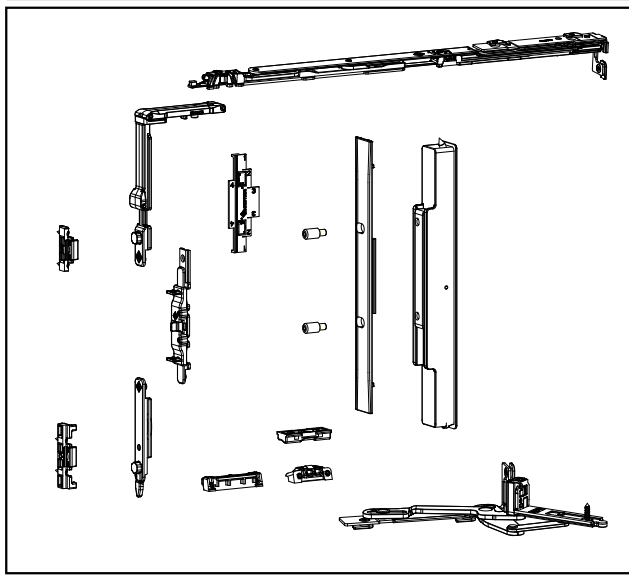

Riferimento nodo Camera Europea
Euro groove section riferiment

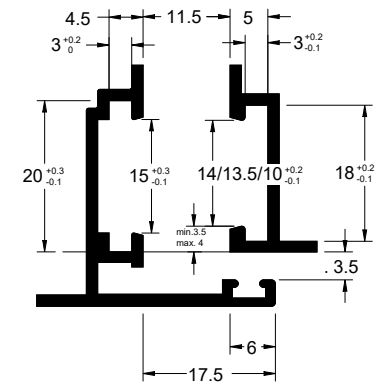

COD.	NODO
A3304xx	A01 - A05
A3303xx	A03

REGOLAZIONE
ADJUSTMENT

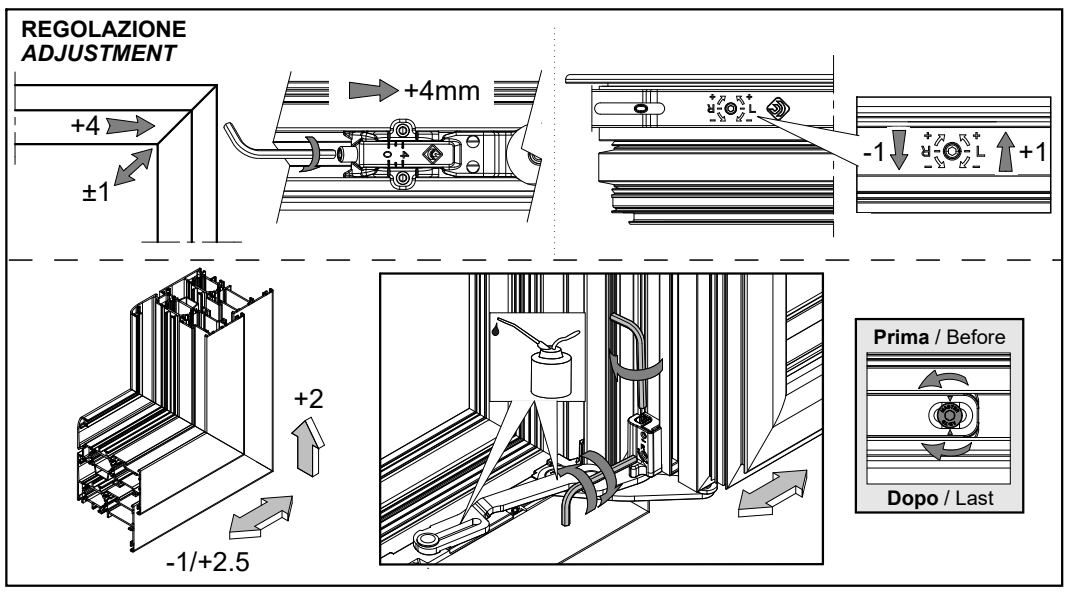

130Kg - 180° — A3310.50

Obbligatorio A3310.50 con soglie ribassate
Mandatory A3310.50 with low threshold

Consigliato A3310.50 per portate >110Kg
Recommended A3310.50 with weights >110Kg

H \ L	470	500	600	700	800	900	1000	1100	1200	1300	1400	1500
2500	50	42	35	30	26	23	21	19	17	16	15	14
2400	50	43	36	31	27	24	22	20	18	17	15	14
2300	50	45	38	32	28	25	23	21	19	17	15	15
2200	50	47	39	34	30	26	24	21	20	18	16	16
2100	50	50	41	35	31	28	25	23	21	19	17	17
2000	50	50	43	37	33	29	26	24	22	20	18	17
1900	50	50	46	39	34	30	27	25	23	21	19	18
1800	50	50	48	41	36	32	29	26	24	22	20	17
1700	50	50	50	44	38	34	31	28	25	24	20	18
1600	50	50	50	46	41	36	33	30	27	23	21	20
1500	50	50	50	50	43	39	35	32	29	24	21	21
1400	50	50	50	50	46	41	37	34	28	26	22	19
1300	50	50	50	50	50	44	40	33	30	28	24	17
1200	50	50	50	50	50	48	39	35	33	25	21	17
1100	50	50	50	50	50	47	43	39	30	22	19	13
1000	50	50	50	50	50	50	47	35	26	24	15	7
900	50	50	50	50	50	50	35	32	19	9	X	X
800	50	50	50	50	50	43	39	24	11	X	X	X
700	50	50	50	50	50	50	15	X	X	X	X	X
650	50	50	50	50	50	32	X	X	X	X	X	X

150Kg - 90° — A3310.50

Obbligatorio A3310.50
Mandatory A3310.50

H \ L	470	500	600	700	800	900	1000	1100	1200	1300	1400	1500	1600	1700
2700	50	44	37	32	28	25	22	20	19	17	16	15	14	13
2600	50	46	38	33	29	26	23	21	19	18	16	15	14	14
2500	50	48	40	34	30	27	24	22	20	18	17	16	15	14
2400	50	50	42	36	31	28	25	23	21	19	18	17	16	15
2300	50	50	43	37	33	29	26	24	22	20	19	17	16	15
2200	50	50	45	39	34	30	27	25	23	21	19	18	17	16
2100	50	50	48	41	36	32	29	26	24	22	20	19	18	15
2000	50	50	50	43	38	33	30	27	25	23	21	20	19	16
1900	50	50	50	45	39	35	32	29	26	24	23	21	18	17
1800	50	50	50	48	42	37	33	30	28	26	24	20	19	18
1700	50	50	50	50	44	39	35	32	29	27	23	21	20	19
1600	50	50	50	50	47	42	38	34	31	26	24	23	21	17
1500	50	50	50	50	50	44	40	36	33	28	26	24	19	14
1400	50	50	50	50	50	48	43	39	32	30	28	21	16	15
1300	50	50	50	50	50	50	46	38	35	32	25	18	17	11
1200	50	50	50	50	50	50	45	41	38	23	21	20	13	6
1100	50	50	50	50	50	50	49	45	27	25	23	15	6	X
1000	50	50	50	50	50	50	50	33	30	28	17	7	X	X
900	50	50	50	50	50	50	40	36	22	10	X	X	X	X
800	50	50	50	50	50	50	45	27	11	X	X	X	X	X
700	50	50	50	50	50	50	17	X	X	X	X	X	X	X
650	50	50	50	50	50	33	X	X	X	X	X	X	X	X

Es. 20 — IT Anta eseguibile con spessore vetro Max 20 mm / EN Sash size executable with Max glass thickness 20 mm

X — IT Dimensione non eseguibile / EN Not feasible

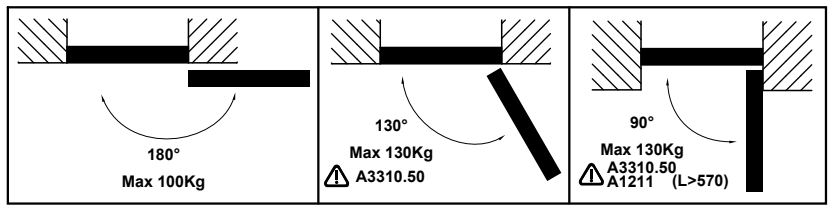

Per apertura impedita a 180° è obbligatorio braccio limit.
For windows with 180° restricted opening mandatory use a limiter arm
A1211 (L>570)

LAVORAZIONI / MACHINING

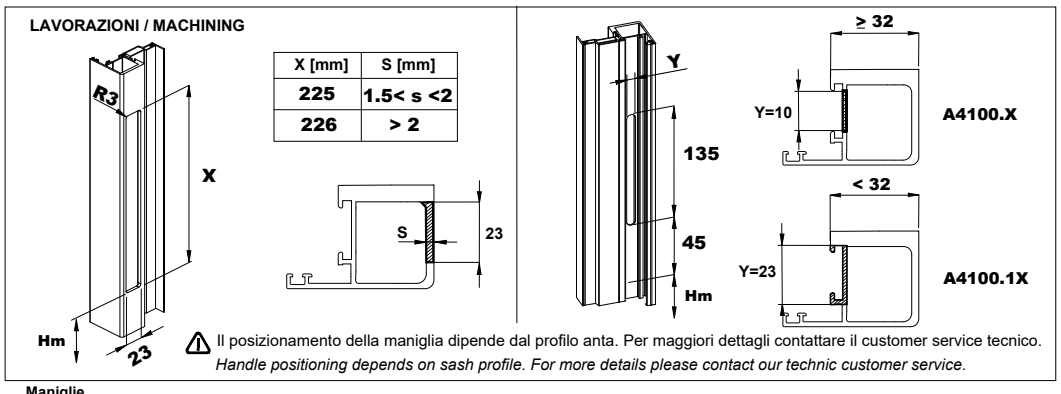

X [mm]	S [mm]
225	1.5< s <2
226	> 2

Il posizionamento della maniglia dipende dal profilo anta. Per maggiori dettagli contattare il customer service tecnico.
Handle positioning depends on sash profile. For more details please contact our technic customer service.

Maniglie
Handles

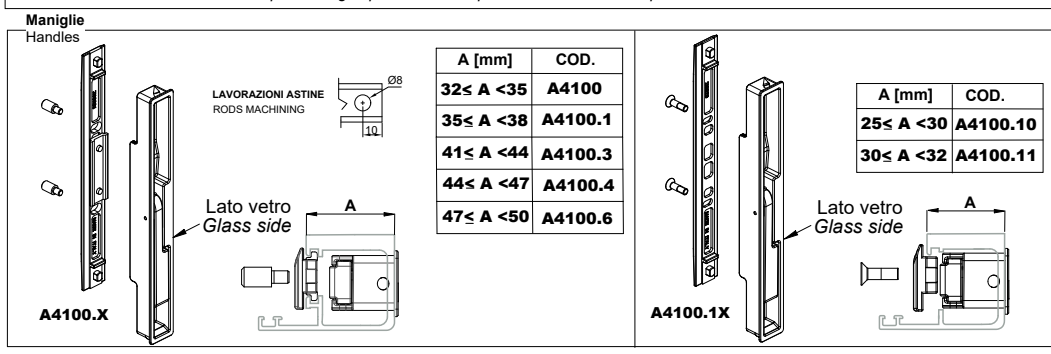

A [mm]	COD.
32≤ A <35	A4100
35≤ A <38	A4100.1
41≤ A <44	A4100.3
44≤ A <47	A4100.4
47≤ A <50	A4100.6

A [mm]	COD.
25≤ A <30	A4100.10
30≤ A <32	A4100.11

MASTER S.r.l.- I722C - A3 FR- 10/12/2025
La Master srl non risponde in alcun modo di possibili inesattezze imputabili ad errori di stampa o di trascrizione dati nel presente foglio
Master does not bear any responsibility for possible inexactnesses due to printing mistakes or to transcription

Posizionamento punti chiusura | Positioning locking points | *Positionnement points de fermeture* | *Posicionamiento puntos de cierre*

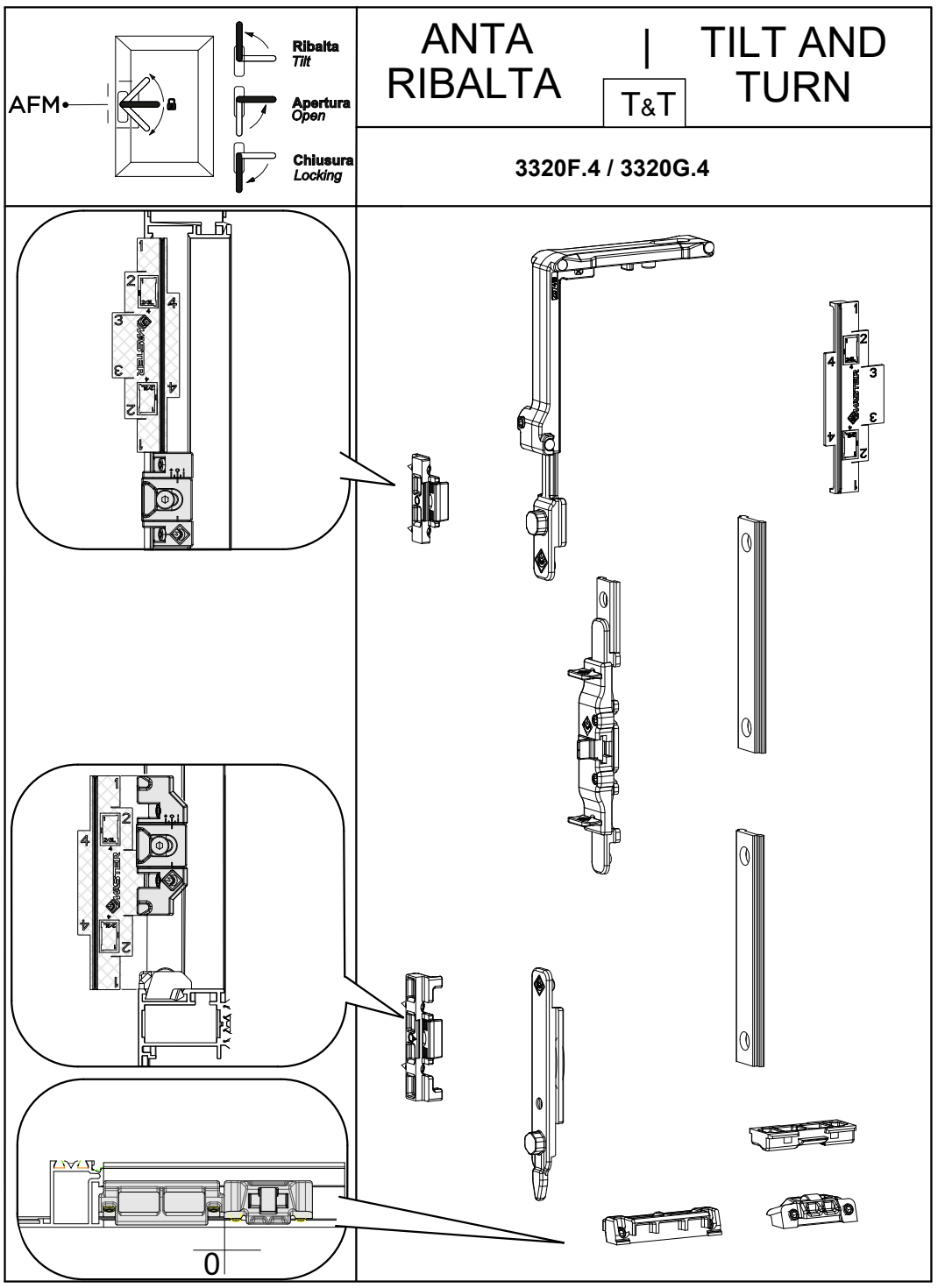

ANTA RIBALTA | TILT AND TURN
T&T

3320F.4 / 3320G.4

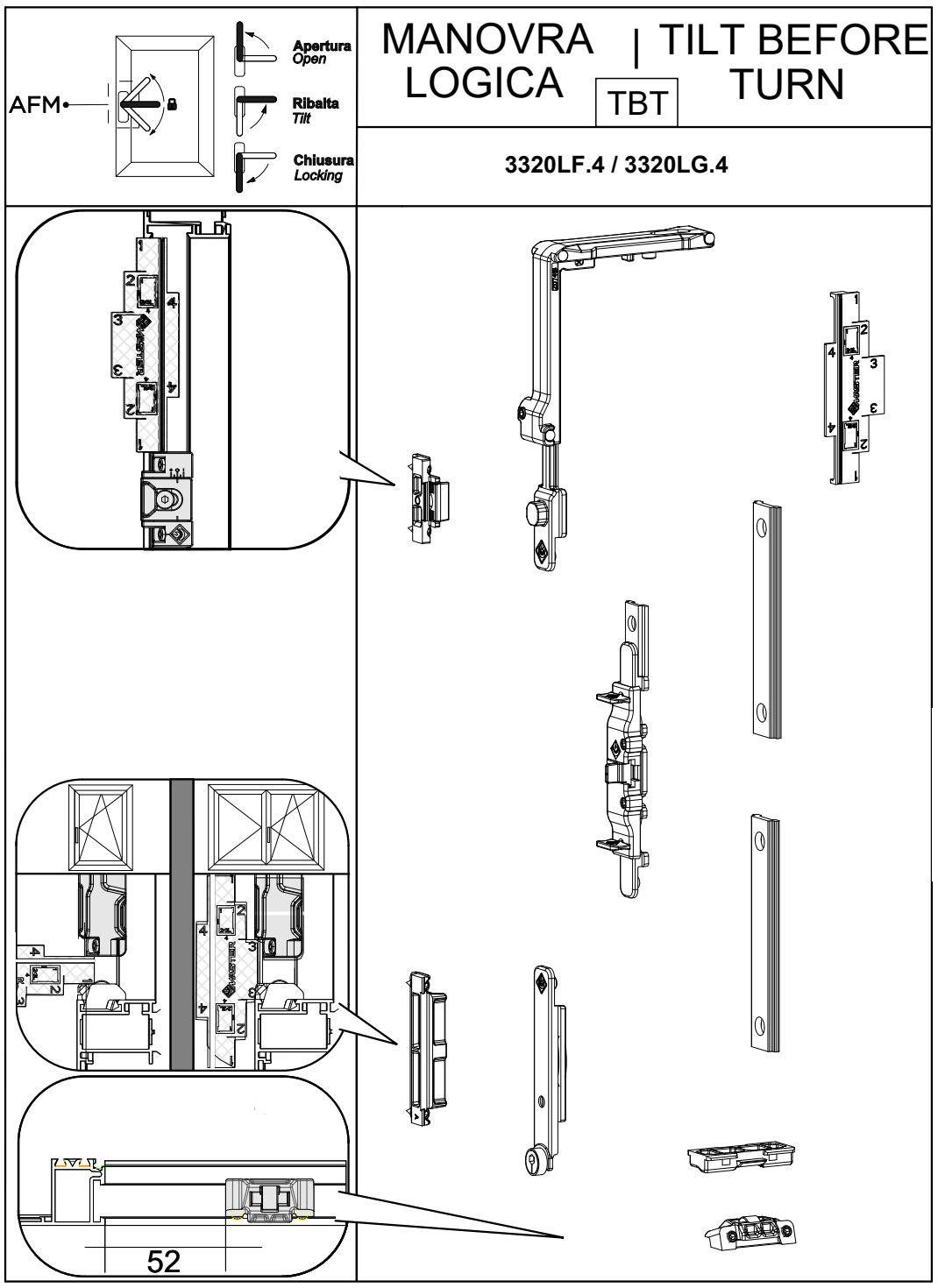

MANOVRA LOGICA | TILT BEFORE TURN
TBT

3320LF.4 / 3320LG.4

MONTAGGIO CERNIERE TELAIO
HINGE FRAME ASSEMBLY

Posizione iniziale delle camme
Correct starting cam position

3303AXX	
3304AXX inf. sx/sup dx	
3304AXX inf. dx/sup sx	

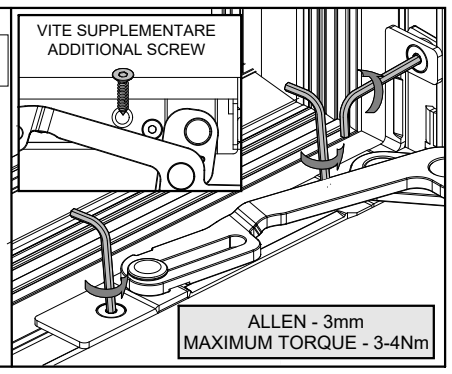

MONTAGGIO CERNIERA ANTA
HINGE SASH ASSEMBLY

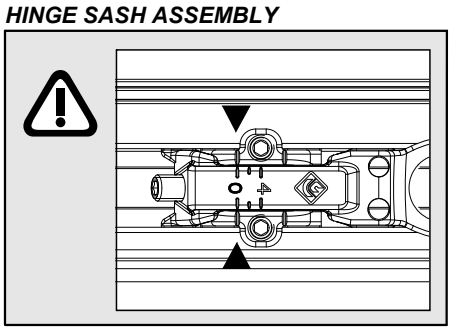

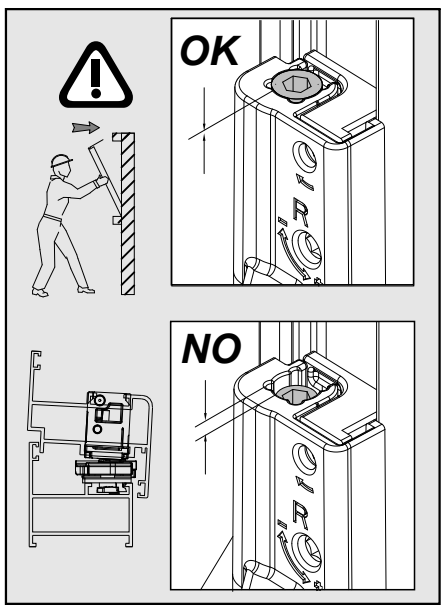

ANTA RIBALTA TILT AND TURN	
COD.	NODO
3520.30	A01 - A05
3400G.30	A03

MANOVRA LOGICA TILT BEFORE TURN	
COD.	NODO
3550L.30	A01 - A05
3400LG.30	A03

1200 mm < L = 1700 mm

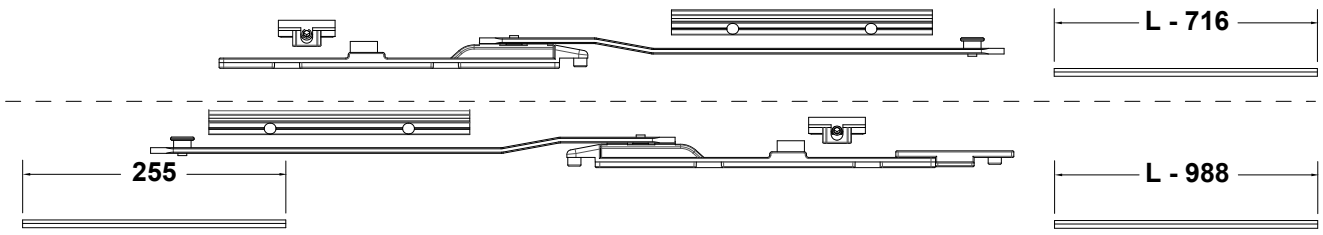

MANOVRA LOGICA TILT BEFORE TURN	
COD.	NODO
3304AL.21S/D	A01 - A05
3303AL.21S/D	A03

ANTA RIBALTA TILT AND TURN	
COD.	NODO
3304A.21S/D	A01 - A05
3303A.21S/D	A03

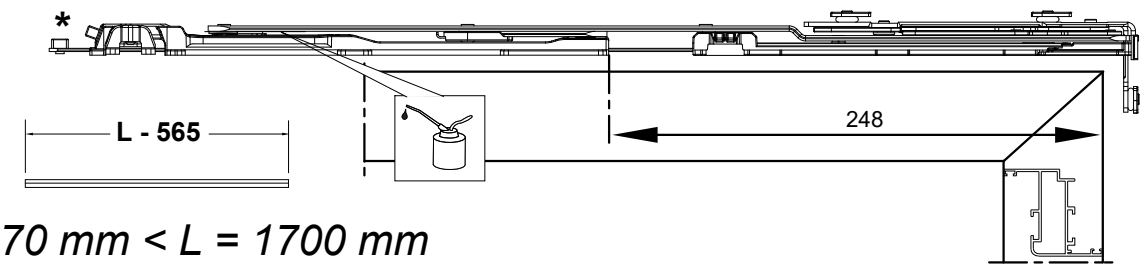

670 mm < L = 1700 mm

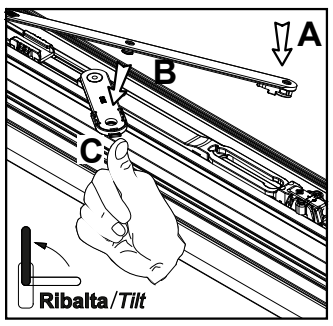

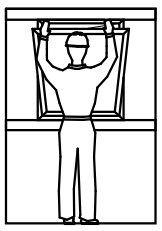

MANOVRA LOGICA TILT BEFORE TURN	
COD.	NODO
3304AL.20S/D	A01 - A05
3303AL.20S/D	A03

ANTA RIBALTA TILT AND TURN	
COD.	NODO
3304A.20S/D	A01 - A05
3303A.20S/D	A03

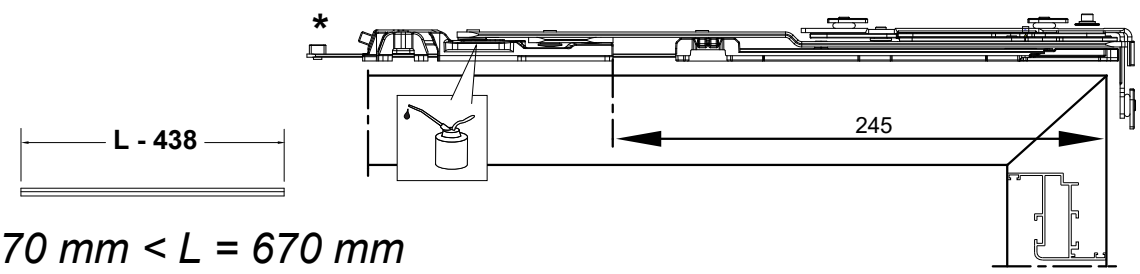

470 mm < L = 670 mm

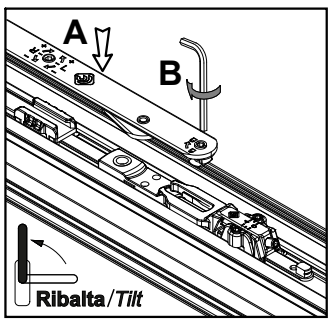



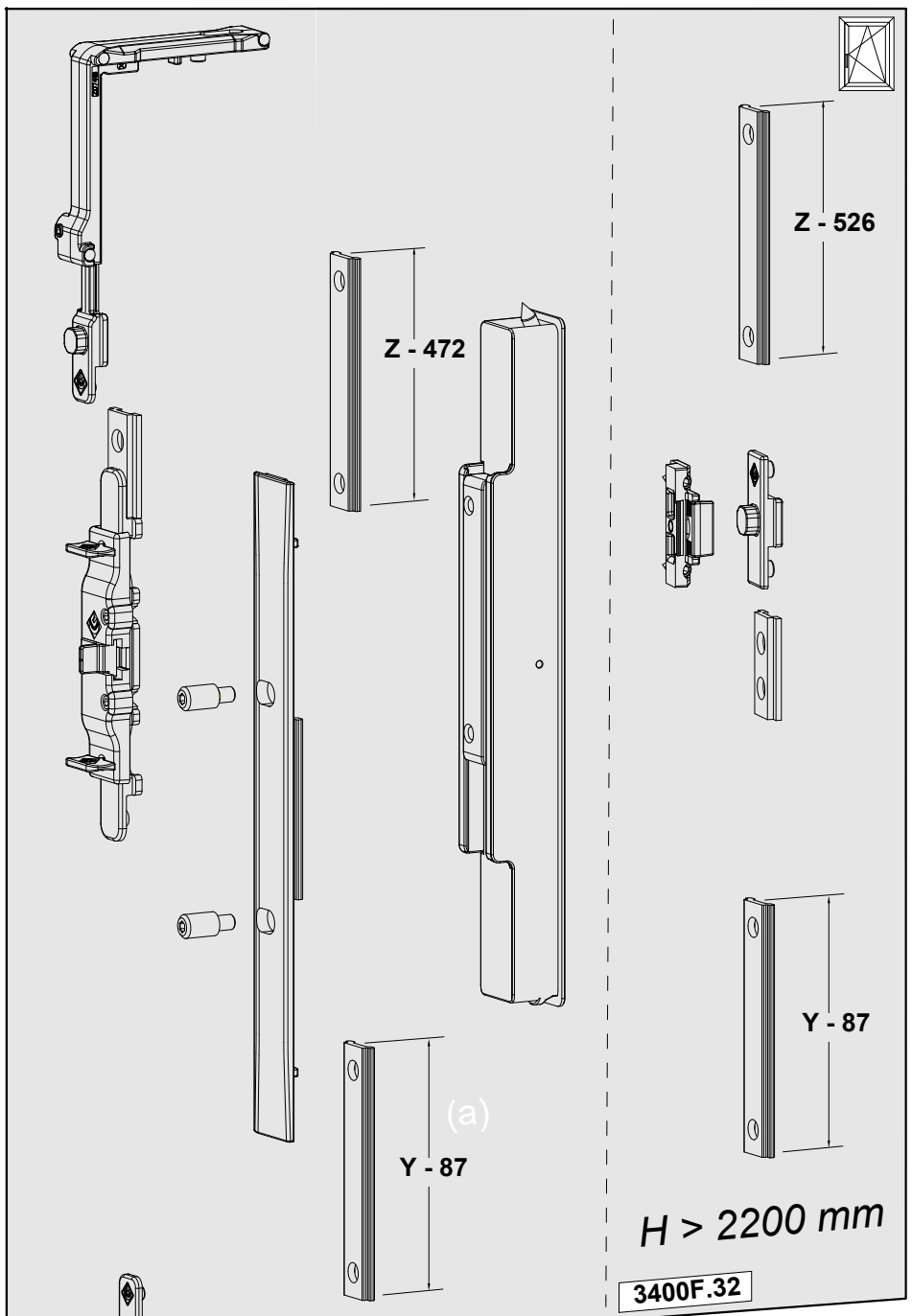

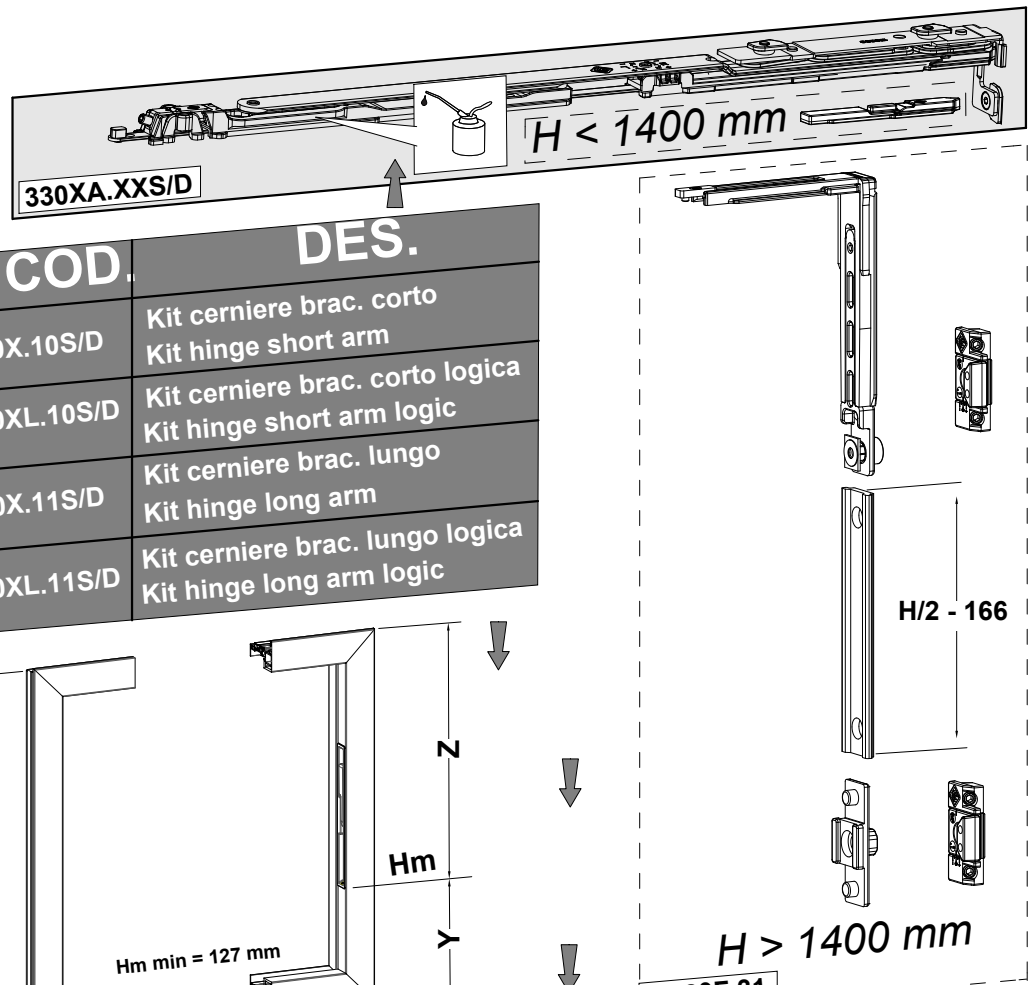

COD.	DES.
330X.10S/D	Kit cerniere brac. corto Kit hinge short arm
330XL.10S/D	Kit cerniere brac. corto logica Kit hinge short arm logic
330X.11S/D	Kit cerniere brac. lungo Kit hinge long arm
330XL.11S/D	Kit cerniere brac. lungo logica Kit hinge long arm logic

LOGICA DOPPIA ANTA *DOUBLE SASH TBT*	
(a)	Y - 95*

* Hm min = 135 mm

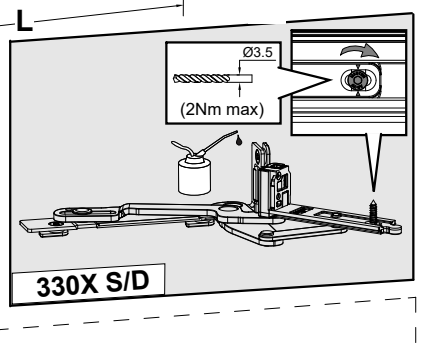

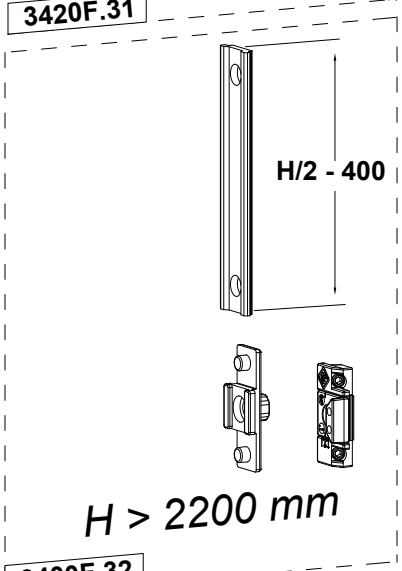

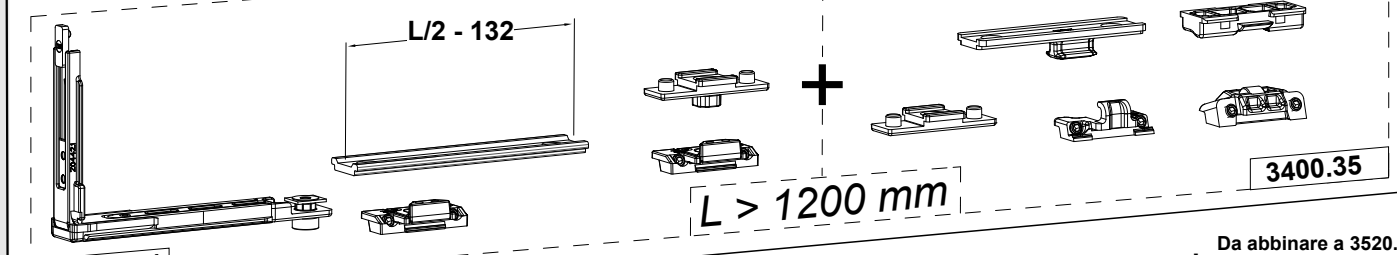

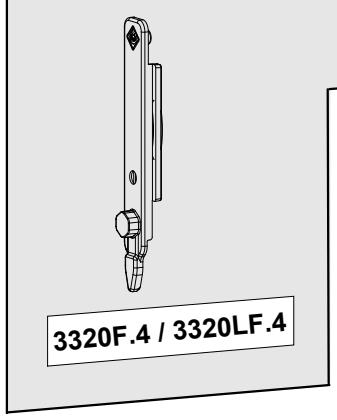
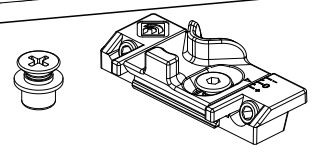
* **Da abbinare a 3520.39**
In combination with 3520.39