SMART SOLUTIONS FOR GLOBAL WINDOW SYSTEMS.

MASTER
HARDWARE FOR WINDOWS AND DOORS

CATALOGO TECNICO
TECHNICAL CATALOGUE

MASTER
HARDWARE FOR WINDOWS AND DOORS

Scopri i nostri prodotti

Discover our products

INDICE
INDEX

INTRODUZIONE
INTRODUCTION

SMART SOLUTIONS FOR GLOBAL WINDOW SYSTEM. DESIGNED AND MADE IN ITALY 4.0	A6
DATA E FACTS	A7
MASTERLAB	A8
FOR A SUSTANAIBLE WORLD.	A10
MASTERABILITY, UN CONTRIBUTO PER RENDERE IL MONDO UN POSTO MIGLIORE. *MASTERABILITY, A COMMITMENT TO MAKE THE WORLD A BETTER PLACE.*	A11
I NOSTRI VALORI, IL NOSTRO DNA D'IMPRESA. *OUR VALUES, OUR ENTREPRENEURIAL DNA.*	A12
LE CERTIFICAZIONI *THE CERTIFICATIONS*	A13
GREAT PLACE TO WORK	A14
WINDOWS OF THE WORLD	A15
COME LEGGERE IL CATALOGO *HOW TO READ THE CATALOGUE*	A16
ICONE *ICONS*	A17
APERTURE *OPENINGS*	A17
FINITURE *FINISHES*	A18
CONDIZIONI DI VENDITA *CONDITIONS OF SALE*	A20
LINEE GUIDA SU GARANZIA PRODOTTI E RESPONSABILITÀ *PRODUCT LIABILITY GUIDELINES*	A22
NODI *SECTIONS*	A30
INDEX	A36

CATALOGO TECNICO
TECHNICAL CATALOGUE

SQUADRETTE *CORNER*	1
GIUNZIONI *JOINT*	21
CATENACCI E INCONTRI *LATCHES AND JUNCTIONS*	27
ACCESSORI VARI *VARIOUS ACCESSORIES*	57
VASISTAS E SPORGERE *BOTTOM AND TOP HUNG*	77
BILICO *PIVOT*	127
MANIGLIE E CREMONESI *HANDLES AND CREMONE-BOLTS*	137
CHIUSURE *CLOSING*	229
ANTA RIBALTA *TILT AND TURN*	249
AUTOMAZIONI PER FINESTRE *WINDOWS AUTOMATION*	357
CERNIERE *HINGES*	389
MANIGLIONI *BIG HANDLES*	435
SCORREVOLI *SLIDING UNITS*	445
ALZANTE SCORREVOLE *LIFT AND SLIDE*	517
SCORREVOLE PARALLELO *TILT AND SLIDE*	533
APERTURA A LIBRO *FOLDING OPENING*	545

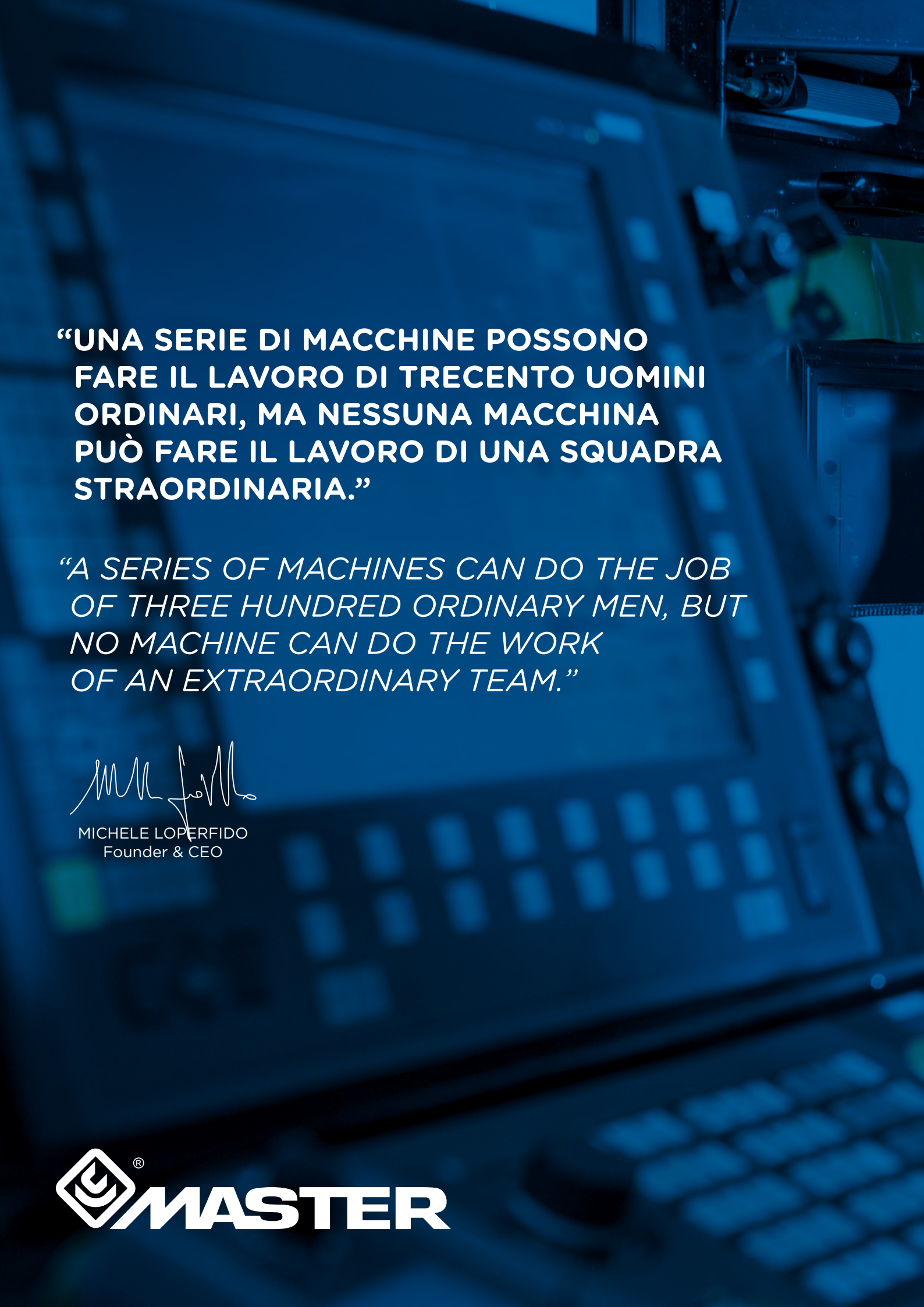

“UNA SERIE DI MACCHINE POSSONO FARE IL LAVORO DI TRECENTO UOMINI ORDINARI, MA NESSUNA MACCHINA PUÒ FARE IL LAVORO DI UNA SQUADRA STRAORDINARIA.”

“A SERIES OF MACHINES CAN DO THE JOB OF THREE HUNDRED ORDINARY MEN, BUT NO MACHINE CAN DO THE WORK OF AN EXTRAORDINARY TEAM.”

MICHELE LOPERFIDO
Founder & CEO

MASTER®

SMART SOLUTIONS FOR GLOBAL WINDOW SYSTEM.

Designed and made in Italy 4.0

La convinzione che gli accessori rivestano un ruolo essenziale nelle performance dei serramenti è oggi più che mai condivisa sia dal mondo delle costruzioni che dal mondo della progettazione e del design.

Dal 1986 il Gruppo Master progetta e realizza accessori e componentistica per serramenti in alluminio, con un processo fatto di ricerca, investimenti, studio della cultura dell'alluminio e riservando una profonda attenzione alla qualità dei materiali, alla ricerca di tecnologie in grado di permettere la produzione di prodotti fabbricati per alte performances, all'individuazione delle nuove esigenze dei mercati e alla soddisfazione e cura continua del cliente.

Presente in oltre 58 paesi del Mondo, oggi il brand Master è un marchio globale, focalizzato su: sviluppo di nuovi mercati internazionali, attenzione alla sicurezza e qualità dei propri prodotti, miglioramento continuo e riduzione degli sprechi in linea con i principi del lean manufacturing, implementazione del nuovo modello di automazione industriale INDUSTRY 4.0 con un attenzione particolare a mantenere la centralità del capitale umano nelle operations strategiche e produttive

The belief that accessories have a key role in the performance of windows and doors today more than ever is shared by both the construction industry and the world of architecture and design.

Master Group has been designing and manufacturing accessories and components for aluminium frames since 1986, concentrating on research and investment, as well as on the study of aluminium, especially on the quality of materials, looking for technologies for high performance products, identifying new market needs and guaranteeing continuous customer satisfaction and care.

Present in over 58 countries worldwide, today Master is a global brand focused on developing new international markets, with the utmost attention to safety and quality of its products, continuous improvement and reduction of waste in line with the principles of lean manufacturing, and on the implementation of the new INDUSTRY 4.0 automation, with particular attention to maintaining human capital centre stage in production operations.



1986

Nasce Master

Master was born



1986

Viene depositato il primo brevetto: la Squadretta **Kiara**

Master deposited his first patent: Kiara corner joint

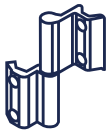

1992

Produzione della **Rapid**, prima cerniera Master

Production of Rapid the first Master hinge



1998

Nasce la pressofusione

The beginning of die casting



2000

L'azienda si apre a mercati internazionali

The beginning of international market challenge



2008

Nasce MasterLAB

MasterLAB

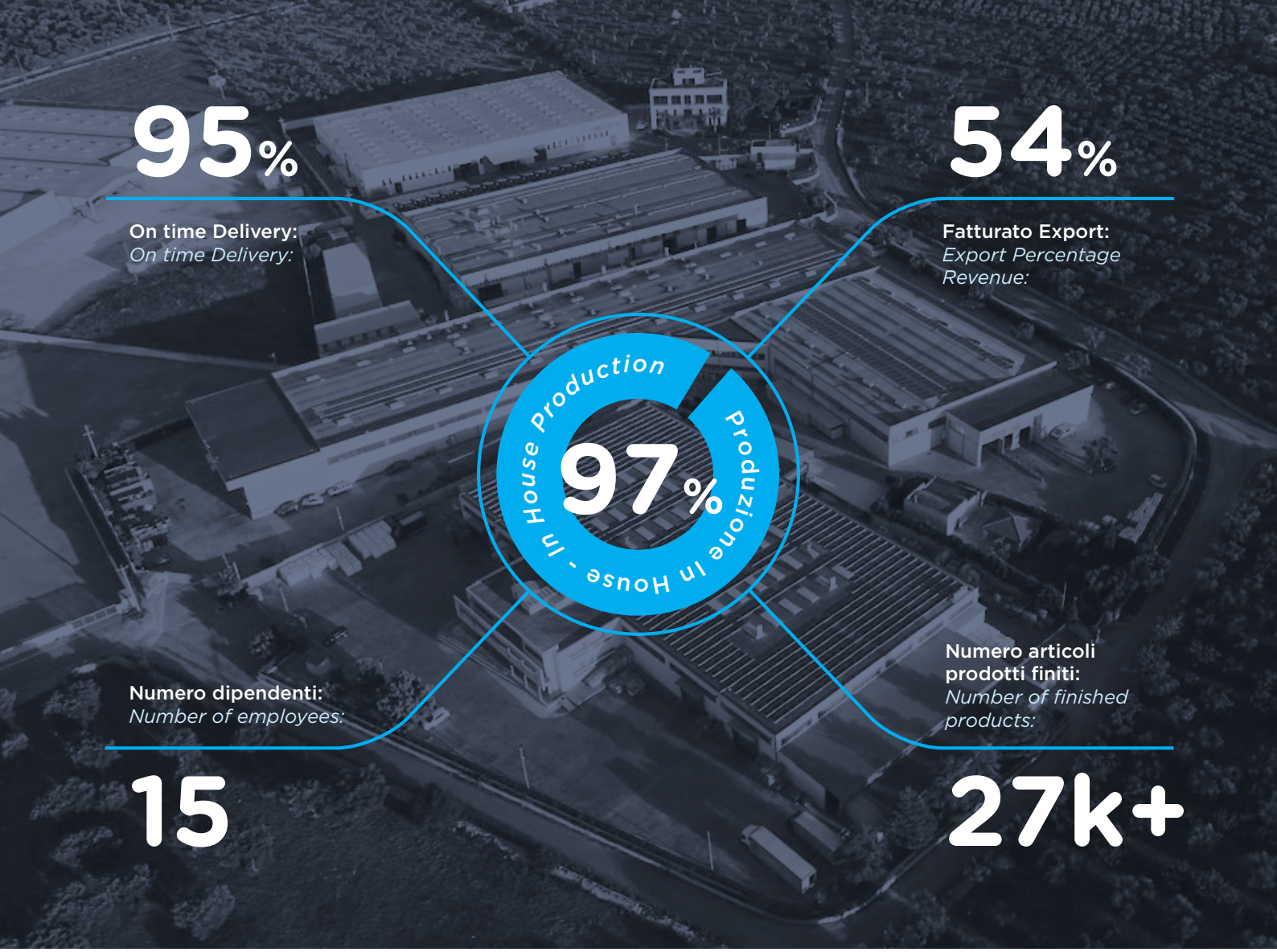

Il Gruppo Master realizza il 97% del valore aggiunto della propria produzione in house, coprendo tutte le fasi che precedono la commercializzazione del prodotto: dall'analisi dei bisogni del mercato alla progettazione, prototipazione e produzione dei manufatti.

Master Group realizes 97% of the added value of its in-house production, *covering all the steps that precede product marketing: from the analysis of market needs to design, prototyping and production.*

2011

L'azienda adotta e certifica il Life Cycle Assessment (LCA)

The company adopts and certifies the Life Cycle Assessment (LCA)

2013

Inizia il percorso di Lean Transformation

The begging of Lean Transformation project

2017

Digitalizzazione dei processi produttivi (WMS e MES)

Digitalisation of production processes (WMS e MES)

2018

Una nuovo concetto di azienda. Master Italy Process System

A new company thinking. Master Italy Process System

2020

Implementazione del nuovo sistema gestionale SAP S/4HANA

Implementation of the new ERP information system SAP S/4HANA

2022

Ampliamento nuovo stabilimento

Expansion of new production plant



SCOPRI TUTTI I SERVIZI DI MASTERLAB.

La ricerca in Master Italy, si concentra all'interno del Centro Ricerche & Sviluppo con laboratorio prove MasterLAB, dal 2008 è impegnata sul fronte dell'innovazione, dell'evoluzione normativa riguardante i serramenti e a quella sempre più rapida dei mercati. MasterLAB è dotata dei più moderni strumenti software, metodologici e sperimentali, per fare attività di: **RICERCA, STUDIO E PROGETTAZIONE, SVILUPPO E SPERIMENTAZIONE, ASSISTENZA AL CLIENTE.**

DISCOVER MASTERLAB SERVICES.

MasterLAB is Master's Research and Development Center with a testing laboratory, and it is the core of the research in Master, who has been engaged since 2008 in innovation, changes in law about doors and windows and the much faster changes of the market. MasterLAB is equipped with the most modern software and experimental tools, and methods, in order to **PERFORM RESEARCH, STUDY, DESIGN, EXPERIMENTS, AND ASSISTANCE**

PROVE CICLICHE / STATICHE
-
CYCLICAL / STATIC TESTS

CERTIFICAZIONI CE
-
CE CERTIFICATIONS

PROVE ANTIEFFRAZIONE
-
BURGLARY RESISTANCE TEST

CERTIFICAZIONI SAC 1
-
SAC 1 CERTIFICATIONS

PROVE DI RESISTENZA ALLA CORROSIONE
-
CORROSION RESISTANCE TEST

ANALISI FEM
-
FEM ANALYSIS

TRASMITTANZA TERMICA
-
TRANSMITTANCE

PROVE MECCANICHE
-
MECHANICAL TESTS

SVILUPPI PERSONALIZZATI
-
CUSTOMIZED DEVELOPMENTS





WE think, create, innovate, inspire.



FOR A SUSTAINABLE WORLD.

"Le imprese leader sono giudicate non solo per la qualità intrinseca dei prodotti e servizi offerti, ma anche in virtù del senso di responsabilità e delle relazioni col territorio e con l'ambiente che dimostrano. L'impegno che oggi dimostriamo vuole muoversi soprattutto in questa direzione".

"Leading companies are assessed not only on the quality of their products and services, but also on the sense of responsibility and on their relationship with the territory and the environment. Our commitment is to go beyond all this"

Avviare un'attività di analisi della filiera produttiva e ridurre l'impatto ambientale dei prodotti nel settore degli accessori per serramenti. Il progetto è finalizzato alla valutazione dell'impatto sul clima, lungo il ciclo di vita dei più rappresentativi prodotti dell'azienda, per calcolare la 'carbon footprint' degli stessi, cioè l'ammontare totale dei gas a effetto serra emessi, con l'obiettivo di ridurlo mediante azioni pianificate a breve/medio termine. Tale studio è stato redatto con l'obiettivo di calcolare la GWP100 di ogni singolo componente. L'azienda ha ritenuto che la rilevazione degli impatti ambientali sia una necessità, a testimonianza del proprio impegno per lo sviluppo sostenibile del business a lungo termine. La misurazione di consumi e impatti, che consente di agire e migliorare continuamente i propri prodotti e processi, non solo dal punto di vista tecnologico ma anche ambientale, è dunque un'assunzione di responsabilità nei confronti di tutti gli stakeholders.



Carrying out analysis of the production chain and reduce the environmental impact of products in the field of window and door fittings. The project is aimed at assessing the impact on the climate, along the life cycle of our most representative products, to calculate their carbon footprint, i.e. the total amount of greenhouse gases emitted, with the objective to reduce it through planned actions in the short/medium term. This study was drafted with the aim of calculating the GWP100 of each individual component. We believe that the detection of environmental impacts is a paramount, which reflects our commitment to a sustainable development of long-term production. The measurement of consumption and impacts, which allows us to continuously improve our products and processes, not only from the technological point of view but also the environmental one, is therefore a responsibility towards all stakeholders.

Illuminazione aziendale convertita con luci a LED
-
Business lighting converted to LED lighting

Impianto di depurazione
-
Sewage treatment plant

Forno di fusione centralizzato
-
Centralised melting furnace

Sistema di monitoraggio dei consumi energetici
-
System for monitoring energy consumption

Potenza degli impianti fotovoltaici 653 Kpw
-
Installed Pv power plants 653 Kpw

MASTERABILITY, UN CONTRIBUTO PER RENDERE IL MONDO UN POSTO MIGLIORE.

MASTERABILITY, A COMMITMENT TO MAKE THE WORLD A BETTER PLACE.

L'impegno del Gruppo Master nella Corporate Social Responsibility si traduce nei fatti nel concetto di Masterability, l'unione di Master, responsibility e sustainability.
Responsabilità e sostenibilità, quindi, sono le parole chiave delle azioni che Master continuerà ad intraprendere nel prossimo futuro nei confronti delle persone (PEOPLE), del pianeta (PLANET) e della prosperità (PROSPERITY).
Attraverso Masterability guidiamo il cambiamento verso la sostenibilità e contribuiamo allo sviluppo di una società più coesa in armonia con nove Sustainable Development Goals dell'agenda 2030 delle Nazioni Unite.

Ogni giorno ci impegniamo con gesti e azioni concrete a rendere Il pianeta un luogo accessibile alle generazioni future!

The Master Group's commitment to Corporate Social Responsibility is embodied in the concept of Masterability, the combination of Master, responsibility and sustainability.
Responsibility and sustainability, therefore, are the key words of the actions that Master will continue to take in the the near future towards people (PEOPLE), the planet (PLANET) and prosperity (PROSPERITY).
Through Masterability we drive change towards sustainability and contribute to the development of a more cohesive society in cohesive society in harmony with nine Sustainable Development Goals of the UN 2030 Agenda.

Every day we commit ourselves through concrete actions to make the planet an accessible place for future generations!



MASTERABILITY

People · Planet · Prosperity

PEOPLE

Garantiamo il benessere dei nostri collaboratori e miglioriamo il clima lavorativo aziendale.

«Una serie di macchine può fare il lavoro di 300 uomini ordinari, ma nessuna macchina può fare il lavoro di una squadra straordinaria!»

We ensure the well-being of our employees and improve the working climate company.

«Machines can do the work of three hundred ordinary men, but no machine can do the work of one extraordinary team»

PLANET

Preserviamo l'ambiente in cui operiamo e viviamo, salvaguardando il nostro pianeta.

«Perché il mondo è un bel posto e per esso vale la pena di lottare!»

We preserve the environment in which we operate and live, while safeguarding our planet.

«Because the world is a beautiful place and it is worth fighting for!»

PROSPERITY

Favoriamo la crescita sana e florida delle comunità locali circostanti.

«Siamo determinati ad assicurare che tutti gli esseri umani possano godere di vite prosperose e soddisfacenti e che il progresso economico, sociale e tecnologico avvenga in armonia con la natura»

We promote the healthy and flourishing growth of the surrounding communities.

«We are determined to ensure that all human beings can enjoy of prosperous and satisfying lives and that economic, social and technological technological progress takes place in harmony with nature»

I NOSTRI VALORI, IL NOSTRO DNA D'IMPRESA.
OUR VALUES, OUR ENTREPRENEURIAL DNA.



INNOVAZIONE E ORIENTAMENTO AL FUTURO
CREDIAMO CHE PER CRESCERE OCCORRA INNOVARE

L'orientamento al futuro e la propensione all'innovazione rappresentano i driver per lo sviluppo dei prodotti, l'ottimizzazione dei processi e l'evoluzione della nostra organizzazione. La costante ricerca di soluzioni efficienti e intelligenti è espressione della cultura del miglioramento continuo, oggi parte del DNA Master. Quotidianamente raccogliamo la sfida dell'innovazione per trasformarla in opportunità di crescita e sviluppo.

INNOVATION AND FORWARD-LOOKING APPROACH
WE BELIEVE THAT GROWTH REQUIRES INNOVATION

Future orientation and a propensity for innovation are the drivers for product development, process optimisation and the evolution of our organisation. The constant search for efficient and intelligent solutions is an expression of the culture of continuous improvement, now part of Master's DNA. We embrace the challenge of innovation on a daily basis to turn it into an opportunity for growth and development.



CENTRALITÀ *DEL* CLIENTE
LA SODDISFAZIONE DEL CLIENTE È LA NOSTRA MISSION

Ogni comportamento che mettiamo in atto è orientato alla soddisfazione e alla cura delle esigenze del cliente. Il nostro obiettivo è costruire partnership solide basate sul rapporto di fiducia e sulla ricerca di soluzioni che portino reciproco vantaggio.

CUSTOMER CENTRICITY
CUSTOMER SATISFACTION IS OUR MISSION

Every action we take is geared towards satisfying and taking care of the customer's needs. Our goal is to build solid partnerships based on trust and the search for mutually beneficial solutions.



COLLABORAZIONE E DINAMISMO
DA SOLI SI VA VELOCI, INSIEME ANDIAMO LONTANO

In Master ogni giorno affrontiamo piccole e grandi sfide con un approccio proattivo ed animati dal desiderio di "vincere insieme" come squadra. Raggiungiamo obiettivi sempre più sfidanti attraverso la capacità di adattarci e anticipare cambiamento e di costruire sinergie basate su collaborazione, confronto costruttivo e scambio di idee e competenze.

SYNERGIC TEAMWORK AND FAST RESPONSE
ALONE WE GO FAST, TOGETHER WE GO FAR

At Master, we face both small and important challenges every day with a proactive approach, animated by the desire to "win together" as a team. We achieve increasingly challenging goals through our ability to adapt and foresee the change and to build synergies based on collaboration, constructive confrontation and exchange of ideas and skills.



RESPONSABILITÀ E IMPEGNO
VOGLIAMO RAPPRESENTARE UN MODELLO DI SVILUPPO SOSTENIBILE

Master vuole distinguersi non solo per la qualità intrinseca dei prodotti e servizi offerti, ma anche in virtù del senso di responsabilità nei confronti delle persone, del territorio e dell'ambiente e dei mercati in cui opera. Ci impegniamo ad essere un modello di sviluppo sostenibile, promuovendo attività che mirano al progresso e alla crescita florida del contesto sociale, culturale ed economico di cui facciamo parte.

RESPONSIBILITY AND COMMITMENT
WE WANT TO REPRESENT A MODEL OF SUSTAINABLE DEVELOPMENT

Master wants to distinguish itself not only by the intrinsic quality of the products and services we offer but also by virtue of our sense of responsibility towards the people, the territory, the environment and the market in which we operate. We are committed to being a model of sustainable development, promoting activities that aim at the progress and flourishing growth of the social, cultural and economic context of which we are part.



VALORIZZAZIONE E RISPETTO DELLE PERSONE
IN MASTER METTIAMO LE PERSONE AL CENTRO

Il talento di ognuno di noi è ricchezza per l'organizzazione ed è importante creare le condizioni necessarie alla sua valorizzazione in un clima di rispetto e gentilezza. Promuoviamo un approccio empatico e un atteggiamento positivo verso il prossimo perché siamo convinti che un clima sereno favorisca il benessere e la produttività di tutti noi.

PEOPLE ENHANCEMENT AND RESPECT
AT MASTER WE PUT PEOPLE AT THE CENTRE

Everyone's talent is an asset to the organisation and it is important to create the necessary conditions for its enhancement in a climate of respect and kindness. We promote an empathetic approach and a positive attitude towards others because we are convinced that a serene climate promotes the well-being and productivity of all of us.

LE CERTIFICAZIONI
THE CERTIFICATIONS

ISO 9001

Il miglioramento continuo come requisito del Sistema Azienda, il sostanziale riferimento ai clienti e alla loro soddisfazione, le risorse umane e la loro specializzazione certificano Master ISO 9001. Questa certificazione valorizza lo sforzo compiuto da sempre per assicurare qualità ai prodotti ed ai servizi, sempre nell'obiettivo di soddisfare al meglio le esigenze della clientela.

Continuous improvement required by the Company Quality Management System, utmost attention to customers, to their complete satisfaction, to our human resources and to their specialization all contribute to the company's ISO 9001 certification, which highlights our consistent effort to guarantee quality products and services with the aim of best responding to our customers' needs

ISO 14001

Master inoltre persegue una crescita ecosostenibile, integrando i principi di gestione ambientale nello sviluppo dei prodotti e nella gestione dei processi. Per questo ha avviato un sistema di gestione ambientale conforme alla ISO 14001, norma internazionale di carattere volontario.

Master also pursues an environmentally sustainable growth, integrating the best principles of environmental management into our product development and process management. Accordingly, it has launched an Environmental Management System in compliance with the voluntary international standards of ISO 14001.

LIFE CYCLE ASSESSMENT

Master ha adottato il Life Cycle Assessment (LCA) metodo che valuta l'insieme di interazioni che un prodotto ha con l'ambiente, considerandone il suo intero ciclo di vita che include: le fasi di pre-produzione (quindi anche estrazione e produzione dei materiali), produzione, distribuzione, uso (quindi anche riuso e manutenzione), riciclaggio e dismissione finale. La procedura LCA è standardizzata a livello internazionale dalle norme ISO 14040 e 14044.

Master has adopted the Life Cycle Assessment (LCA) method, which evaluates the set of interactions that a product has with the environment, considering its entire lifecycle. This concerns all the phases of pre-production (i.e. the extraction and production of materials), manufacturing, distribution, use (inc. reuse and maintenance), recycling and final disposal. This LCA procedure is internationally standardized by ISO 14040 and 14044.

ISO 14001

Le persone vanno tutelate e devono essere nelle migliori condizioni per lavorare bene e per realizzare prodotti di qualità: nella sostanza questo si estrinseca nella accurata gestione della Salute e della Sicurezza anche grazie alla cultura del miglioramento continuo. Il coronamento di questo impegno è la certificazione del Sistema di Gestione della Sicurezza secondo la norma ISO 45001

People must be protected and given the best possible work conditions in order to create quality products. This commitment is expressed in through the careful management of health and safety and the culture of continuous improvement. The crowning achievement of this commitment is certification of the group's Safety Management System to the standard ISO 45001.

MINISTERO DELL'AMBIENTE

Master partecipa al programma per la valutazione dell'impronta ambientale promosso dal Ministero della Transizione Ecologica. Master continua l'impegno nella sua politica green firmando l'accordo volontario con il Ministero della Transizione Ecologica in cui si impegna, come prima azienda del settore degli accessori per serramenti, a definire una metodologia di calcolo delle emissioni di CO2 per poter ideare e approntare azioni di miglioramento e di riduzione nella sua filiera produttiva.

Master participates in the program for the evaluation of the environmental footprint promoted by the "Ministero della Transizione Ecologica". Master continues the green policy by signing the voluntary commitment with the "Ministero della Transizione Ecologica", as first company in the sector of window and door accessories, to define a calculation methodology for the CO2 emissions to be able to devise and prepare improvement and reduction practices in the manufacturing processes.

AEO

La certificazione AEO vale in tutto il territorio doganale comunitario. Tale autorizzazione attribuisce all'azienda una "patente" di affidabilità e di solvibilità a cui sono collegati una serie di vantaggi: meno controlli fisici e scanner, minore burocrazia con conseguente riduzione dei costi doganali, sdoganamento telematico e centralizzato in tutta l'Unione Europea. I nostri clienti in questo modo vedranno ridotti se non azzerati i tempi di attesa in dogana.

AEO certification is valid throughout the Community customs territory. This authorization gives the company a "license" of reliability and solvency with many advantages: fewer physical inspections and scanners, less bureaucracy with a consequent reduction in customs costs, electronic and centralized customs clearance throughout the European Union. Our customers who will see reduced and quite eliminated the waiting time at customs.

ELITE

ELITE Il programma internazionale di Borsa italiana e Confindustria dedicato alle imprese ad alto potenziale di crescita. Nato nel 2012 in collaborazione con Confindustria per supportare le aziende nella realizzazione dei loro progetti di crescita, offrendo loro accesso a numerose opportunità di finanziamento, migliorandone visibilità e attrattività, mettendole in contatto con potenziali investitori e affiancando il management in un percorso di cambiamento culturale e organizzativo.

ELITE The international program of Borsa Italiana and Confindustria dedicated to high growth potential companies. Born in 2012 in collaboration with Confindustria to support companies to realize their growth projects, offering them access to numerous financing opportunities, improving their visibility and attractiveness, putting them in contact with potential investors and supporting management in a of cultural change and organizational process.

GREAT PLACE TO WORK

Le aziende Certificate da Great Place to Work® sono organizzazioni attente alla qualità della propria cultura organizzativa e del proprio ambiente di lavoro e hanno un modello relazionale basato sulla fiducia reciproca.

Great Place to Work® Certified companies are organisations that pay attention to the quality of their working culture and environment having a relational model based on mutual trust.



WE ARE PROUD TO BE GREAT PLACE TO WORK

Great Place to Work è una certificazione internazionale che ha lo scopo di accompagnare le aziende nel processo di crescita, supportando il management nello sviluppo della cultura organizzativa, con un approccio che pone sempre il collaboratore al centro.
Ascoltando le voci dei dipendenti e le risposte che emergono dall'indagine, tra la popolazione aziendale è diffuso un forte senso di appartenenza e orgoglio per quanto l'azienda è stata in grado di realizzare nel corso degli anni.
Questa certificazione oltre ad essere un importantissimo raggiunto dal nostro Gruppo, costituisce un punto di partenza per chi come noi ambisce a consolidare un ambiente di lavoro basato su fiducia, senso di appartenenza e voglia di migliorarsi sempre.

Great Place to Work is an international standard certification that aims to help companies through the growth process, supporting management in developing their organisational culture, with an employee-centred approach.
Furthermore, Great Place to Work® Certified companies are organisations that pay attention to the quality of their organisational culture and working environment and have a relational model based on mutual trust.
This survey shows that there is a strong sense of belonging and pride among the corporate population thanks to all the achievements of the company over the years.
This certification is not only an important achievement for our Group, but also a starting point for those of us who aspire to consolidate a working environment based on trust, sense of belonging and the desire to always improve ourselves.

WINDOWS OF THE WORLD

La comunità italiana "Finestre di Successo" è cresciuta nel tempo diventando "Windows of the World", un'estensione internazionale che raccoglie i progetti più ambiziosi realizzati con accessori Master in oltre 50 paesi. Un viaggio esplorativo tra i cantieri più importanti e le partnership più prestigiose che hanno permesso all'azienda Master di contribuire, nel corso degli anni, alla creazione di opere di importanza mondiale.

The Italian community "Finestre di Successo" grows and becomes "Windows of the World", an extension that is required to enable the most ambitious projects realized with Master accessories in over 50 countries. An exploratory trip between the most ambitious building sites and the more interesting partnerships that have enabled Master company to contribute, over the years, to the creation of works of world importance.



PALM TOWER



AL JEEL



MAYI UNIVERSITY



LAS JARAS



VILLA RA



BLUE WATERS



ROBLE HOUSE

COME LEGGERE IL CATALOGO
HOW TO READ THE CATALOGUE

Tipi di aperture
Opening type

Sezione del catalogo
Section of the catalogue

Descrizioni
Descriptions

Icone: informazioni supplementari
Icon: additional information

Tabella finiture e imballi
Package and finishes chart

Immagine
Image

Tabella codici, misure e nodi
Code, dimension and section chart

Disegni tecnici
Technica drawing

Numero di pagina
Page number

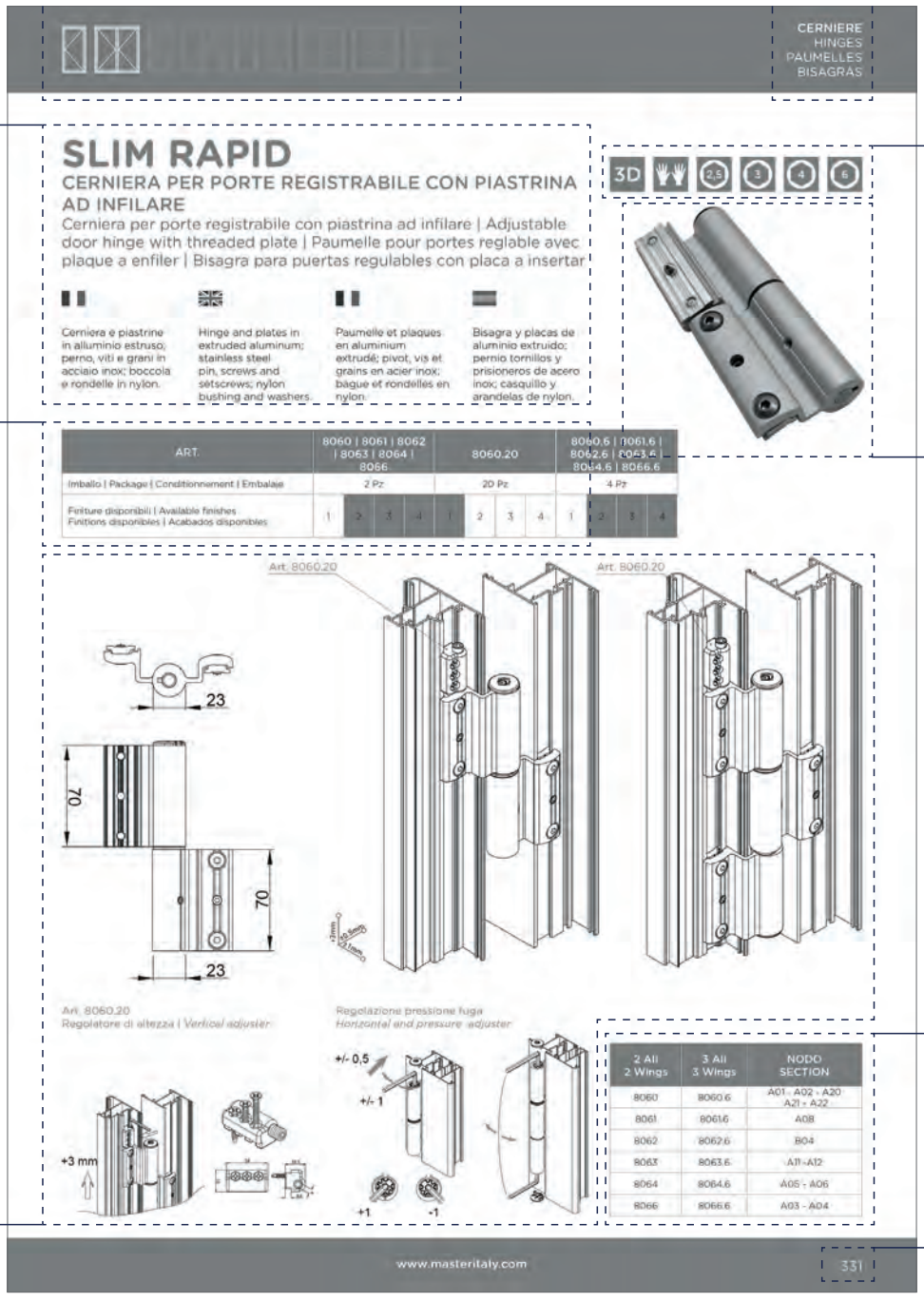

ICONE
ICONS

REGOLAZIONI
ADJUSTEMENT

1D Regolazioni monodimensionali
Monodimensional adjustement

2D Regolazioni bidimensionali
Bidimensional adjustement

3D Regolazioni tridimensionali
Tridimensional adjustement

MONTAGGIO
MOUNTING

Montaggio lato destro
Right side mounting

Montaggio lato sinistro
Left side mounting

Montaggio ambidestro
Ambidextrous mounting

Ø8 Astina di collegamento
Connection rod

UTENSILI
TOOL

2,5 Chiave a brugola Ø2,5
Allen key Ø2,5

3 Chiave a brugola Ø3
Allen key Ø3

4 Chiave a brugola Ø4
Allen key Ø4

5 Chiave a brugola Ø5
Allen key Ø5

6 Chiave a brugola Ø6
Allen key Ø6

10 Chiave a brugola Ø10
Allen key Ø10

12 Chiave a brugola Ø12
Allen key Ø12

Cacciavite piatto
Flathead screwdriver

Cacciavite a stella
Phillips screwdriver

T10 Chiave Torx T10
Torx key T10

T20 Chiave Torx T20
Torx key T20

T23 Chiave Torx T23
Torx key T23

Pinza
Tweezers

12 Chiave inglese n.12
Wrench n.12

13 Chiave inglese n.13
Wrench n.13

Martello
Hammer

TIPI DI APERTURE
OPENINGS TYPE

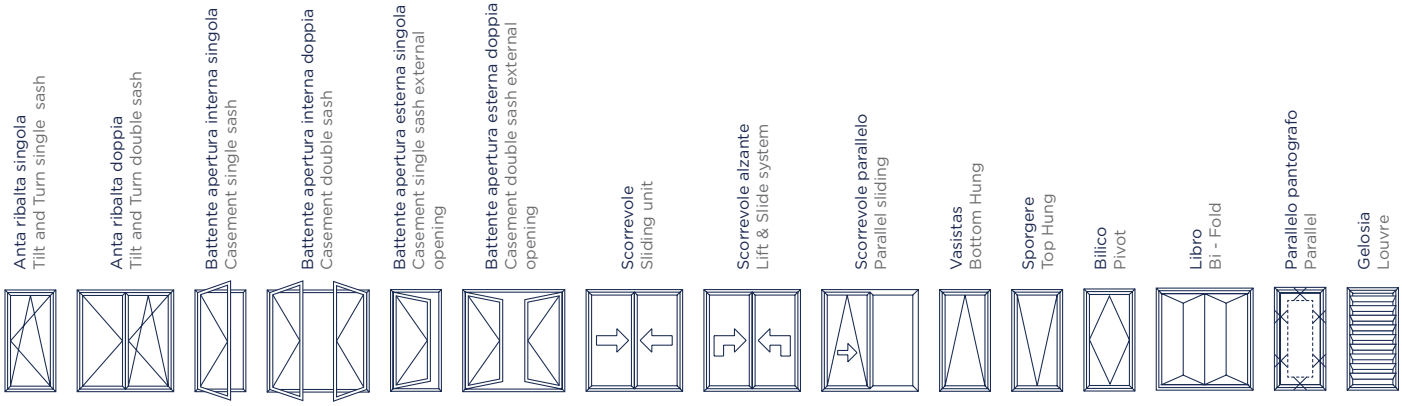

FINITURE
FINISHES

1	2		
FINITURA NATURALE ***NATURAL FINISH***	**TEK**	**SPECIALI (K-Finish)** ***SPECIAL FINISHES***	
Grezzo ***Mill***	**OLDBRO** (Bronzo antichizzato)* *(Old vintage finish bronze)**	**KGOLD** (Oro) *(Gold)*	**DKCHROME** (Cromo satinato) *(Satin chrome)*
Nylon Nero ***Nylon Black***	**OLDARG** (Argento antichizzato)* *(Old vintage finishe silver)**	**KINOX** (Inox lucido) *(Inox)*	**DKNICKEL** (Grigio nickel) *(Nickel gray)*
		KSATI (Inox satinato) *(Satin inox)*	**DKTITAN** (Effetto titanio) *(Titanium effect)*
		KTITAN (Effetto titanio lucido) *(Glossy titanium effect)*	

3	4		
ANODIZZATI ***ANODIZED***	**RAL 1**	**RAL2**	**VERNICIATI SPECIALI** ***SPECIAL PAINTS***
OXBRO (Bronzo) *(Bronze)*	**R9010** (Bianco) *(White)*	**R9001** (Avorio Chiaro) *(Lighr ivory)*	**ARGEN** (Argento effetto ossidato) *(Silver anodized effect)*
OXARG (Argento) *(Silver)*	**R9010OP** (Bianco opaco) *(Mat white)*	**R9003** (Bianco) *(White)*	**BRONZ** (Bronzo effetto ossidato) *(Bronz anodized effect)*
OXORO (Oro lucido) *(Shiny gold)*	**R1013** (Avorio) *(Ivory)*	**R9005** (Nero) *(Black)*	**VGRAPH** (Grigio grafite) *(Graphite gray)*
OXSAT (Inox satinato) *(Satin inox)*	**R1013OP** (Avorio opaco) *(Mat ivory)*	**R6005** (Verde) *(Green)*	**VGRAYOP** (Grigio perla) *(Pearl gray)*
	AVOR (Avorio scuro) *(Dark ivory)*	**R6005OP** (Verde Opaco) *(Mat green)*	
	NEOPA (Nero opaco) *(Mat black)*	**R8017** (Marrone) *(Brown)*	
	Nylon 9010 *(White)*	**R8017OP** (Marrone Op.) *(Mat brown)*	
	Nylon 1013 *(Ivory)*	**R8019** (Marrone grigio) *(Grey brown)*	
		R9006 (Argento) *(Silver)*	
		R7001 (Grigio argento) *(Silver grey)*	
		VEARG (Argento) *(Silver)*	
		VEBRO (Bronzo) *(Bronze)*	
		MARAG (Marrone Rag.) *(Wrinkled brown)*	
		VSCRA (Verde Scu.Rag) *(Dark wrinkled green)*	
		G6360 (Verde Gotico) *(Gothic green)*	
		G9420 (Grigio Gotico) *(Gothic grey)*	
		G3976 (Marrone Gotico) *(Gothic brown)*	
		GTECH (Grigio Tecnico) *(Tech grey)*	
		VGRAY (Grigio Metallico) *(Metal grey)*	
		RAL 9016 (Bianco Ghiaccio) *(Ice White)*	
		RAL 9016OP (Bianco Ghiaccio Opaco)*(Mat IceWhite)*	
		RAL 9007 (Grigio Alluminio) *(Aluminium Grey)*	
		RAL 1015OP (Avorio Panna Opaco) *(Mat ivory)*	
		RAL 7016OP (Grigio Antracite Opaco) *(Mat anthracite gray)*	
		Nylon Verde / *Nylon Green*	
		Nylon Marrone / *Nylon Brown*	

Disponibile con trattamento antibatterico MASTERShield® / *Available with MASTERShield® antimicrobial treatment*

Per tutte le informazioni sulla corretta manutenzione e conservazione dei trattamenti superficiali fare riferimento al paragrafo 5.1 delle LINEE GUIDA SU GARANZIA PRODOTTI E RESPONSABILITÀ.

For all information on the correct maintenance and conservation of surface treatments, refer to paragraph 5.1 of the GUIDE LINES ON PRODUCT GUARANTEES AND RESPONSIBILITIES

PARAMETRI DI RESISTENZA ALLA CORROSIONE PER TIPOLOGIA DI FINITURA

CORROSION RESISTANCE PARAMETERS FOR TYPE OF FINISHING

TIPO DI FINITURA *TYPE OF FINISHING*	**RESISTENZA ALLA CORROSIONE** *CORROSION RESISTANCE**				
	CLASSE 1 BASSA *GRADE 1* *LOW*	**CLASSE 2** MODERATA *GRADE 2* *MODERATE*	**CLASSE 3** ELEVATA *GRADE 3* *HIGH*	**CLASSE 4** MOLTO ELEVATA *GRADE 4* *VERY HIGH*	**CLASSE 5** ECCEZIONALE *GRADE 5* *EXCEPTIONALLY HIGH*
RAL 1 | RAL 2					-
GTECH				M	-
VERNICIATURE SPECIALI *SPECIAL FINISHING*			M	M	-
OX - OSSIDAZIONE					-
ALTRE FINITURE SPECIALI *OTHERS SPECIAL FINISHING*		M	M	M	-
PVD					
FINITURE TEK *TEK FINISHING*					-
	UTILIZZO ALL'INTERNO CONDIZIONI AMBIENTALI NON AGGRESSIVE *INTERNAL USE* *NOT SEVERE CONDITIONS*		**UTILIZZO ALL'ESTERNO** CONDIZIONI AMBIENTALI NON AGGRESSIVE *EXTERNAL USE* *NOT SEVERE CONDITIONS*	**UTILIZZO ALL'ESTERNO** CONDIZIONI AMBIENTALI SEVERE O MOLTO SEVERE *EXTERNAL USE* *SEVERE OR VERY SEVERE CONDITIONS*	

M Adoperando il trattamento MASTERSHIELD la resistenza alla corrosione aumenta fino a CLASSE 4 su tutte le finiture.
Working with MASTERSHIELD treatment corrosion resistance increases to CLASS 4 on all finishes.

CONDIZIONI DI VENDITA
CONDITIONS OF SALE

1 CLAUSOLA GENERALE

La vendita dei prodotti di Master Italy Srl (di seguito "Prodotti") è regolata dalle seguenti Condizioni Generali di Vendita (di seguito "CGV") che con l'emissione dell'ordine da parte del Cliente si intendono automaticamente accettate e costituiscono parte integrante del rapporto contrattuale tra Master Italy Srl (di seguito "MASTER") ed il Cliente. Qualsiasi modifica, aggiunta o deroga è valida soltanto nel caso in cui sia stata accettata per iscritto da MASTER.

2 CONCLUSIONE DEL CONTRATTO, CONSEGNA E PASSAGGIO DEL RISCHIO

Gli ordini di acquisto devono essere trasmessi per iscritto. La vendita si intende conclusa nel momento in cui MASTER abbia confermato per iscritto l'ordine pervenuto dal Cliente. Il termine di consegna è calcolato in giorni lavorativi e decorre dalla data di accettazione dell'ordine da parte di MASTER, sempreché siano pervenuti a MASTER tutti i dati occorrenti per la corretta esecuzione della vendita. I termini per le consegne e il conseguente passaggio del rischio sono quelli indicati nella conferma d'ordine o fissati da diversa pattuizione scritta tra le Parti, fatto salvo eventuali ritardi dovuti a cause di forza maggiore. Nessun ritardo può costituire motivo per la richiesta di annullamento dell'ordine o di risarcimento di danni o di mancati utili, né la merce può essere rifiutata per tale causa. Per ordini di valore inferiore a 1.000 Euro (IVA esclusa) i costi di trasporto saranno sempre a carico del Cliente. MASTER si riserva il diritto di evadere l'ordine anche attraverso consegne parziali, salvo espressa diversa pattuizione tra le parti.

3 PREZZO E PAGAMENTI

Il prezzo dei Prodotti riportato in Listino è espresso in Euro, IVA esclusa e si riferisce ad un numero di pezzi non inferiore alla confezione. Il prezzo dei Prodotti è da intendersi franco fabbrica (Ex-Works Incoterms 2010) presso i magazzini di MASTER. Restano esclusi i costi per imposte, bolli, dogana, porto e qualsiasi altro diritto. I Pagamenti dovranno essere effettuati presso il domicilio fiscale della MASTER. Trascorsi i termini di pagamento indicati in conferma d'ordine, sugli importi dovuti matureranno interessi di mora calcolati sulla base di quanto previsto dal D.Lgs. nr. 231/2002 e s.m.itermini di consegna si intendono indicativi e non vincolanti.

1) GENERAL CLAUSE

The sale of Master Italy Srl products (hereafter "Products") is governed by the following General Conditions of Sale (hereafter "GCS") which, on the issuing of an order by a Client, are considered as automatically accepted, and make up an integral part of the contractual relationship between Master Italy Srl (hereafter "Master") and the Client. Any modification, supplement or waiver is only valid in the event it has been accepted in writing by MASTER.

2 CLOSURE OF THE CONTRACT, CONSIGNMENT AND TRANSFER OF RISK

The purchase orders must be forwarded in writing. The sale in considered as agreed at the time in which MASTER has confirmed the order received from the Client in writing. The consignment time is calculated in working days and runs from the date of acceptance of the order by MASTER, on condition that all the required data for the correct execution of the sale has been received by MASTER. The consignment times and consignment of the passage of risk are those indicated in the order confirmation or fixed by alternative written agreement between the parties, with the exception of delays caused by matters of force majeure. No delay may be accepted as a reason to annul the order or as a reason for damages compensation, or of missed profits, nor may the goods be refused for such a reason. For orders with a value of less than 1,000 Euro (Ex VAT), the cost of transport shall always be at the expense of the Client. MASTER reserves the right handle the order even through partial consignments, unless expressly agreed otherwise between the parties.

3 PRICE AND PAYMENTS

The price of products contained in the price list is expressed in Euros, Ex VAT, and refer to a number of items of no less than the contents of the package. The price of products is to be considered as ex works (Incoterms 2010) at the MASTER warehouses. Costs for taxes, stamp duty, customs, port and any other costs are excluded. Payments must be made to the MASTER company address. The payment terms indicated on the order confirmation having expired, interest will be due on the sums owing, calculated on the basis of that set out in Legislative Decree No 231/2002 as subsequently amended. The consignment terms are intended as indicative and are not binding.

4 RECLAMI E DIFETTOSITÀ PRODOTTI

Qualora al ricevimento dei Prodotti, il Cliente verifichi la non conformità, eventuali reclami per vizi e difetti apparenti e non dei Prodotti dovranno essere proposti per iscritto dal Cliente entro 8 (otto) giorni dalla scoperta dei vizi ed i particolari difettosi dovranno essere resi a MASTER, unitamente alla prova di acquisto (fattura e bolla di vendita). MASTER, a seguito della segnalazione ricevuta, si riserva di effettuare una propria valutazione sulla base dei campioni forniti ed ove necessario di sopralluogo. Qualora ne venga accertata la difettosità, gli eventuali pezzi riconosciuti difettosi saranno sostituiti a cura e spese di MASTER. Nessun agente e/o distributore e/o ogni altro intermediario di MASTER è autorizzato ad offrire garanzie ulteriori rispetto a quelle contenute nelle presenti CGV. In ogni caso la responsabilità di MASTER e dei suoi agenti e/o distributori e/o ogni altro intermediario, è limitata all'importo massimo del prezzo di vendita del Prodotto. Restano escluse le spese relative alle operazioni di rimozione e/o sostituzione del prodotto oggetto di un eventuale segnalazione.

4 COMPLAINTS AND PRODUCT DEFECTS

Should Clients note a non-conformity on receipt of Products, any complaint for faults or defects of Products, be they manifest or not, must be submitted in writing by the Client within 8 (eight) days of discovery of the faults, and the details of the defects must be submitted to MASTER, together with the proof of purchase (invoice and bill of sale). MASTER, following receipt of the notification, reserves the right to carry out an evaluation on the basis of samples supplied and, where necessary, with a site visit. On confirmation of the defect, any items recognized as defective will be substituted at the expense of MASTER. No agent and/or distributor and/or any other MASTER intermediary is authorized to offer guarantees exceeding those contained in this GCS. In any case, the responsibility of MASTER and its agents and/or distributors and/or any other intermediary, is limited to the maximum retail price of the Product. Expenses relating to operations of removal and/or substitution of the product subject to the notification are excluded.

5 VARIE

MASTER si riserva il diritto di variare senza alcun preavviso le caratteristiche degli articoli presenti in catalogo, allo scopo di adeguarli ad esigenze di natura tecnica e/o commerciale. L'eventuale utilizzo nel Catalogo e nel Listino di marchi e/o segni distintivi di proprietà di terzi risponde allo scopo di indicare la destinazione dei Prodotti in conformità con quanto previsto dall'art 21 comma 1 D.Lgs. 30/2005.

5 VARIOUS

MASTER reserves the right to vary the characteristics of those articles contained in the catalogue without warning, with the aim of adapting them to technical and/or commercial requirements. Any use within the Catalogue of trademarks and/or distinctive signs which are the property of third parties, is exclusively for the aim of indicating the function of Products in conformity with the provisions of article 21, paragraph 1, of Legislative Decree 30/2005.

6 LEGGE APPLICABILE E FORO COMPETENTE

Salvo diversa pattuizione scritta tra le parti, la vendita tra MASTER ed il Cliente è regolata dalla Legge Italiana e la risoluzione di ogni controversia sarà devoluta in via esclusiva al Foro di Bari.

6 APPLICABLE LAWS AND COMPETENT COURT

Unless agreed otherwise in writing between the parties, the sale between MASTER and the Client is governed by Italian law and the resolution of any dispute will devolved exclusively to the Court of Bari.

LINEE GUIDA SU GARANZIA PRODOTTI E RESPONSABILITÀ
PRODUCT LIABILITY GUIDELINES

Tutti i Prodotti sono garantiti nei termini di legge per difetti relativi a materiali e lavorazioni.
MASTER garantisce che i Prodotti sono di elevata qualità, privi di difetti nei materiali e nella lavorazione e corrispondono alle specifiche tecniche indicate.
I Prodotti sono coperti da garanzia a condizione che risultino applicati ed installati in osservanza alle prescrizioni tecniche per l'uso dei prodotti riportate nel presente Catalogo/listino, nelle istruzioni contenute nella confezione, sul sito web aziendale www.masteritaly.com e comunque richiedibili al Customer Service Tecnico Master all'indirizzo email infotech@masteritaly.com ed al numero di telefono +39 080 4959823. La Garanzia non sarà applicabile in caso di manomissione di qualsiasi natura sui Prodotti. Tutti i prodotti Master devono essere montati e/o installati da personale competente e qualificato che svolga attività professionale nel settore dei serramenti. Non è previsto un uso dei Prodotti diverso da quello per cui tali Prodotti sono stati progettati e fabbricati. MASTER è, quindi, sollevata da ogni e qualsiasi responsabilità a qualsiasi titolo, derivante dall'utilizzo improprio dei Prodotti.

All the products are guaranteed within the meaning of the law for defects relating to materials and processing. MASTER guarantees that the Products are of high quality, devoid of defects of materials and processing and correspond to the indicated technical specifications. The products are covered by the guarantee on the condition that they are applied and installed in compliance with the technical prescriptions for use of the products contained in this Catalogue/Price List, with the instructions contained in the packaging, on the company website www.masteritaly.com and in any case obtainable from the Master Technical Customer Services Department at email address infotech@masteritaly.com and telephone number +39 080 4959823. The guarantee will not be applicable in the event of tampering of any nature on the products. All Master products must be assembled and/or installed by competent and qualified personnel carrying out professional activities in the door and window fitting sector. The use of Products differing from those for which the said Products have been designed and made is not permitted. MASTER is, therefore, indemnified from any responsibility of any kind, deriving from improper use of the Products.

1. INFORMAZIONI SUI PRODOTTI E APPLICAZIONE PREVISTA

1.1 ACCESSORI PER APERTURE BATTENTE INTERNA, BATTENTE ESTERNA, ANTA RIBALTA, VASISTAS E SPORGERE

1. INFORMATION ON PRODUCTS AND DESIGNED APPLICATIONS

1.1 ACCESSORIES FOR OPENING INTERNAL PANELS, EXTERNAL PANELS, TILT AND TURN WINDOWS, OPENING AND PROTRUDING WINDOW PANES



Definizione: Definizione: gli accessori MASTER per apertura battente e anta ribalta consentono l'apertura di finestre e porte sia verso l'interno che verso l'esterno. Questi accessori sono generalmente operati per mezzo di una leva a mano (maniglia), al fine di garantire l'apertura o l'inclinazione limitata (ribalta, sporgere) di finestre e porte balcone.

Applicazione: gli accessori MASTER per aperture battente interna, battente esterna, anta ribalta, vasistas e sporgere sono utilizzati prevalentemente su finestre e porte in alluminio. Nello specifico il meccanismo anta ribalta secondo questa definizione, serve a bloccare le finestre e le porte balcone consentendo diverse posizioni di ventilazione.

Definition: *MASTER accessories for opening panels and tilt and turn windows allow for opening windows and doors, both towards the indoors and the outside. These accessories are normally operated by a hand lever (handle), in order to guarantee a limited opening or inclination (tilt and turn, protruding) of balcony windows and doors.*

Applications: *MASTER accessories for opening internal panels, external panels, tilt and turn windows, opening and protruding window panes, are mainly used on aluminium windows and doors. Specifically, the tilt and turn mechanism according to this definition, is used to block balcony doors and windows, allowing for various ventilation positions.*

LINEE GUIDA SU GARANZIA PRODOTTI E RESPONSABILITÀ
PRODUCT LIABILITY GUIDELINES

1.2 ACCESSORI PER APERTURE SCORREVOLI, ALZANTI SCORREVOLI, SCORREVOLI PARALLELI E VERANDA

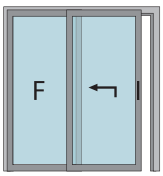

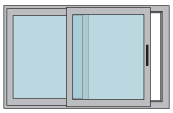
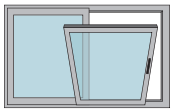


Definizione: Gli accessori MASTER per aperture scorrevoli consentono l'apertura di finestre e porte in modo scorrevole parallelamente al piano del serramento. Questi accessori sono generalmente operati per mezzo di una leva a mano (maniglia), al fine di garantire l'apertura e lo scorrimento di finestre e porte balcone.

Applicazione: gli accessori MASTER per scorrevoli sono utilizzati su finestre e porte finestre prevalentemente in alluminio. Gli accessori per scorrevole sono generalmente composti da un meccanismo di chiusura per fermare l'anta mobile, nonché da carrelli situati sul traverso orizzontale inferiore e/o superiore per garantire il movimento dell'anta.

1.2 ACCESSORIES FOR SLIDING OPENINGS, SLIDING WINDOWS, PARALLEL SLIDING AND VERANDAS

Definition: *MASTER accessories for sliding openings allow for opening windows and doors by sliding in parallel to the fixing level. These accessories are normally operated by a hand lever (handle), in order to guarantee opening and sliding of balcony windows and doors.*

Application: *MASTER sliding accessories are mainly used for aluminium windows and doors. The sliding accessories are normally made up of a closure mechanism for closing the moving panel, as well as two rollers situated on the lower and/or upper horizontal traverse for movement of the panel.*

1.3 APPLICAZIONI DIFFORMI - ESCLUSIONE DI RESPONSABILITÀ

Tutte le situazioni diverse da 1.1 e/o 1.2 sono considerate come applicazioni non conformi ed escludono ogni responsabilità da parte della MASTER.

1.3 ERRONEOUS APPLICATIONS DECLINING OF RESPONSIBILITY

All situations differing from 1.1 and/or 1.2 are considered to be non-conforming applications for which MASTER declines all responsibility.

1.4 CONSIGLI RIGUARDANTI LE RESTRIZIONI DI UTILIZZO

Le porte e le finestre in posizione di apertura, nonché le porte balcone non bloccate o in posizione di ventilazione, forniscono solo una funzione di schermatura e non soddisfano alcuna esigenza di impermeabilità, tenuta all'acqua, isolamento acustico, isolamento termico e resistenza all'effrazione. Nel caso di vento e corrente d'aria, le finestre e le porte finestre devono essere chiuse e bloccate. In presenza di vento e corrente d'aria, se una finestra o una porta balcone si trova in una posizione di apertura potrebbe chiudersi in maniera incontrollata per effetto della pressione dell'aria o della corrente. Una posizione di apertura statica delle finestre e delle porte balcone può essere ottenuta solo tramite l'utilizzo di hardware aggiuntivo. La resistenza al vento in fase di chiusura dell'infisso dipende dal tipo di sistema delle finestre e delle porte balcone.

1.4 ADVICE REGARDING RESTRICTIONS OF USE

The doors and windows in the opening position, as well as unblocked balcony doors or those in positions of ventilation, furnish only one shielding function and do not satisfy any requirement for impermeability, water sealing, sound proofing, thermal insulation or resistance against break-ins. In the case of wind or draughts, the windows and doors may be closed and blocked. In the presence of air currents, if a balcony window or door is in an open position, it may slam shut in an uncontrolled manner due to the air pressure or current. A static opening position of balcony windows and doors may only be achieved through the use of additional hardware. Resistance against wind in the closure phase of the fitting depends on the type of system of the balcony windows and doors.

LINEE GUIDA SU GARANZIA PRODOTTI E RESPONSABILITÀ
PRODUCT LIABILITY GUIDELINES

1.5 PARTICOLARI ACCORGIMENTI NECESSARI PER ESIGENZE DIVERSE

Le finestre e le porte balcone anti-intrusione, le finestre e le porte balcone installate in ambienti umidi e in ambienti con agenti aggressivi e corrosivi, richiedono la ferramenta adeguata per il tipo di applicazione e le caratteristiche prestazionali adattate all'ambiente. A seconda della temperatura esterna, dell'umidità relativa dell'aria nell'ambiente, nonché della posizione di applicazione dell'elemento scorrevole, può verificarsi una formazione temporanea di condensa sul binario di alluminio all'interno. Ciò si verifica in particolarmente quando la circolazione dell'aria è ostacolata; Per esempio a causa della presenza di tende, o nel caso di un posizionamento sfavorevole del radiatore etc.

In generale, l'hardware definito ai punti 1.1 e/o 1.2 soddisfa i requisiti per le abitazioni prive di barriere architettoniche.

1.5 PARTICULAR EXPEDIENCIES NECESSARY FOR DIFFERENT REQUIREMENTS

Anti-intrusion balcony windows and doors, balcony windows and doors installed in humid environments and in environments with aggressive and corrosive agents, require suitable fittings for the type of application and the appropriate performance characteristics for those environments. Depending on the external temperature, relative humidity of air in the environment, as well as the applied position of the sliding element, temporary formations of condensation on the internal aluminium runners may be formed. This is experienced particularly when the circulation of air is obstructed. For example, due to the presence of curtains, or in the event of unfavourable positioning of radiators, etc.

Generally speaking, the hardware defined at points 1.1 and/or 1.2 satisfy the requirements for dwellings devoid of architectural barriers.

2. PRECAUZIONI D'USO

2. PRECAUTIONS FOR USE

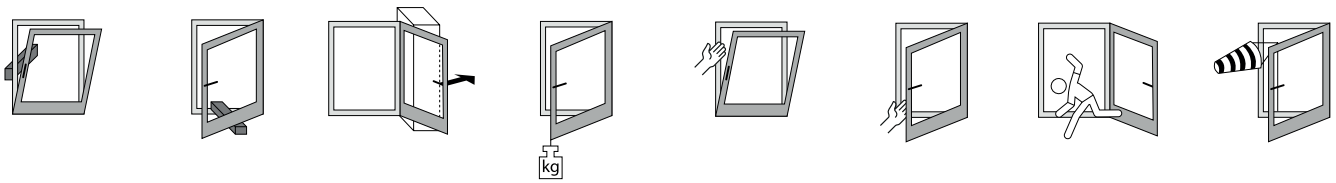

L'abuso, quindi l'uso del prodotto non come specificato, si verifica per la ferramenta di finestre e porte balcone come descritto in 1.1 e/o 1.2 in particolare:

- se vi sono ostacoli sulla traiettoria di chiusura o apertura dell'anta che ne impediscono il libero movimento;
- se si aggiungono carichi alla struttura della finestra o della porta balcone;
- se le finestre e le porte balcone vengono lasciati liberi di muoversi in modo incontrollato (ad es. dal vento) in modo che gli accessori e/o il materiale del telaio e/o di altri componenti singoli siano danneggiati e/o distrutti causando danni consequenziali;
- se durante la chiusura (o scorrimento) una persona o parte di essa si interpone tra il telaio e l'anta durante le fasi di apertura e chiusura causando danni accidentali, potenziali infortuni o cadute.

Misuse or, in other words, use of the product not as specified, in regard to balcony door and window fittings as described in 1.1. and/or 1.2, would in particular be:

- *If there are obstacles to the opening and closing trajectory which impede free movement;*
- *if loads are added to the balcony window or door structure;*
- *if the balcony window or door is left free to move in an uncontrolled manner (e.g. by the wind) so that the accessories and/or frame materials and/or other individual components are damaged and/or destroyed, causing consequential damage;*
- *if, during closure (or sliding), a person of body part interposes between the frame and the panel during opening and closing phases, causing accidental damage, potential injury or falls.*

LINEE GUIDA SU GARANZIA PRODOTTI E RESPONSABILITÀ
PRODUCT LIABILITY GUIDELINES

3. RESPONSABILITÀ

Il sistema di ferramenta come descritto in 1.1 e/o 1.2 può essere costituito solo da componenti hardware MASTER. Nel caso di combinazioni non autorizzate dalla fabbrica MASTER e/o di accessori assemblati in modo inappropriato e/o dell'uso di accessori non originali e/o non approvati, l'azienda MASTER non si assume alcuna responsabilità.
In relazione alla responsabilità circa la resistenza alla corrosione si faccia riferimento all'apposita sezione.

3. RESPONSIBILITIES

The fixings system as described in 1.1 and/or 1.2 may only be made up of MASTER components. In the event of combinations not authorised by MASTER and/or of accessories assembled in an inappropriate manner and/or use of non-original and/or not approved accessories, the MASTER company declines all responsibility.
In relation to the responsibilities regarding resistance to corrosion, reference is made to the appropriate section.

4. PERFORMANCE DEL PRODOTTO – CONSIGLI DEL COSTRUTTORE SULL'APPLICAZIONE

4. PRODUCT PERFORMANCE MANUFACTURER'S APPLICATION ADVICE

4.1 PORTATE

Non è possibile eccedere le portate massime indicate per ciascun prodotto. La portata massima è determinata dalla componente costruttiva con minore capacità di carico.
Devono essere rispettati gli schemi di applicazione e la classificazione dei componenti, accertandosi di eventuali aggiornamenti sulle specifiche di prodotto divulgate dalla MASTER.

4.1 LOADS

Exceeding the maximum loads indicated for each product is not permitted. The maximum load is determined by the construction component with the least load capacity.
The application outlines and component classification must be complied with, while keeping informed of any updates on the product specifications issued by MASTER.

4.2 DIMENSIONI DELL'INFISSO

La descrizione degli schemi applicativi nella documentazione tecnica, nei cataloghi di prodotto o nelle istruzioni di montaggio indica la relazione tra le larghezze e le altezze a seconda del diverso peso e/o spessore del vetro. In nessun caso può essere superata la dimensione delle finestre e il rapporto larghezza/altezza o la portata massima dell'anta.

4.2 DIMENSIONS OF THE CASING

The application outline descriptions contained in the technical documentation, in the product catalogues or in the assembly instructions indicate the relationship between the widths and heights according to the different weight and/or thickness of the glass. Under no circumstances may the window dimensions and the relationship between width/height, or the maximum load of the panel, be exceeded.

4.3 COMBINAZIONE HARDWARE

Le regole del costruttore che riguardano la combinazione degli accessori devono essere sempre rispettate (ad esempio, l'applicazione di bracci supplementari, i sistemi antieffrazione progettati per finestre e porte balcone, ecc.).

4.3 COMBINATION HARDWARE

The manufacturer's rules regarding the combination of accessories must always be complied with (for example, the application of supplementary arms, burglar proof systems designed for balcony windows and doors, etc.).

5. MANUTENZIONE DEL PRODOTTO

I componenti hardware per garantire la sicurezza devono essere sottoposti a manutenzione almeno una

5. PRODUCT MAINTENANCE

To guarantee safety, the hardware components, must be the subject of maintenance at least once per year

volta all'anno per verificare la stabilità e l'usura. A seconda delle esigenze, le viti di fissaggio devono essere strette e / o alcune parti devono esser regolate. Oltre a questo, le seguenti operazioni di manutenzione devono essere eseguite almeno una volta all'anno:

- Tutte le parti mobili e tutti i punti di bloccaggio dell'hardware devono essere lubrificati.
- Per la pulizia non usare detersivi aggressivi, alcool o altri prodotti chimici che possono corrodere la superficie e che possono danneggiare la protezione dalla corrosione dei componenti hardware.
- Il lavoro di regolazione dell'hardware, nonché l'eventuale sostituzione di alcune parti devono essere eseguite da un'azienda specializzata.
- Quando si effettuano operazioni di trattamento superficiale di finestre e porte finestre - ad esempio tinteggiatura o verniciatura - è necessario isolare da questo processo la ferramenta che deve essere protetta contro eventuali impurità (vernici/residui di verniciatura).

5.1 CONSERVAZIONE DELLA FINITURA SUPERFICIALE

I rivestimenti in zinco applicati elettroliticamente non vengono attaccati in una stanza con condizione climatiche normali, se non si forma condensa sull'hardware o se questa può asciugare rapidamente.

Al fine di preservare in modo permanente la qualità della superficie dell'hardware e per evitare il deterioramento da corrosione, è indispensabile osservare i seguenti punti:

- Le aree di fissaggio e / o di scorrimento devono essere sufficientemente ventilate in particolare durante la fase di costruzione in modo che non siano esposte a umidità diretta o condensa. In ogni caso, occorre adottare le misure necessarie per garantire che l'umidità non si condensi in modo permanente nelle aree di scorrimento.
- L'hardware deve essere mantenuto privo di depositi e sporcizia da materiali da costruzione (polvere, intonaco, cemento, ecc.). Eventuali residui di intonaco, malta o materiali simili devono essere rimossi con acqua prima di asciugare.
- I vapori aggressivi (ad esempio acido formico o acido acetico, ammoniaca, ammina o ammoniaca, aldeidi, fenoli, cloro, acido tannico ecc.), in connessione con piccole formazioni di condensa possono provocare una corrosione rapida della ferramenta.

to check for stability and wear. According to requirements, the fixing screws must be tightened and/or a number of parts must be adjusted. In addition, the following maintenance operations must be carried out at least once per year:

- *All hardware moving parts and blocking points must be lubricated;*
- *Do not use aggressive detergents, alcohol or other chemical products which might corrode the surfaces during cleaning, and which might damage the anti-corrosion protection of the hardware components;*
- *The hardware adjustment work, as well as any substitution of parts must be carried out by a specialized company;*
- *Whenever surface treatments are applied to windows and French windows - for example, staining or painting - it is necessary to isolate the fixings from this procedure, which must be protected from any impurities (paint/residues of paintwork)*

5.1 PRESERVATION OF THE SURFACE FINISH

Electrolytically applied zinc coatings are not subject to attack in a room under normal climatic conditions, as long as condensation is not formed on the hardware, or if it is dried rapidly.

In order permanently to preserve the quality of the hardware surface, and to avoid deterioration through corrosion, the following points must be complied with:

- *The attachment and/or sliding areas must be sufficiently ventilated, in particular during the construction phase, in order to avoid their being exposed to direct humidity or condensation. In all cases, measures should be adopted to avoid humidity condensing permanently in the sliding areas.*
- *The hardware must be kept devoid of deposits and dirt from construction materials (powders, plaster, cement, etc.). Any residues of plaster, mortar or similar materials, must be removed with water and then dried.*
- *Aggressive vapours (for example, formic or acetic acids, ammonia, amines, aldehydes, phenols, chlorides, tannic acid, etc.) in connection with small formations of condensation, which might provoke rapid corrosion of the fixings. For this reason, the evaporation of these substances in the vicinity of these windows must absolutely be avoided.*

- Per questo motivo, l'evaporazione di queste sostanze nelle vicinanze delle finestre deve essere assolutamente evitata.
- Inoltre non possono essere utilizzati composti di sigillatura acidi o di acido acetico o quelli con i suddetti contenuti, poiché sia il contatto diretto con il composto sigillante che la sua vaporizzazione possono attaccare la superficie della ferramenta
- L'infisso può essere pulito solo con detergenti delicati a pH neutro in forma diluita. In nessun caso possono essere utilizzati detergenti aggressivi, acidi o detergenti abrasivi i cui contenuti sono elencati nel precedente paragrafo.
- La presente Garanzia non è applicabile in caso di difetti sopravvenuti a seguito di danni da fuoco o altri eventi accidentali, utilizzo di spazzole e/o prodotti abrasivi, installazioni improprie, atti vandalici ed in ogni caso di non corretto utilizzo.
- Con riferimento ai prodotti semilavorati e/o non verniciati MASTER declina ogni responsabilità per eventuali anomalie che dovessero verificarsi a seguito di processi produttivi e/o modificativi del prodotto stesso, posti in essere da terzi successivamente alla consegna da parte di MASTER.

- *Furthermore, acid or acetic acid sealing compounds, or those with the above-mentioned contents may not be used, given that both direct contact with the sealing compound or with its vapour may attack the surface of the fittings.*
- *The fittings may only be cleaned with gentle detergents with a neutral pH, in diluted form. Under no circumstances may aggressive detergents be used, nor acids or abrasive detergents whose contents include those listed in the preceding paragraph.*
- *This Guarantee is not applicable in the event of defects occasioned following damage by fire or other accidental events, the use of abrasive brushes and/or products, incorrect installation, acts of vandalism and, in any case, incorrect use.*
- *With reference to part completed and/or unpainted products, MASTER declines any responsibility for any anomalies which should occur following production and/or modification processes on the product itself, carried out by third parties after consignment by MASTER.*

6. OBBLIGO DI EMETTERE INFORMAZIONI E ISTRUZIONI

La seguente documentazione deve essere trasmessa a rivenditori, intermediari, fabbricanti e utenti finali

- Documentazione tecnica
- Cataloghi di prodotto
- Istruzioni di montaggio
- Manuali d'uso e manutenzione

Accertandosi che quanto trasmesso sia aggiornato alle ultime revisioni dell'azienda.

L'insieme di questo materiali o di parte di essi (lì dove alcune schede non sono disponibili) verrà chiamato sinteticamente "informazioni sul prodotto".
Al fine di salvaguardare la funzione rilevante delle finestre e delle porte balcone:

- Gli ingegneri e i progettisti sono tenuti a richiedere e rispettare le "informazioni sul prodotto" dei produttori o dei concessionari autorizzati
- I rivenditori specializzati sono tenuti a rispettare le "informazioni sul prodotto" del produttore, ed in particolarmente a trasmetterle a concessionari e/o fabbricanti successivi e segnalare che sono obbligati a trasmetterle ai loro clienti.

6. OBLIGATION TO ISSUE INFORMATION AND INSTRUCTIONS

The following documentation must be forwarded to retailers, intermediaries, builders and end users

- *Technical documentation*
- *Product catalogues*
- *Assembly instructions*
- *User and maintenance manuals*

Ensuring that what is forwarded has been updated to the latest company amendment.

The whole of this material, or parts of it (should a few information sheets not be available) will be called, in brief, "information on the product".
In order to preserve the relevant functions of the balcony windows and doors:

- *Engineers and designers are required to request and comply with the "information on the product" from the manufacturers or authorized dealers*
- *Specialist retailers are required to respect the manufacturers' "information on the product" and, in particular, to forward it to dealers and/or subsequent manufacturers, and to notify them that they are obliged to forward them to their clients.*

LINEE GUIDA SU GARANZIA PRODOTTI E RESPONSABILITÀ
PRODUCT LIABILITY GUIDELINES

I produttori di infissi sono tenuti ad osservare le “informazioni sul prodotto” e in particolare a trasmettere le istruzioni di manutenzione e i manuali operativi ai costruttori e agli utenti finali.

Manufacturers of windows and doors are required to observe the “information on the product” and in particular to forward the maintenance instructions and operational manuals to the builders and the end users.

7. UTILIZZO DI HARDWARE CORRELATI

Le variazioni possibili all’interno di singoli sistemi hardware devono essere trattate in base alle caratteristiche specifiche contenute nelle “informazioni sul prodotto”, dell’applicazione prevista, dell’uso improprio, delle prestazioni del prodotto, della manutenzione dei prodotti, degli obblighi informativi e di istruzione.

7. USE OF CORRELATED HARDWARE

The possible variations within individual items of hardware must be treated on the basis of the specific characteristics contained in the “information on the product”, the foreseen application, improper use, the product performance, of the product maintenance, of the information and instruction obligations.

NOTE / NOTES

NODI LATERALI
SIDE SECTION

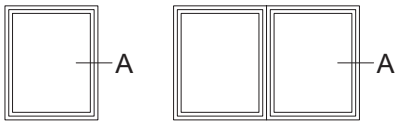

1/1

A01	Cava telaio 14/18 CAMERA EUROPEA *EURO GROOVE*	A03	Cava telaio 10/14 CAMERA EUROPEA *EURO GROOVE*	A05	Cava telaio 13,5/16,8 CAMERA EUROPEA *EURO GROOVE*
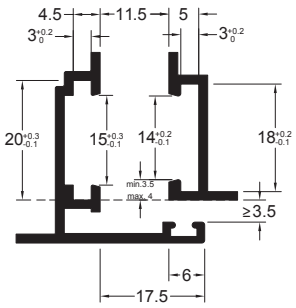		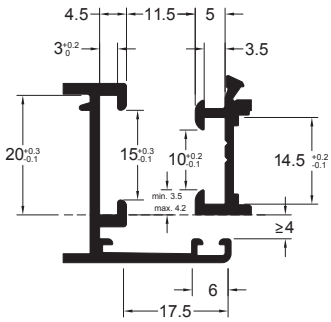		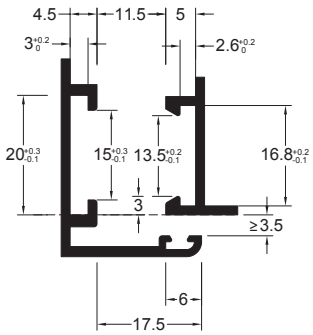	

A08	R 40	A09	R 50	A10	All.co 5
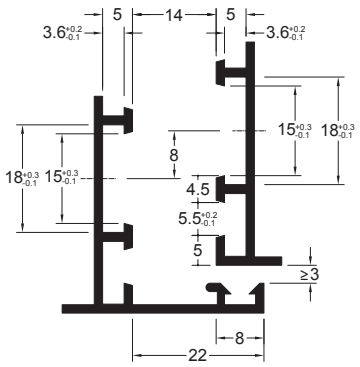		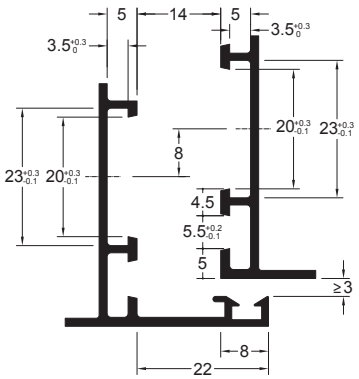		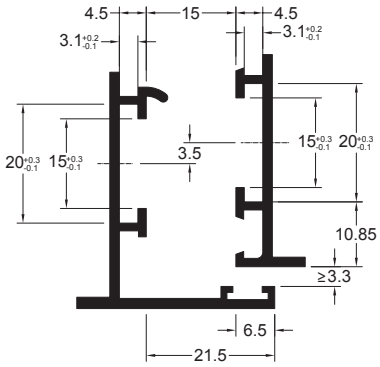	

A11	Nuovo NC 40 Sormonto	A12	Nuovo NC 40 Complanare	A13	Domal 40
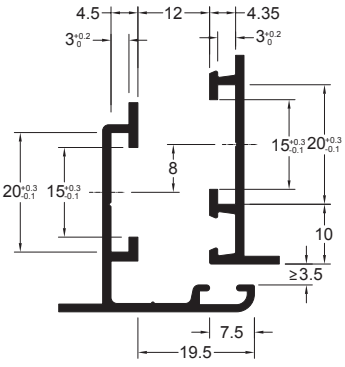		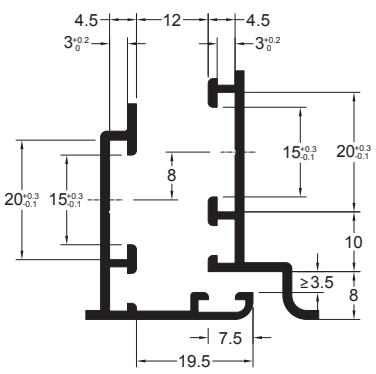		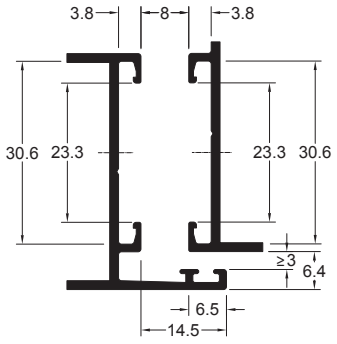	

NODI LATERALI
SIDE SECTION

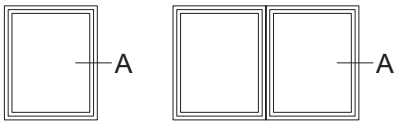

A14	Ekip 40 sormonto	A16	All.Co P4 sormonto	A17	All.Co P4 complanare interno
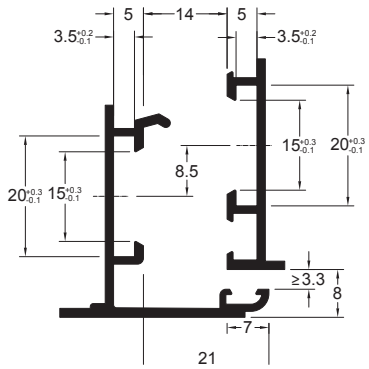		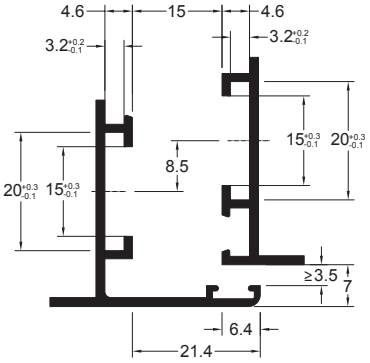		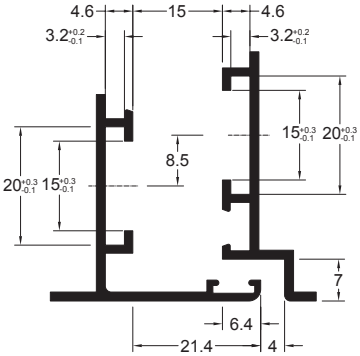	

A18	Persiana Epocal complanare	A20	Cava 14/18 gradino 7 complanare CAMERA EUROPEA *EURO GROOVE*	A21	Cava 14/18 gradino 8 complanare CAMERA EUROPEA *EURO GROOVE*
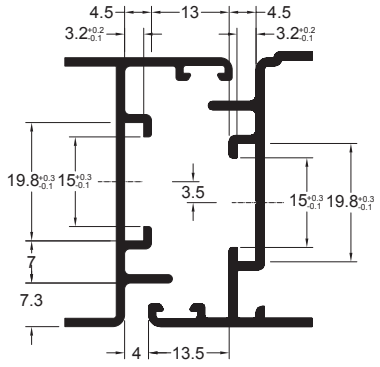		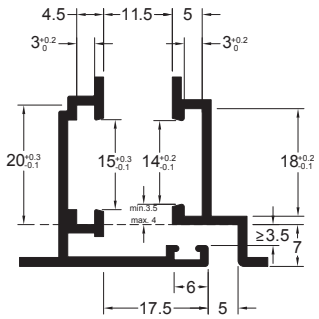		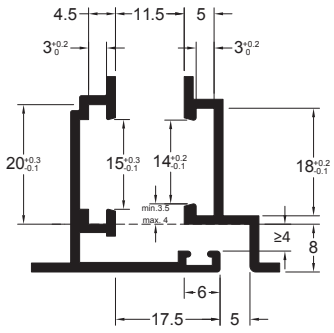	

A22	Cava 14/18 gradino 9 complanare CAMERA EUROPEA *EURO GROOVE*	A23	R 40 Complementare Interno	A24	Nodi porte interne A = 4mm. / 6mm.
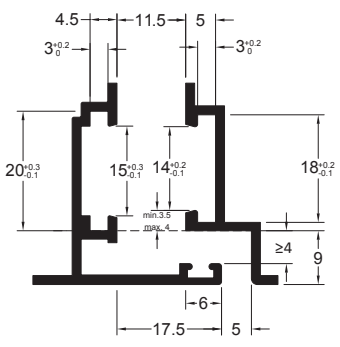		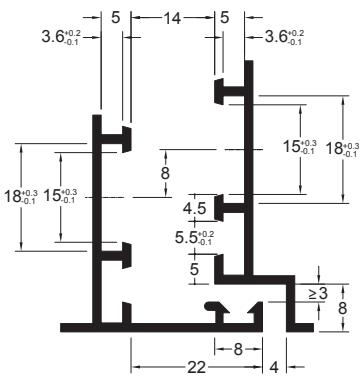		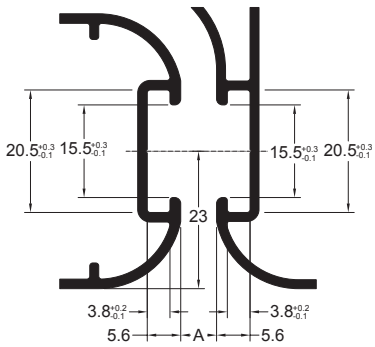	

NODI LATERALI
SIDE SECTION

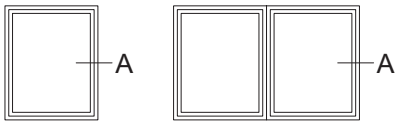

A25	Serie tradizionale aria 16	A26	Serie tradizionale aria 14	A27	Serie tradizionale aria 13

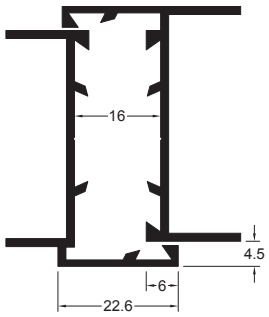

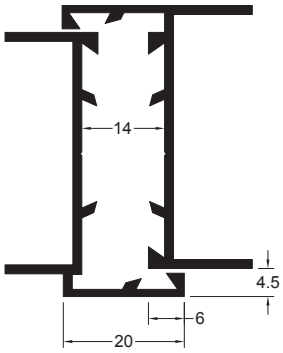

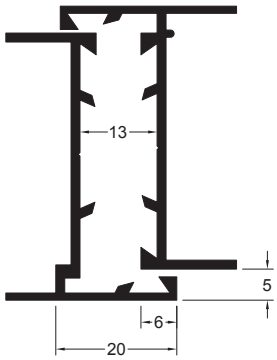

A28	Cava 16 asse 9 Telaio 10/14 - 12/18	A29	Cava 16 asse 13 Telaio 10/14 - 12/18	A30	LIGHTFLEX

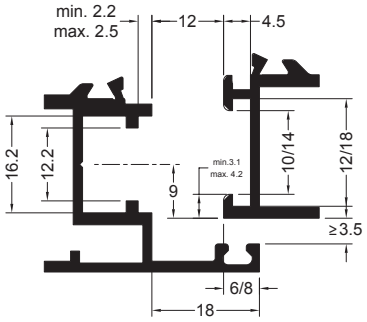

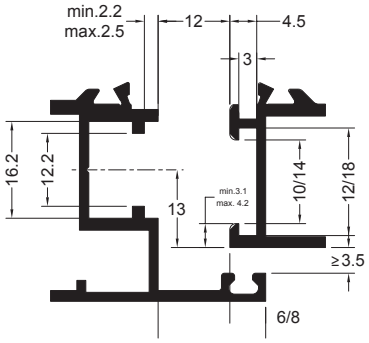

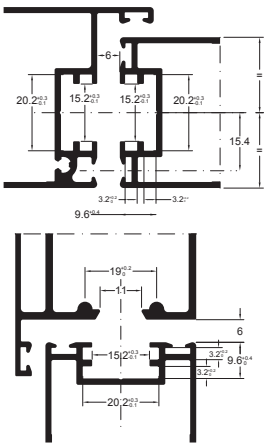

A31	Cava 16 TOPFLEX	A32	Nodo Inferiore FACCIATA CONTINUA / CURTAIN WALL

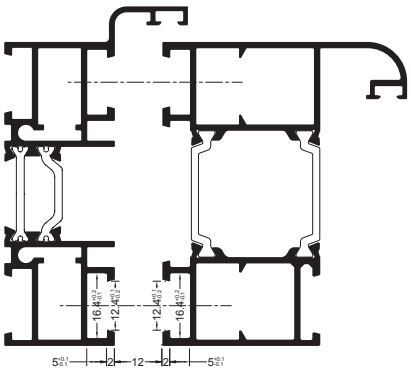

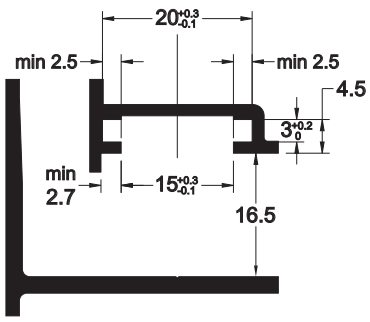

NODI CENTRALI
CENTRAL SECTION



2/1

B01	Cava 20/15 riporto cava doppia CAMERA EUROPEA *EURO GROOVE*	B02	Cava 14/18 riporto cava singola CAMERA EUROPEA *EURO GROOVE*	B03	Nodo Centrale - NC CAMERA EUROPEA *EURO GROOVE*
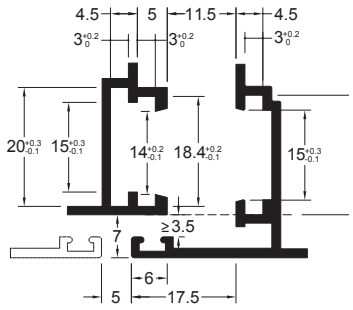		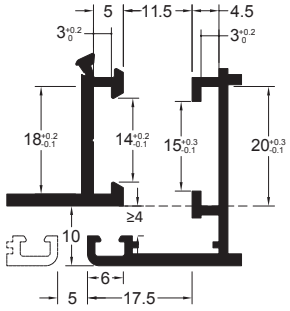		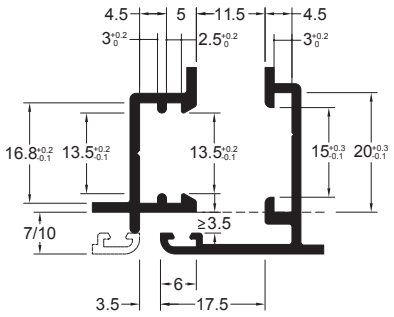	

B04	R 40	B05	R 50	B06	Ekip 40
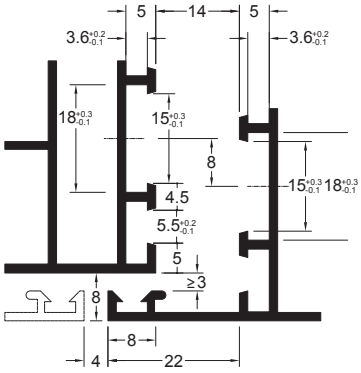		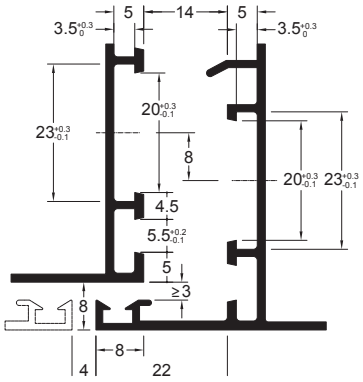		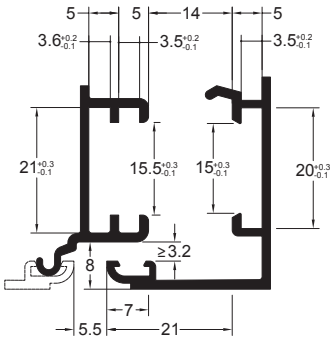	

B07	All.co 5	B08	Nuovo NC 40	B09	Domal 40
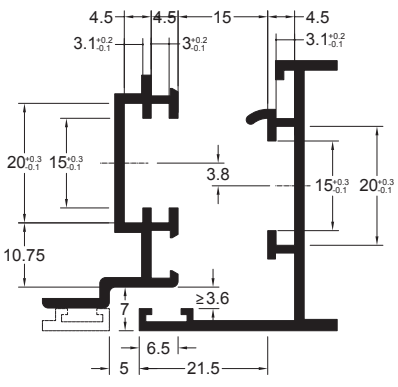		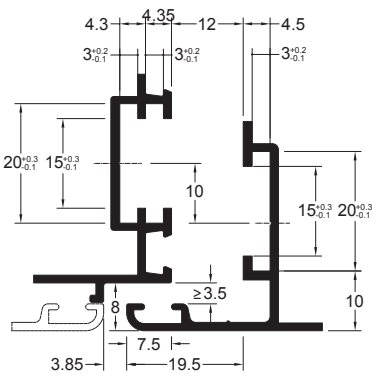		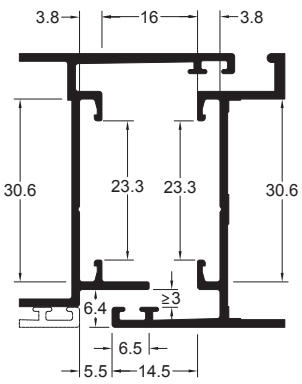	

NODI CENTRALI
CENTRAL SECTION

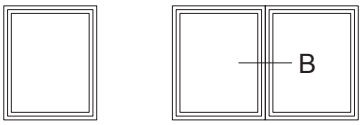

B10	Sistema 1	B11	All.co P4	B13	Sist ema 1 persiana 45 mm

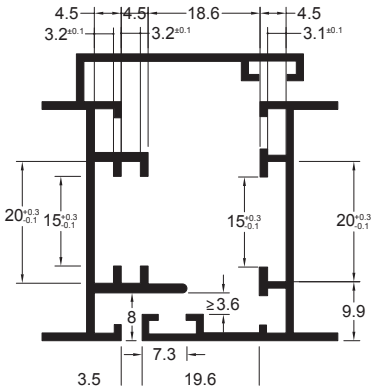

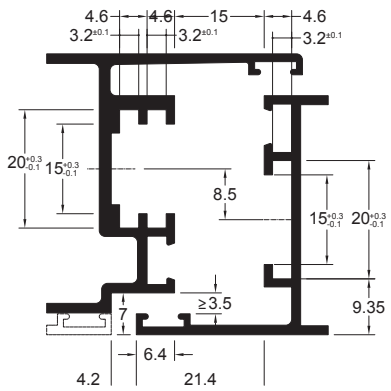

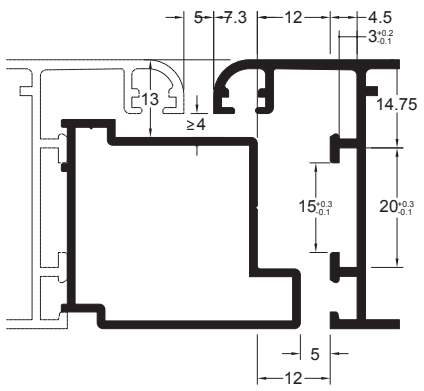

NOTE / NOTES

INDICE ANALITICO
INDEX

ART	Pagine	Descrizione ita	Descrizione eng	Descrizione fra	Descrione esp
0101	2	Squadretta ad aggancio interno	Corner with internal clasping	Equerre a accrochage interieur	Escuadra de agarre interno
0121	3	Squadretta ad aggancio esterno	Corner with external clasping	Equerre a accrochage exterieur	Escuadra de agarre externo
0122	3	Squadretta ad aggancio esterno	Corner with external clasping	Equerre a accrochage exterieur	Escuadra de agarre externo
0122.3	4	Squadretta ad aggancio esterno	Corner with external clasping	Equerre a accrochage exterieur	Escuadra de agarre externo
0123	3	Squadretta ad aggancio esterno	Corner with external clasping	Equerre a accrochage exterieur	Escuadra de agarre externo
0135	5	Squadretta ad applicazione esterna	Corner for external application	Equerre pour fixation exterieure	Escuadra de aplicación externa
0136	5	Squadretta ad applicazione esterna	Corner for external application	Equerre pour fixation exterieure	Escuadra de aplicación externa
0140	10	Squadretta a spinare e cianfrinare	Pinning crimping corner joint	équerres à goupiller - sertir	Escuadra a apanar y a reba
0141	10	Squadretta a spinare e cianfrinare	Pinning crimping corner joint	équerres à goupiller - sertir	Escuadra a apanar y a reba
0141.1	10	Squadretta a spinare e cianfrinare	Pinning crimping corner joint	équerres à goupiller - sertir	Escuadra a apanar y a reba
0141.2	10	Squadretta a spinare e cianfrinare	Pinning crimping corner joint	équerres à goupiller - sertir	Escuadra a apanar y a reba
0141.3	10	Squadretta a spinare e cianfrinare	Pinning crimping corner joint	équerres à goupiller - sertir	Escuadra a apanar y a reba
0145	11	Squadrette di allineamento con eccentrici	Aligment corner joint with eccentrics	équerres d'alignement avec excentriques	Escuadras de alineación con excéentricos
0145.101	11	Squadrette di allineamento con eccentrici	Aligment corner joint with eccentrics	équerres d'alignement avec excentriques	Escuadras de alineación con excéentricos
0145.2	11	Squadrette di allineamento con eccentrici	Aligment corner joint with eccentrics	équerres d'alignement avec excentriques	Escuadras de alineación con excéentricos
0145.3	11	Squadrette di allineamento con eccentrici	Aligment corner joint with eccentrics	équerres d'alignement avec excentriques	Escuadras de alineación con excéentricos
0234	6	Squadretta ad aggancio esterno	Corner with external clasping	Equerre a accrochage exterieur	Escuadra de agarre externo
0235	6	Squadretta ad aggancio esterno	Corner with external clasping	Equerre a accrochage exterieur	Escuadra de agarre externo
0238	6	Squadretta ad aggancio esterno	Corner with external clasping	Equerre a accrochage exterieur	Escuadra de agarre externo
0239	6	Squadretta ad aggancio esterno	Corner with external clasping	Equerre a accrochage exterieur	Escuadra de agarre externo
0251.1	6	Squadretta ad aggancio esterno	Corner with external clasping	Equerre a accrochage exterieur	Escuadra de agarre externo
0262	6	Squadretta ad aggancio esterno	Corner with external clasping	Equerre a accrochage exterieur	Escuadra de agarre externo
0264	6	Squadretta ad aggancio esterno	Corner with external clasping	Equerre a accrochage exterieur	Escuadra de agarre externo
0265	6	Squadretta ad aggancio esterno	Corner with external clasping	Equerre a accrochage exterieur	Escuadra de agarre externo
0268	6	Squadretta ad aggancio esterno	Corner with external clasping	Equerre a accrochage exterieur	Escuadra de agarre externo
0286	8	Squadretta in estruso	Extruded corner	Equerres extrudé	Escuadre extruido
0287	8	Squadretta in estruso	Extruded corner	Equerres extrudé	Escuadre extruido
0290	9	Squadretta ad aggancio esterno	Corner with external clasping	Equerre a accrochage exterieur	Escuadra de agarre externo
0291.1	9	Squadretta ad aggancio esterno	Corner with external clasping	Equerre a accrochage exterieur	Escuadra de agarre externo
0292.1	9	Squadretta ad aggancio esterno	Corner with external clasping	Equerre a accrochage exterieur	Escuadra de agarre externo
0294.1	9	Squadretta ad aggancio esterno	Corner with external clasping	Equerre a accrochage exterieur	Escuadra de agarre externo
0297	9	Squadretta ad aggancio esterno	Corner with external clasping	Equerre a accrochage exterieur	Escuadra de agarre externo
0301	18	Squadretta ad aggancio interno per profili taglio termico	Corner with internal coupling for thermal break profile	Equerre a accrochage interieur coupage thermique	Escuadra de agarre interno rottura termica
0311	13	Squadretta ad aggancio esterno	Corner with external clasping	Equerre a accrochage exterieur	Escuadra de agarre externo
0312.1	13	Squadretta ad aggancio esterno	Corner with external clasping	Equerre a accrochage exterieur	Escuadra de agarre externo
0312.2	13	Squadretta ad aggancio esterno	Corner with external clasping	Equerre a accrochage exterieur	Escuadra de agarre externo
0313	13	Squadretta ad aggancio esterno	Corner with external clasping	Equerre a accrochage exterieur	Escuadra de agarre externo
0314	13	Squadretta ad aggancio esterno	Corner with external clasping	Equerre a accrochage exterieur	Escuadra de agarre externo
0314.8	13	Squadretta ad aggancio esterno	Corner with external clasping	Equerre a accrochage exterieur	Escuadra de agarre externo
0315	13	Squadretta ad aggancio esterno	Corner with external clasping	Equerre a accrochage exterieur	Escuadra de agarre externo
0316	14	Squadretta ad aggancio interno	Corner with internal clasping	Equerre a accrochage interieur	Escuadra de agarre interno
0319	13	Squadretta ad aggancio esterno	Corner with external clasping	Equerre a accrochage exterieur	Escuadra de agarre externo
0320.8	13	Squadretta ad aggancio esterno	Corner with external clasping	Equerre a accrochage exterieur	Escuadra de agarre externo
0331	13	Squadretta ad aggancio esterno	Corner with external clasping	Equerre a accrochage exterieur	Escuadra de agarre externo
0331.8	13	Squadretta ad aggancio esterno	Corner with external clasping	Equerre a accrochage exterieur	Escuadra de agarre externo
0332	13	Squadretta ad aggancio esterno	Corner with external clasping	Equerre a accrochage exterieur	Escuadra de agarre externo
0332.8	13	Squadretta ad aggancio esterno	Corner with external clasping	Equerre a accrochage exterieur	Escuadra de agarre externo
0333	13	Squadretta ad aggancio esterno	Corner with external clasping	Equerre a accrochage exterieur	Escuadra de agarre externo
0334	13	Squadretta ad aggancio esterno	Corner with external clasping	Equerre a accrochage exterieur	Escuadra de agarre externo
0334.1	13	Squadretta ad aggancio esterno	Corner with external clasping	Equerre a accrochage exterieur	Escuadra de agarre externo
0334.2	13	Squadretta ad aggancio esterno	Corner with external clasping	Equerre a accrochage exterieur	Escuadra de agarre externo
0335	13	Squadretta ad aggancio esterno	Corner with external clasping	Equerre a accrochage exterieur	Escuadra de agarre externo
0337	13	Squadretta ad aggancio esterno	Corner with external clasping	Equerre a accrochage exterieur	Escuadra de agarre externo
0338	13	Squadretta ad aggancio esterno	Corner with external clasping	Equerre a accrochage exterieur	Escuadra de agarre externo
0338.1	13	Squadretta ad aggancio esterno	Corner with external clasping	Equerre a accrochage exterieur	Escuadra de agarre externo
0339	13	Squadretta ad aggancio esterno	Corner with external clasping	Equerre a accrochage exterieur	Escuadra de agarre externo
0340	13	Squadretta ad aggancio esterno	Corner with external clasping	Equerre a accrochage exterieur	Escuadra de agarre externo
0341	14	Squadretta ad aggancio interno	Corner with internal clasping	Equerre a accrochage interieur	Escuadra de agarre interno
0342	13	Squadretta ad aggancio esterno	Corner with external clasping	Equerre a accrochage exterieur	Escuadra de agarre externo
0343	13	Squadretta ad aggancio esterno	Corner with external clasping	Equerre a accrochage exterieur	Escuadra de agarre externo
0344	13	Squadretta ad aggancio esterno	Corner with external clasping	Equerre a accrochage exterieur	Escuadra de agarre externo
0345	13	Squadretta ad aggancio esterno	Corner with external clasping	Equerre a accrochage exterieur	Escuadra de agarre externo
0346	13	Squadretta ad aggancio esterno	Corner with external clasping	Equerre a accrochage exterieur	Escuadra de agarre externo
0347	14	Squadretta ad aggancio interno	Corner with internal clasping	Equerre a accrochage interieur	Escuadra de agarre interno
0348	13	Squadretta ad aggancio esterno	Corner with external clasping	Equerre a accrochage exterieur	Escuadra de agarre externo
0349	13	Squadretta ad aggancio esterno	Corner with external clasping	Equerre a accrochage exterieur	Escuadra de agarre externo
0350	13	Squadretta ad aggancio esterno	Corner with external clasping	Equerre a accrochage exterieur	Escuadra de agarre externo
0351.2	13	Squadretta ad aggancio esterno	Corner with external clasping	Equerre a accrochage exterieur	Escuadra de agarre externo

ART	Pagine	Descrizione ita	Descrizione eng	Descrizione fra	Descrione esp
0352	13	Squadretta ad aggancio esterno	Corner with external clasping	Equerre a accrochage exterieur	Escuadra de agarre externo
0355	13	Squadretta ad aggancio esterno	Corner with external clasping	Equerre a accrochage exterieur	Escuadra de agarre externo
0356	13	Squadretta ad aggancio esterno	Corner with external clasping	Equerre a accrochage exterieur	Escuadra de agarre externo
0357	13	Squadretta ad aggancio esterno	Corner with external clasping	Equerre a accrochage exterieur	Escuadra de agarre externo
0358	13	Squadretta ad aggancio esterno	Corner with external clasping	Equerre a accrochage exterieur	Escuadra de agarre externo
0359	13	Squadretta ad aggancio esterno	Corner with external clasping	Equerre a accrochage exterieur	Escuadra de agarre externo
0361.1	13	Squadretta ad aggancio esterno	Corner with external clasping	Equerre a accrochage exterieur	Escuadra de agarre externo
0361.2	13	Squadretta ad aggancio esterno	Corner with external clasping	Equerre a accrochage exterieur	Escuadra de agarre externo
0362	13	Squadretta ad aggancio esterno	Corner with external clasping	Equerre a accrochage exterieur	Escuadra de agarre externo
0363	13	Squadretta ad aggancio esterno	Corner with external clasping	Equerre a accrochage exterieur	Escuadra de agarre externo
0364	13	Squadretta ad aggancio esterno	Corner with external clasping	Equerre a accrochage exterieur	Escuadra de agarre externo
0365	13	Squadretta ad aggancio esterno	Corner with external clasping	Equerre a accrochage exterieur	Escuadra de agarre externo
0366	16	Squadretta ad aggancio esterno	Corner with external clasping	Equerre a accrochage exterieur	Escuadra de agarre externo
0367	13	Squadretta ad aggancio esterno	Corner with external clasping	Equerre a accrochage exterieur	Escuadra de agarre externo
0368	13	Squadretta ad aggancio esterno	Corner with external clasping	Equerre a accrochage exterieur	Escuadra de agarre externo
0369	13	Squadretta ad aggancio esterno	Corner with external clasping	Equerre a accrochage exterieur	Escuadra de agarre externo
0371	17	Squadretta ad aggancio interno / esterno	Corner with internal / external clasping	Equerre a accrochage interieur / exterieur	Escuadra de agarre interno / externo
0413.1	22	Giunzione a T	T-joint	Jonction a "T"	Unión en "T"
0413.2	22	Giunzione a T	T-joint	Jonction a "T"	Unión en "T"
0432.1	22	Giunzione a T	T-joint	Jonction a "T"	Unión en "T"
0432.2	22	Giunzione a T	T-joint	Jonction a "T"	Unión en "T"
0448	23	Giunzione a "T" e a croce	T-joint and cross joint	Jonction a "T" et a croix	Unión en "T" y en cruz
0451	24	Giunzione a T	T-joint	Jonction a "T"	Unión en "T"
0462	24	Giunzione a T	T-joint	Jonction a "T"	Unión en "T"
0469.1	25	Giunzione a "T" e a croce	T-joint and cross joint	Jonction a "T" et a croix	Unión en "T" y en cruz
0469.2	25	Giunzione a "T" e a croce	T-joint and cross joint	Jonction a "T" et a croix	Unión en "T" y en cruz
0469.3	25	Giunzione a "T" e a croce	T-joint and cross joint	Jonction a "T" et a croix	Unión en "T" y en cruz
0473.5	25	Giunzione a "T" e a croce	T-joint and cross joint	Jonction a "T" et a croix	Unión en "T" y en cruz
0473.6	25	Giunzione a "T" e a croce	T-joint and cross joint	Jonction a "T" et a croix	Unión en "T" y en cruz
0473.8	25	Giunzione a "T" e a croce	T-joint and cross joint	Jonction a "T" et a croix	Unión en "T" y en cruz
0475	25	Giunzione a "T" e a croce	T-joint and cross joint	Jonction a "T" et a croix	Unión en "T" y en cruz
0475.1	25	Giunzione a "T" e a croce	T-joint and cross joint	Jonction a "T" et a croix	Unión en "T" y en cruz
0475.4	25	Giunzione a "T" e a croce	T-joint and cross joint	Jonction a "T" et a croix	Unión en "T" y en cruz
0475.6	25	Giunzione a "T" e a croce	T-joint and cross joint	Jonction a "T" et a croix	Unión en "T" y en cruz
0475.7	25	Giunzione a "T" e a croce	T-joint and cross joint	Jonction a "T" et a croix	Unión en "T" y en cruz
0477.1	25	Giunzione a "T" e a croce	T-joint and cross joint	Jonction a "T" et a croix	Unión en "T" y en cruz
0477.2	25	Giunzione a "T" e a croce	T-joint and cross joint	Jonction a "T" et a croix	Unión en "T" y en cruz
0477.3	25	Giunzione a "T" e a croce	T-joint and cross joint	Jonction a "T" et a croix	Unión en "T" y en cruz
1013	80	Cerniera doppia apertura	Double opening hinge	Charnieres double ouverture	Bisagra de doble apertura
1021	81	Cerniera apertura singola	Single opening hinge	Charniere ouverture simple	Bisagra apertura individual
1022	81	Cerniera apertura singola	Single opening hinge	Charniere ouverture simple	Bisagra apertura individual
1023	81	Cerniera apertura singola	Single opening hinge	Charniere ouverture simple	Bisagra apertura individual
1024	81	Cerniera apertura singola	Single opening hinge	Charniere ouverture simple	Bisagra apertura individual
1026	81	Cerniera apertura singola	Single opening hinge	Charniere ouverture simple	Bisagra apertura individual
1027	81	Cerniera apertura singola	Single opening hinge	Charniere ouverture simple	Bisagra apertura individual
1031	82	Cerniera doppia apertura	Double opening hinge	Charnieres double ouverture	Bisagra de doble apertura
1032.1	82	Cerniera doppia apertura	Double opening hinge	Charnieres double ouverture	Bisagra de doble apertura
1033	82	Cerniera doppia apertura	Double opening hinge	Charnieres double ouverture	Bisagra de doble apertura
1034	82	Cerniera doppia apertura	Double opening hinge	Charnieres double ouverture	Bisagra de doble apertura
1109.1	78	Limitatore di apertura per finestre a vasistas	Limiter for transom opening windows	Limiteur d'ouverture pour fenetres avec ouverture a vasistas	Compás limitador de apertura para ventanas basculantes
1109.2	78	Limitatore di apertura per finestre a vasistas	Limiter for transom opening windows	Limiteur d'ouverture pour fenetres avec ouverture a vasistas	Compás limitador de apertura para ventanas basculantes
1114.1	79	Limitatore di apertura per finestre a vasistas	Limiter for transom opening windows	Limiteur d'ouverture pour fenetres avec ouverture a vasistas	Compás limitador de apertura para ventanas basculantes
1114.2	79	Limitatore di apertura per finestre a vasistas	Limiter for transom opening windows	Limiteur d'ouverture pour fenetres avec ouverture a vasistas	Compás limitador de apertura para ventanas basculantes
1115.1	79	Limitatore di apertura per finestre a vasistas	Limiter for transom opening windows	Limiteur d'ouverture pour fenetres avec ouverture a vasistas	Compás limitador de apertura para ventanas basculantes
1115.11	275	Limitatore di apertura per finestre a vasistas	Limiter for transom opening windows	Limiteur d'ouverture pour fenetres avec ouverture a vasistas	Compás limitador de apertura para ventanas basculantes
1115.2	79	Limitatore di apertura per finestre a vasistas	Limiter for transom opening windows	Limiteur d'ouverture pour fenetres avec ouverture a vasistas	Compás limitador de apertura para ventanas basculantes
1116.1	79	Limitatore di apertura per finestre a vasistas	Limiter for transom opening windows	Limiteur d'ouverture pour fenetres avec ouverture a vasistas	Compás limitador de apertura para ventanas basculantes
1116.2	79	Limitatore di apertura per finestre a vasistas	Limiter for transom opening windows	Limiteur d'ouverture pour fenetres avec ouverture a vasistas	Compás limitador de apertura para ventanas basculantes
1120.1	372	Attuatore a catena	Chain actuator	Actionneur a chaine	Actuador
1120.30	388	Ricambi e accessori per automazioni	Spare parts and accessories for automation	Pièces et accessoires pour l'automatisation	Partes y accesorios para la automatización
1120.31	388	Ricambi e accessori per automazioni	Spare parts and accessories for automation	Pièces et accessoires pour l'automatisation	Partes y accesorios para la automatización
1120.32	388	Ricambi e accessori per automazioni	Spare parts and accessories for automation	Pièces et accessoires pour l'automatisation	Partes y accesorios para la automatización
1120.33	388	Ricambi e accessori per automazioni	Spare parts and accessories for automation	Pièces et accessoires pour l'automatisation	Partes y accesorios para la automatización
1120.34	388	Ricambi e accessori per automazioni	Spare parts and accessories for automation	Pièces et accessoires pour l'automatisation	Partes y accesorios para la automatización
1120.35	388	Ricambi e accessori per automazioni	Spare parts and accessories for automation	Pièces et accessoires pour l'automatisation	Partes y accesorios para la automatización
1120.4	372	Attuatore a catena	Chain actuator	Actionneur a chaine	Actuador
1120.5	372	Attuatore a catena	Chain actuator	Actionneur a chaine	Actuador
1120.51	388	Ricambi e accessori per automazioni	Spare parts and accessories for automation	Pièces et accessoires pour l'automatisation	Partes y accesorios para la automatización
1120.52	374	Attuatore a catena	Chain actuator	Actionneur a chaine	Actuador
1120.53	374	Attuatore a catena	Chain actuator	Actionneur a chaine	Actuador

ART	Pagine	Descrizione ita	Descrizione eng	Descrizione fra	Descrione esp
1120.56	374	Attuatore a catena	Chain actuator	Actionneur a chaine	Actuador
1120.58	387	Ricambi e accessori per automazioni	Spare parts and accessories for automation	Pièces et accessoires pour l'automatisation	Partes y accesorios para la automatización
1120.59	374	Attuatore a catena	Chain actuator	Actionneur a chaine	Actuador
1120.6	372	Attuatore a catena	Chain actuator	Actionneur a chaine	Actuador
1120.60	374	Attuatore a catena	Chain actuator	Actionneur a chaine	Actuador
1120.63	374	Attuatore a catena	Chain actuator	Actionneur a chaine	Actuador
1120.8	372	Attuatore a catena	Chain actuator	Actionneur a chaine	Actuador
1121.1	377	Attuatore a catena radiocomandato	Chain actuator with remote control	Actionneur a chalne	Actuador
1121.3	388	Ricambi e accessori per automazioni	Spare parts and accessories for automation	Pièces et accessoires pour l'automatisation	Partes y accesorios para la automatización
1121.4	378	Kit per chiusura perimetrale	Kit for perimetric closing	Kit de fermeture perimetrale	Kit para cierre perimetral
1121.5	377	Attuatore a catena radiocomandato	Chain actuator with remote control	Actionneur a chalne	Actuador
1121.50	377	Attuatore a catena radiocomandato	Chain actuator with remote control	Actionneur a chalne	Actuador
1121.51	388	Ricambi e accessori per automazioni	Spare parts and accessories for automation	Pièces et accessoires pour l'automatisation	Partes y accesorios para la automatización
1121.55	383	Adattatore per legno	Wood adapter	Adapter pour fenêtre en bois	Adaptador para madera
1121.56	383	Adattatore per legno	Wood adapter	Adapter pour fenêtre en bois	Adaptador para madera
1121.58	388	Ricambi e accessori per automazioni	Spare parts and accessories for automation	Pièces et accessoires pour l'automatisation	Partes y accesorios para la automatización
1121.60	388	Ricambi e accessori per automazioni	Spare parts and accessories for automation	Pièces et accessoires pour l'automatisation	Partes y accesorios para la automatización
1121.61	388	Ricambi e accessori per automazioni	Spare parts and accessories for automation	Pièces et accessoires pour l'automatisation	Partes y accesorios para la automatización
1121.62	388	Ricambi e accessori per automazioni	Spare parts and accessories for automation	Pièces et accessoires pour l'automatisation	Partes y accesorios para la automatización
1121.9	378	Kit per chiusura perimetrale	Kit for perimetric closing	Kit de fermeture perimetrale	Kit para cierre perimetral
1121A.2	376	Attuatore a catena	Chain actuator	Actionneur a chalne	Actuador
1121A.6	376	Attuatore a catena	Chain actuator	Actionneur a chalne	Actuador
1122.1	384	Attuatore elettrico con cinghia rotante	Electric actuator with rotating chain	Actionneur électrique avec chaine rotant	Actuador eléctrico con correa
1122.10	385	Attuatore elettrico con cinghia rotante	Electric actuator with rotating chain	Actionneur électrique avec chaine rotant	Actuador eléctrico con correa
1122.20	385	Attuatore elettrico con cinghia rotante	Electric actuator with rotating chain	Actionneur électrique avec chaine rotant	Actuador eléctrico con correa
1122.5	385	Attuatore elettrico con cinghia rotante	Electric actuator with rotating chain	Actionneur électrique avec chaine rotant	Actuador eléctrico con correa
1122.50	387	Ricambi e accessori per automazioni	Spare parts and accessories for automation	Pièces et accessoires pour l'automatisation	Partes y accesorios para la automatización
1122.51	387	Ricambi e accessori per automazioni	Spare parts and accessories for automation	Pièces et accessoires pour l'automatisation	Partes y accesorios para la automatización
1122.52	387	Ricambi e accessori per automazioni	Spare parts and accessories for automation	Pièces et accessoires pour l'automatisation	Partes y accesorios para la automatización
1122.53	387	Ricambi e accessori per automazioni	Spare parts and accessories for automation	Pièces et accessoires pour l'automatisation	Partes y accesorios para la automatización
1122.54	387	Ricambi e accessori per automazioni	Spare parts and accessories for automation	Pièces et accessoires pour l'automatisation	Partes y accesorios para la automatización
1122.59	388	Ricambi e accessori per automazioni	Spare parts and accessories for automation	Pièces et accessoires pour l'automatisation	Partes y accesorios para la automatización
1123.1	358	Attuatore a catena	Chain actuator	Actionneur à chaîne	Actuador de cadena
1123.16	361	Attuatore a catena	Chain actuator	Actionneur à chaîne	Actuador de cadena
1123.17	361	Attuatore a catena	Chain actuator	Actionneur à chaîne	Actuador de cadena
1123.18	361	Attuatore a catena	Chain actuator	Actionneur à chaîne	Actuador de cadena
1123.2	359	Attuatore a catena	Chain actuator	Actionneur à chaîne	Actuador de cadena
1123.3	360	Attuatore a catena	Chain actuator	Actionneur à chaîne à encastrement	Actuador de cadena
1124.1	362	Attuatore a catena a scomparsa	Concealed chain actuator	Actionneur à chaîne à encastrement	Actuador de cadena embutido
1124.2	362	Attuatore a catena a scomparsa	Concealed chain actuator	Actionneur à chaîne à encastrement	Actuador de cadena embutido
1124.3	362	Attuatore a catena a scomparsa	Concealed chain actuator	Actionneur à chaîne à encastrement	Actuador de cadena embutido
1125.1	364	Serratura elettromeccanica a incasso	Electromechanical lock recessed	Serrure èlectromécanique encastrèe	Cerradura electromecnica de empotrar
1125.11	366	Serratura elettromeccanica a incasso	Electromechanical lock recessed	Serrure èlectromécanique encastrèe	Cerradura electromecnica de empotrar
1125.12	367	Serratura elettromeccanica	Electromechanical lock	Serrure électromécanique	Cerradura electromecánica
1125.13	368	Serratura elettromeccanica a incasso	Electromechanical lock recessed	Serrure électromécanique encastrèe	Cerradura electromecánica
1125.2	364	Serratura elettromeccanica a incasso	Electromechanical lock recessed	Serrure èlectromécanique encastrèe	Cerradura electromecnica de empotrar
1126	369	Gateway per controllo da remoto (uso residenziale)	Gateway for remote control (residential use)	Gateway por télécommande (usage rèsidentiel)	gateway para controlo remoto (uso residencial)
1126.10	371	gateway professionale per controllo da remoto	Professional Gateway for remote control	gateway professionnelle pour télécommande	gateway profesional para control remoto
1126.5	370	Gateway per controllo da remoto (uso residenziale) Barra DIN	Gateway for remote control (residential use) DIN rail	Gateway pour télécommande (usage résidentiel) rail DIN	Gateway para control remoto (uso residencial) carril DIN
1203.1	110	Braccio limitatore di apertura con chiave di sgancio	Limiter for opening with release key	Bras limiteur d'ouverture avec clef a declic	Compás limitador de apertura con llave de desenganche
1203A.10	110	Braccio limitatore di apertura con chiave di sgancio	Limiter for opening with release key	Bras limiteur d'ouverture avec clef a declic	Compás limitador de apertura con llave de desenganche
1203A.6	110	Braccio limitatore di apertura con chiave di sgancio	Limiter for opening with release key	Bras limiteur d'ouverture avec clef a declic	Compás limitador de apertura con llave de desenganche
1203A.8	110	Braccio limitatore di apertura con chiave di sgancio	Limiter for opening with release key	Bras limiteur d'ouverture avec clef a declic	Compás limitador de apertura con llave de desenganche
1204.10	108	Braccio limitatore telescopico a scatto	Telescopic limiter arm	Bras tèlescopique limiteur d'overture	Compas limitador telescópica
1204.12	108	Braccio limitatore telescopico a scatto	Telescopic limiter arm	Bras tèlescopique limiteur d'overture	Compas limitador telescópica
1204.8	108	Braccio limitatore telescopico a scatto	Telescopic limiter arm	Bras tèlescopique limiteur d'overture	Compas limitador telescópica
1205.3	109	Braccio limitatore di apertura frizionato	Limiter for opening for curtain wall stay hinges	Bras limiteur d'ouverture pour compas murs-rideaux	Compás limitador frizionato
1206.10	104	Cerniere a compasso per facciata continua	Stay hinge for curtain wall	Compas pour murs-rideaux	Compases para muro cortina
1206.12	104	Cerniere a compasso per facciata continua	Stay hinge for curtain wall	Compas pour murs-rideaux	Compases para muro cortina
1206.14	104	Cerniere a compasso per facciata continua	Stay hinge for curtain wall	Compas pour murs-rideaux	Compases para muro cortina
1206.16	104	Cerniere a compasso per facciata continua	Stay hinge for curtain wall	Compas pour murs-rideaux	Compases para muro cortina
1206.18	104	Cerniere a compasso per facciata continua	Stay hinge for curtain wall	Compas pour murs-rideaux	Compases para muro cortina
1206.20	104	Cerniere a compasso per facciata continua	Stay hinge for curtain wall	Compas pour murs-rideaux	Compases para muro cortina
1206.22	104	Cerniere a compasso per facciata continua	Stay hinge for curtain wall	Compas pour murs-rideaux	Compases para muro cortina
1206.24	104	Cerniere a compasso per facciata continua	Stay hinge for curtain wall	Compas pour murs-rideaux	Compases para muro cortina
1206.28	104	Cerniere a compasso per facciata continua	Stay hinge for curtain wall	Compas pour murs-rideaux	Compases para muro cortina
1210.1	86	Braccio telescopico a scatto	Telescopic arms	Bras telescopique a declic	Compás telescópico de resorte
1210.2	86	Braccio telescopico a scatto	Telescopic arms	Bras telescopique a declic	Compás telescópico de resorte
1215.1	275	Limitatore di apertura per finestre	limiter for transom opening windows	limiteur d'ouverture pour fenetres	Compás limitador de apertura para ventanas
1215.11	275	Limitatore di apertura per finestre	limiter for transom opening windows	limiteur d'ouverture pour fenetres	Compás limitador de apertura para ventanas
1231.12	83	Cerniere a compasso	Stay hinges	Compas	Compases
1233.16	85	Cerniere egresso	Stay hinge for outside, casement and transom opening	Compases para proyectante exterior, batiente y abatible	Compas ouverture extérieure pour ouvertures projetant, frappe et à soufflet

ART	Pagine	Descrizione ita	Descrizione eng	Descrizione fra	Descrione esp
1251.1	107	Regolatore di posizionamento	Position regulator	Régulateur de position	Regulador de posición
1252.100	234	Rinvio d'angolo	Corner trasmission	Renvoi d'angle	Transmisión de esquina
1252.101	235	Rinvio d'angolo	Corner trasmission	Renvoi d'angle	Transmisión de esquina
1252.102	235	Rinvio d'angolo	Corner trasmission	Renvoi d'angle	Transmisión de esquina
1252.110	234	Rinvio d'angolo	Corner trasmission	Renvoi d'angle	Transmisión de esquina
1252.111	235	Rinvio d'angolo	Corner trasmission	Renvoi d'angle	Transmisión de esquina
1252.130	234	Rinvio d'angolo	Corner trasmission	Renvoi d'angle	Transmisión de esquina
1252.131	235	Rinvio d'angolo	Corner trasmission	Renvoi d'angle	Transmisión de esquina
1252.18	118	Accessori per chiusure perimetrali apribili facciate continue	Locking accesories opening curtain wall	Accessoires pour fermetures de ouverture facade	Accesorios de cierre por muro cortina apribles
1252.19	118	Accessori per chiusure perimetrali apribili facciate continue	Locking accesories opening curtain wall	Accessoires pour fermetures de ouverture facade	Accesorios de cierre por muro cortina apribles
1252.8	119	Accessori per chiusure perimetrali apribili facciate continue	Locking accesories opening curtain wall	Accessoires pour fermetures de ouverture facade	Accesorios de cierre por muro cortina apribles
1292.18	84	Cerniere egresso	Stay hinge for outside, casement and transom opening	Compases para proyectante exterior, batiente y abatible	Compas ouverture extérieure pour ouvertures projetant, frappe et à soufflet
1500.1	88	Cricchetto in zama	Zamak catch	Cliquet en zamak	Golpete de zamac
1500.2	88	Cricchetto in zama	Zamak catch	Cliquet en zamak	Golpete de zamac
1500.5	88	Cricchetto in zama	Zamak catch	Cliquet en zamak	Golpete de zamac
1500.6	88	Cricchetto in zama	Zamak catch	Cliquet en zamak	Golpete de zamac
1501.1	88	Cricchetto in zama	Zamak catch	Cliquet en zamak	Golpete de zamac
1501.2	88	Cricchetto in zama	Zamak catch	Cliquet en zamak	Golpete de zamac
1501.5	88	Cricchetto in zama	Zamak catch	Cliquet en zamak	Golpete de zamac
1502	89	Cricchetto in nylon autoposizionante	Self-positioning nylon catch	Cliquet en nylon auto positionnant	Golpete de nylon con auto colocación
1502.1	89	Cricchetto in nylon autoposizionante	Self-positioning nylon catch	Cliquet en nylon auto positionnant	Golpete de nylon con auto colocación
1502.2	90	Cricchetto in nylon	Nylon catch	Cliquet en nylon	Golpete de nylon
1503.1	92	Cricchetto regolabile	Adjustable catch	Cliquet reglable	Golpete regulable
1504.1	87	Cricchetto regolabile ad aggancio interno	Adjustable catch with internal fixing	Cliquet reglable a accrochage rapide interieur	Golpete regulable con enganche interior
1504.2	87	Cricchetto regolabile ad aggancio interno	Adjustable catch with internal fixing	Cliquet reglable a accrochage rapide interieur	Golpete regulable con enganche interior
1504.20	87	Cricchetto regolabile ad aggancio interno	Adjustable catch with internal fixing	Cliquet reglable a accrochage rapide interieur	Golpete regulable con enganche interior
1531	91	Cricchetti universali	Universal catches	Cliquets universels	Golpetes universales
2010.11	75	Porta rotolo	Roll support	Support rouleau	Soporte rollo
2010.1B	75	Astina in poliammide	polyamide rod	Tige en polyamide	varilla de poliamida
2010.2B	75	Astina in poliammide	polyamide rod	Tige en polyamide	varilla de poliamida
2014.10A	76	Punzonatrice per la lavorazione dell'astina di collegamento	Punching machine for working the connecting rod	Poinçonneuse pour l'usinage de la tige de connexion	Punzonadora para el procesamiento de la varilla de conexión
2014.1A	76	Punzonatrice per la lavorazione dell'astina di collegamento	Punching machine for working the connecting rod	Poinçonneuse pour l'usinage de la tige de connexion	Punzonadora para el procesamiento de la varilla de conexión
2015.12A	76	Punzonatrice per la lavorazione dell'astina di collegamento	Punching machine for working the connecting rod	Poinçonneuse pour l'usinage de la tige de connexion	Punzonadora para el procesamiento de la varilla de conexión
2015.13A	76	Punzonatrice per la lavorazione dell'astina di collegamento	Punching machine for working the connecting rod	Poinçonneuse pour l'usinage de la tige de connexion	Punzonadora para el procesamiento de la varilla de conexión
2015.14A	76	Punzonatrice per la lavorazione dell'astina di collegamento	Punching machine for working the connecting rod	Poinçonneuse pour l'usinage de la tige de connexion	Punzonadora para el procesamiento de la varilla de conexión
2015.2A	76	Punzonatrice per la lavorazione dell'astina di collegamento	Punching machine for working the connecting rod	Poinçonneuse pour l'usinage de la tige de connexion	Punzonadora para el procesamiento de la varilla de conexión
2015.3A	76	Punzonatrice per la lavorazione dell'astina di collegamento	Punching machine for working the connecting rod	Poinçonneuse pour l'usinage de la tige de connexion	Punzonadora para el procesamiento de la varilla de conexión
2015.4A	76	Punzonatrice per la lavorazione dell'astina di collegamento	Punching machine for working the connecting rod	Poinçonneuse pour l'usinage de la tige de connexion	Punzonadora para el procesamiento de la varilla de conexión
2016.1	516	Binario per telaio scorrevole	Rail for slide frame	Rail pour cadre coulissant	Carril para marco corredera
2016.2	516	Binario per telaio scorrevole	Rail for slide frame	Rail pour cadre coulissant	Carril para marco corredera
2016.52	516	Binario per telaio scorrevole	Rail for slide frame	Rail pour cadre coulissant	Carril para marco corredera
2016.53	516	Binario per telaio scorrevole	Rail for slide frame	Rail pour cadre coulissant	Carril para marco corredera
2016.54	516	Binario per telaio scorrevole	Rail for slide frame	Rail pour cadre coulissant	Carril para marco corredera
2016.55	516	Binario per telaio scorrevole	Rail for slide frame	Rail pour cadre coulissant	Carril para marco corredera
2016.56	516	Binario per telaio scorrevole	Rail for slide frame	Rail pour cadre coulissant	Carril para marco corredera
2016.58	516	Binario per telaio scorrevole	Rail for slide frame	Rail pour cadre coulissant	Carril para marco corredera
2030	74	Forbici taglia guarnizioni angolo variabile	Gaskets size scissors variable angle	Ciseaux à angle variable pour joints	Tijeras de ángulo variable para juntas.
2030.1	74	Lame di ricambio per forbici taglia guarnizioni	Replacement blades for gaskets size scissors	Lames de rechange pour ciseaux	Cuchillas de recambio para tijeras.
2031	74	Forbici taglia guarnizioni riferimenti fissi	Gaskets size scissors fixed angle	Ciseaux à angle variable pour joints	Tijeras de ángulo variable para juntas.
2040	74	Paletta per sollevamento vetro	Glass lifting pallet	Ciseaux à angle fixe pour joints	Tijeras de ángulo fijo para juntas
2041	74	Leva per smontaggio clips	Lever for disassembling clips	Levier de démontage des clips	Palanca para el desmontaje de clips
2042	74	Infila guarnizioni a rullo per zanzariere	Insert roller seals for mosquito nets	Rouleau d'insertion de joints pour moustiquaires	Rodillo para la inserción de juntas para mosquiteras.
2043	74	Infila guarnizioni a rullo per giunto centrale	Insert roller seals for central section	Rouleau pour joint central	Rodillo para junta central
2092	61	Tappo per profilo di riporto	Plug for facing profile	Bouchon pour profile rapporte	Tapón para perfil inversor
2103	61	Tappo per profilo di riporto	Plug for facing profile	Bouchon pour profile rapporte	Tapón para perfil inversor
2104	61	Tappo per profilo di riporto	Plug for facing profile	Bouchon pour profile rapporte	Tapón para perfil inversor
2106	61	Tappo per profilo di riporto	Plug for facing profile	Bouchon pour profile rapporte	Tapón para perfil inversor
2106A	61	Tappo per profilo di riporto	Plug for facing profile	Bouchon pour profile rapporte	Tapón para perfil inversor
2107	61	Tappo per profilo di riporto	Plug for facing profile	Bouchon pour profile rapporte	Tapón para perfil inversor
2110	61	Tappo per profilo di riporto	Plug for facing profile	Bouchon pour profile rapporte	Tapón para perfil inversor
2112	61	Tappo per profilo di riporto	Plug for facing profile	Bouchon pour profile rapporte	Tapón para perfil inversor
2113.3S	61	Tappo per profilo di riporto	Plug for facing profile	Bouchon pour profile rapporte	Tapón para perfil inversor
2113A.3	61	Tappo per profilo di riporto	Plug for facing profile	Bouchon pour profile rapporte	Tapón para perfil inversor
2116	61	Tappo per profilo di riporto	Plug for facing profile	Bouchon pour profile rapporte	Tapón para perfil inversor
2117	61	Tappo per profilo di riporto	Plug for facing profile	Bouchon pour profile rapporte	Tapón para perfil inversor
2117A	61	Tappo per profilo di riporto	Plug for facing profile	Bouchon pour profile rapporte	Tapón para perfil inversor
2119	61	Tappo per profilo di riporto	Plug for facing profile	Bouchon pour profile rapporte	Tapón para perfil inversor
2120A	61	Tappo per profilo di riporto	Plug for facing profile	Bouchon pour profile rapporte	Tapón para perfil inversor

ART	Pagine	Descrizione ita	Descrizione eng	Descrizione fra	Descrione esp
2124	61	Tappo per profilo di riporto	Plug for facing profile	Bouchon pour profile rapporte	Tapón para perfil inversor
2125	61	Tappo per profilo di riporto	Plug for facing profile	Bouchon pour profile rapporte	Tapón para perfil inversor
2127	61	Tappo per profilo di riporto	Plug for facing profile	Bouchon pour profile rapporte	Tapón para perfil inversor
2128	197	Copricilindro	Cylinder cover	Kit cache cylindre	Cobertura cilindro
2129.10	197	Copricilindro	Cylinder cover	Kit cache cylindre	Cobertura cilindro
2129.4	197	Copricilindro	Cylinder cover	Kit cache cylindre	Cobertura cilindro
2129.5	197	Copricilindro	Cylinder cover	Kit cache cylindre	Cobertura cilindro
2133	62	Registro telaio	Frame adjusting screw	Verin de pose	Registro marco
2134	63	Registro telaio	Frame adjusting screw	Verin de pose	Registro marco
2141	59	Cappetta di drenaggio	Drainage plug	Busette	tapa de drenaje
2142	59	Cappetta di drenaggio	Drainage plug	Busette	tapa de drenaje
2142B	59	Cappetta di drenaggio	Drainage plug	Busette	tapa de drenaje
2143	59	Cappetta di drenaggio	Drainage plug	Busette	tapa de drenaje
2144	59	Cappetta di drenaggio	Drainage plug	Busette	tapa de drenaje
2145	59	Cappetta di drenaggio	Drainage plug	Busette	tapa de drenaje
2145.1	59	Cappetta di drenaggio	Drainage plug	Busette	tapa de drenaje
2147	58	Cappetta di drenaggio	Drain cap	Busette	Cubierta de drenaje
2147.1	58	Cappetta di drenaggio	Drain cap	Busette	Cubierta de drenaje
2147.10	58	Cappetta di drenaggio	Drain cap	Busette	Cubierta de drenaje
2147.11	58	Cappetta di drenaggio	Drain cap	Busette	Cubierta de drenaje
2147.12	58	Cappetta di drenaggio	Drain cap	Busette	Cubierta de drenaje
2175	70	Copriangolo	Corner Cover	Couverture pour le coin	Cubierta para àngulo
2175.1	70	Copriangolo	Corner Cover	Couverture pour le coin	Cubierta para àngulo
2180	19	Squadretta di allineamento	Alignment corners	Equerre d'alignement	Escuadra de clineación
2181	19	Squadretta di allineamento	Alignment corners	Equerre d'alignement	Escuadra de clineación
2182	19	Squadretta di allineamento	Alignment corners	Equerre d'alignement	Escuadra de clineación
2183	19	Squadretta di allineamento	Alignment corners	Equerre d'alignement	Escuadra de clineación
2184	19	Squadretta di allineamento	Alignment corners	Equerre d'alignement	Escuadra de clineación
2186	19	Squadretta di allineamento	Alignment corners	Equerre d'alignement	Escuadra de clineación
2189	19	Squadretta di allineamento	Alignment corners	Equerre d'alignement	Escuadra de clineación
2190	19	Squadretta di allineamento	Alignment corners	Equerre d'alignement	Escuadra de clineación
2190.1	19	Squadretta di allineamento	Alignment corners	Equerre d'alignement	Escuadra de clineación
2190.2	19	Squadretta di allineamento	Alignment corners	Equerre d'alignement	Escuadra de clineación
2194	19	Squadretta di allineamento	Alignment corners	Equerre d'alignement	Escuadra de clineación
2194.1	19	Squadretta di allineamento	Alignment corners	Equerre d'alignement	Escuadra de clineación
2194.2	19	Squadretta di allineamento	Alignment corners	Equerre d'alignement	Escuadra de clineación
2201	66	Supporto a pinza per vetro	Glass support clip	Support a pince pour verre	Pinza para junquillo
2216	67	Angolo per fermavetro arrotondato	Rounded angle for glazing bead	Angle pour parclose arrondi	ángulo para junquillo redondeado
2220	67	Angolo per fermavetro arrotondato	Rounded angle for glazing bead	Angle pour parclose arrondi	ángulo para junquillo redondeado
2220.1	67	Angolo per fermavetro arrotondato	Rounded angle for glazing bead	Angle pour parclose arrondi	ángulo para junquillo redondeado
2224	67	Angolo per fermavetro arrotondato	Rounded angle for glazing bead	Angle pour parclose arrondi	ángulo para junquillo redondeado
2226	67	Angolo per fermavetro arrotondato	Rounded angle for glazing bead	Angle pour parclose arrondi	ángulo para junquillo redondeado
2230	67	Angolo per fermavetro arrotondato	Rounded angle for glazing bead	Angle pour parclose arrondi	ángulo para junquillo redondeado
2236	67	Angolo per fermavetro arrotondato	Rounded angle for glazing bead	Angle pour parclose arrondi	ángulo para junquillo redondeado
2246	67	Angolo per fermavetro arrotondato	Rounded angle for glazing bead	Angle pour parclose arrondi	ángulo para junquillo redondeado
2249	67	Angolo per fermavetro arrotondato	Rounded angle for glazing bead	Angle pour parclose arrondi	ángulo para junquillo redondeado
2313	60	Tappi vari	Various plugs	Bouchons differents	Tapones varios
2315	60	Tappi vari	Various plugs	Bouchons differents	Tapones varios
2331	60	Tappi vari	Various plugs	Bouchons differents	Tapones varios
2335	60	Tappi vari	Various plugs	Bouchons differents	Tapones varios
2337	589	Tappo coprilavorazione	machining plug	Cache usinage	Tapa cobertura mecanización
2337.1	597	Tappi copri barra scorrevole	Covering Plugs for Sliding Bar	Bouchons couvre - barre coulissante	Tapas para barra corredera
2337.2	597	Tappi copri barra scorrevole	Covering plugs for sliding bar	Bouchons couvre-barre coulissante	Tapas para barra corredera
2337.3	598	Corpo carrello per scorrevole	Motorized sliding	Motorisé coulissant	Corredera motorizada
2337.4	567	Tappo giunzione angolo guarnizione	Plug for gasket corner	Bouchon pour jonction d'angle	Tapa de union angulo junta
2343	60	Tappi vari	Various plugs	Bouchons differents	Tapones varios
2348	60	Tappi vari	Various plugs	Bouchons differents	Tapones varios
2351	60	Tappi vari	Various plugs	Bouchons differents	Tapones varios
2356	60	Tappi vari	Various plugs	Bouchons differents	Tapones varios
2357	60	Tappi vari	Various plugs	Bouchons differents	Tapones varios
2365	60	Tappi vari	Various plugs	Bouchons differents	Tapones varios
2377	60	Tappi vari	Various plugs	Bouchons differents	Tapones varios
2391.1	87	Cricchetto regolabile ad aggancio interno	Adjustable catch with internal fixing	Cliquet reglable a accrochage rapide interieur	Golpete regulable con enganche interior
2411	65	Piastrina per registro telaio	Frame adjusting plate	Plaque pour verin de pose	Placa para registro marco
2412	65	Piastrina per registro telaio	Frame adjusting plate	Plaque pour verin de pose	Placa para registro marco
2415	64	Piastrina per registro telaio	Frame adjusting plate	Plaque pour verin de pose	Placa para registro marco
2419	74	Punte trapano per art. 2415	Drill bits for art. 2415	Forêt de la perceuse art. 2415	Brocas taladro para art. 2415
2419.1	74	Punte trapano per art. 2133 - 2134	Drill bits for art. 2133 - 2134	Forêt de la perceuse art. 2133 - 2134	Brocas taladro para art. 2133 - 2134
2421	64	Piastrina per registro telaio	Frame adjusting plate	Plaque pour verin de pose	Placa para registro marco
2422	64	Piastrina per registro telaio	Frame adjusting plate	Plaque pour verin de pose	Placa para registro marco
2423	64	Piastrina per registro telaio	Frame adjusting plate	Plaque pour verin de pose	Placa para registro marco
2424	64	Piastrina per registro telaio	Frame adjusting plate	Plaque pour verin de pose	Placa para registro marco
2425	64	Piastrina per registro telaio	Frame adjusting plate	Plaque pour verin de pose	Placa para registro marco
2426	64	Piastrina per registro telaio	Frame adjusting plate	Plaque pour verin de pose	Placa para registro marco
2428	64	Piastrina per registro telaio	Frame adjusting plate	Plaque pour verin de pose	Placa para registro marco

ART	Pagine	Descrizione ita	Descrizione eng	Descrizione fra	Descrione esp
2431.3	69	Blocchetto di assemblaggio per profili alluminio legno	Assembly Block for aluminum/wood profiles	Bloc d'assemblage pour profiles aluminium bois	Bloque de montaje para perfiles de aluminio madera
2432.1	236	Kit sostegno anta con rullino	Shutter support kit with roll	Kit support vantail avec rouleau	Kit de soporte de hoja con rol
2432.2	236	Kit sostegno anta con rullino	Shutter support kit with roll	Kit support vantail avec rouleau	Kit de soporte de hoja con rol
3021	241	Serratura ambidestra	Ambidextrous lock	Serrure ambidextre	Cerradura ambidiestra
3022	241	Serratura ambidestra	Ambidextrous lock	Serrure ambidextre	Cerradura ambidiestra
3023	241	Serratura ambidestra	Ambidextrous lock	Serrure ambidextre	Cerradura ambidiestra
3024	241	Serratura ambidestra	Ambidextrous lock	Serrure ambidextre	Cerradura ambidiestra
3024.10	241	Serratura ambidestra	Ambidextrous lock	Serrure ambidextre	Cerradura ambidiestra
3025	241	Serratura ambidestra	Ambidextrous lock	Serrure ambidextre	Cerradura ambidiestra
3025.10	241	Serratura ambidestra	Ambidextrous lock	Serrure ambidextre	Cerradura ambidiestra
3032	210	Maniglia a tavellino con copricassa a rotazione	Lever handle with rotating case cover	Poignee a olive avec couvre-caisse a rotation	Manilla de presión con cobertura caja a rotación
3041.10	211	Maniglia a tavellino con cilindro	Lever handle with key	Poignee a olive avec clé	Manilla de presión con llave
3042	210	Maniglia a tavellino con copricassa a rotazione	Lever handle with rotating case cover	Poignee a olive avec couvre-caisse a rotation	Manilla de presión con cobertura caja a rotación
3050	181	Doppia maniglia minimal design	Minimal design double handle	Bequille double design minimaliste	Manilla doble de deseño minimal
3050.10	181	Mezza maniglia minimal	Half minimal design handle	Bequille design minimaliste	Manilla de deseño minimal
3051	161	Doppia maniglia minimal design	Minimal design double handle	Bequille double design minimaliste	Manilla doble de deseño minimal
3051.10	161	Doppia maniglia minimal design	Minimal design double handle	Bequille double design minimaliste	Manilla doble de deseño minimal
3060	195	Doppia maniglia	Double handle	Bequille double	Manilla doble
3060.7	195	Doppia maniglia	Double handle	Bequille double	Manilla doble
3062.10	204	Doppia maniglia in acciaio inox	Double handle in stainless steel	Bequille double en acier inox	Manilla doble de acero inox
3062.11	204	Doppia maniglia in acciaio inox	Double handle in stainless steel	Bequille double en acier inox	Manilla doble de acero inox
3063	196	Doppia maniglia	Double handle	Bequille double	Manilla doble
3064.1	203	Pomolo	Knob	Poignee	Pomo
3064.2	203	Pomolo	Knob	Poignee	Pomo
3064.5	203	Pomolo	Knob	Poignee	Pomo
3064.6	203	Pomolo	Knob	Poignee	Pomo
3065	180	Doppia maniglia	Double handle	Bequille double	Manilla doble
3066.1	185	Martellina	Handle	Bequille a poignee	Maneta
3067	160	Doppia maniglia	Double handle	Bequille double	Manilla doble
3068	162	Doppia maniglia ribassata	Double reduced handle	Bequille double baissée	Manilla doble rebajada
3068.1	162	Doppia maniglia ribassata	Double reduced handle	Bequille double baissée	Manilla doble rebajada
3070	338	Martellina	Handle	Bequille a poignee	Maneta
3070.10	184	Martellina	Handle	Bequille a poignee	Maneta
3070.15	184	Martellina	handle	martelet	Maneta
3070.2	184	Martellina	Handle	Bequille a poignee	Maneta
3070.25	184	Martellina	Handle	Bequille a poignee	Maneta
3070.5	184	Martellina	Handle	Bequille a poignee	Maneta
3070.7	184	Martellina	Handle	Bequille a poignee	Maneta
3070.9	184	Martellina	Handle	Bequille a poignee	Maneta
3071	184	Martellina	Handle	Bequille a poignee	Maneta
3071.2	184	Martellina	Handle	Bequille a poignee	Maneta
3072	170	Martellina	Handle	Bequille a poignee	Maneta
3072.1	170	Martellina	Handle	Bequille a poignee	Maneta
3072.10	170	Martellina	Handle	Bequille a poignee	Maneta
3072.15	170	Martellina	handle	martelet	Maneta
3073	171	Martellina	Handle	Bequille a poignee	Maneta
3073.1	171	Martellina	Handle	Bequille a poignee	Maneta
3074.17	187	Martellina	Handle	Bequille a poignee	Maneta
3074.7	187	Martellina	Handle	Bequille a poignee	Maneta
3074.8	187	Martellina	Handle	Bequille a poignee	Maneta
3075	185	Martellina	Handle	Bequille a poignee	Maneta
3075.1	185	Martellina	Handle	Bequille a poignee	Maneta
3075.10	185	Martellina	Handle	Bequille a poignee	Maneta
3075.2	185	Martellina	Handle	Bequille a poignee	Maneta
3075.20	185	Martellina	Handle	Bequille a poignee	Maneta
3075.21	185	Martellina	Handle	Bequille a poignee	Maneta
3075.22	185	Martellina	Handle	Bequille a poignee	Maneta
3075.23	185	Martellina	Handle	Bequille a poignee	Maneta
3075.3	185	Martellina	Handle	Bequille a poignee	Maneta
3076.1D	186	Martellina con manico disassato	Handle	Bequille a poignee	Maneta
3076.1S	186	Martellina con manico disassato	Handle	Bequille a poignee	Maneta
3076D	186	Martellina con manico disassato	Handle	Bequille a poignee	Maneta
3076S	186	Martellina con manico disassato	Handle	Bequille a poignee	Maneta
3077.1D	172	Martellina	Handle	Bequille a poignee	Maneta
3077.1S	172	Martellina	Handle	Bequille a poignee	Maneta
3077.2	170	Martellina	Handle	Bequille a poignee	Maneta
3077.25	170	Martellina	Handle	Bequille a poignee	Maneta
3077.3	170	Martellina	Handle	Bequille a poignee	Maneta
3077D	172	Martellina	Handle	Bequille a poignee	Maneta
3077S	172	Martellina	Handle	Bequille a poignee	Maneta
3078.1D	172	Martellina	Handle	Bequille a poignee	Maneta
3078.1S	172	Martellina	Handle	Bequille a poignee	Maneta
3078.2	171	Martellina	Handle	Bequille a poignee	Maneta
3080	174	Maniglione	Handle	Béquille a poignee	Maneta
3080.10	175	Maniglione	Handle	Béquille a poignee	Maneta

ART	Pagine	Descrizione ita	Descrizione eng	Descrizione fra	Descrione esp
3080.11	174	Maniglione	Handle	Béquille a poignee	Maneta
3080.20	176	Maniglione	Handle	Béquille a poignee	Maneta
3080.21	176	Maniglione	Handle	Béquille a poignee	Maneta
3080.25	177	Maniglione	Handle	Béquille a poignee	Maneta
3080.8	174	Maniglione	Handle	Béquille a poignee	Maneta
3081	153	Maniglione	Pull handle	Barre	Manillón
3081.10	149	Maniglione	Pull handle	barre	Manillón
3081.11	153	maniglione	Pull handle	Barre	manilón
3081.20	150	maniglione	Pull handle	Barre	manilón
3081.21	150	maniglione	Pull handle	Barre	manilón
3081.30	151	maniglione	Pull handle	Barre	manilón
3081.31	151	maniglione	Pull handle	Barre	manilón
3081.35	152	maniglione	Pull handle	Barre	manilón
3081.8	153	Maniglione	Pull handle	Barre	Manilón
3090	168	Martellina minimal design	Minimal design handle	Bequille a poignee design minimaliste	Maneta de deseño minimal
3090.1	168	Martellina minimal design	Minimal design handle	Bequille a poignee design minimaliste	Maneta de deseño minimal
3090.13	169	Martellina minimal design	Minimal design handle	Bequille a poignee design minimaliste	Maneta de deseño minimal
3090.2	168	Martellina minimal design	Minimal design handle	Bequille a poignee design minimaliste	Maneta de deseño minimal
3090.3	168	Martellina minimal design	Minimal design handle	Bequille a poignee design minimaliste	Maneta de deseño minimal
3090.30	169	Martellina minimal design	Minimal design handle	Bequille a poignee design minimaliste	Maneta de deseño minimal
3090.31	169	Martellina minimal design	Minimal design handle	Bequille a poignee design minimaliste	Maneta de deseño minimal
3090.32	169	Martellina minimal design	Minimal design handle	Bequille a poignee design minimaliste	Maneta de deseño minimal
3090.33	169	Martellina minimal design	Minimal design handle	Bequille a poignee design minimaliste	Maneta de deseño minimal
3090.34	169	Martellina minimal design	Minimal design handle	Bequille a poignee design minimaliste	Maneta de deseño minimal
3090.4	168	Martellina minimal design	Minimal design handle	Bequille a poignee design minimaliste	Maneta de deseño minimal
3091	140	Martellina minimal design	Minimal design handle	Bequille a poignee design minimaliste	Maneta de deseño minimal
3091.1	140	Martellina minimal design	Minimal design handle	Bequille a poignee design minimaliste	Maneta de deseño minimal
3091.13	141	Martellina minimal design	Minimal design handle	Bequille a poignee design minimaliste	Maneta de deseño minimal
3091.1D	142	Martellina minimal design con manico disassato	Minimal design cremone bolt with offset handle	Martelet minimal design avec poignée décalèe	Maneta minimal design con mango descentrado
3091.1S	142	Martellina minimal design con manico disassato	Minimal design cremone bolt with offset handle	Martelet minimal design avec poignée décalèe	Maneta minimal design con mango descentrado
3091.2	140	Martellina minimal design	Minimal design handle	Bequille a poignee design minimaliste	Maneta de deseño minimal
3091.3	140	Martellina minimal design	Minimal design handle	Bequille a poignee design minimaliste	Maneta de deseño minimal
3091.30	141	Martellina minimal design	Minimal design handle	Bequille a poignee design minimaliste	Maneta de deseño minimal
3091.31	141	Martellina minimal design	Minimal design handle	Bequille a poignee design minimaliste	Maneta de deseño minimal
3091.32	141	Martellina minimal design	Minimal design handle	Bequille a poignee design minimaliste	Maneta de deseño minimal
3091.32D	143	Martellina minimal design con manico disassato	Minimal design cremone bolt with offset handle	Martelet minimal design avec poignée décalèe	Maneta minimal design con mango descentrado
3091.32S	143	Martellina minimal design con manico disassato	Minimal design cremone bolt with offset handle	Martelet minimal design avec poignée décalèe	Maneta minimal design con mango descentrado
3091.33	141	Martellina minimal design	Minimal design handle	Bequille a poignee design minimaliste	Maneta de deseño minimal
3091.33D	143	Martellina minimal design con manico disassato	Minimal design cremone bolt with offset handle	Martelet minimal design avec poignée décalèe	Maneta minimal design con mango descentrado
3091.33S	143	Martellina minimal design con manico disassato	Minimal design cremone bolt with offset handle	Martelet minimal design avec poignée décalèe	Maneta minimal design con mango descentrado
3091.34	141	Martellina minimal design	Minimal design handle	Bequille a poignee design minimaliste	Maneta de deseño minimal
3091.4	140	Martellina minimal design	Minimal design handle	Bequille a poignee design minimaliste	Maneta de deseño minimal
3091.D	142	Martellina minimal design con manico disassato	Minimal design cremone bolt with offset handle	Martelet minimal design avec poignée décalèe	Maneta minimal design con mango descentrado
3091.S	142	Martellina minimal design con manico disassato	Minimal design cremone bolt with offset handle	Martelet minimal design avec poignée décalèe	Maneta minimal design con mango descentrado
3094.33	173	Maniglia minimal design ribassata	Reduced minimal design handle	Baissèe design minimaliste	Maneta rebajada de deseño
3094.33	553	Martellina ribassata	Reduced handle	Béquille à poignée - baissée	Maneta rebajada
3100	144	Martellina	handle	martelet	Maneta
3100.1	144	Martellina	Handle	Martelet	Maneta
3100.10	144	Martellina	Handle	Martelet	Maneta
3100.15	144	Martellina	handle	martelet	Maneta
3100.41	144	Martellina	Handle	Martelet	Maneta
3101	144	Martellina	handle	martelet	Maneta
3101.1	144	Martellina	Handle	Martelet	Maneta
3101.25	144	Martellina	Handle	Martelet	Maneta
3102.1D	145	Martellina con manico disassato	Offset handle	Martelet avec poignée décalèe	Maneta con mango descentrado
3102.1S	145	Martellina con manico disassato	Offset handle	Martelet avec poignée décalèe	Maneta con mango descentrado
3102.D	145	Martellina con manico disassato	Offset handle	Martelet avec poignée décalèe	Maneta con mango descentrado
3102.S	145	Martellina con manico disassato	Offset handle	Martelet avec poignée décalèe	Maneta con mango descentrado
3103	146	Martellina cassa 100 mm	Handle body 100 mm	Martelet Caisse 100 mm	Maneta Caja de 100 mm
3103.1	146	Martellina cassa 100 mm	Handle body 100 mm	Martelet caisse 100 mm	Maneta Caja de 100 mm
3104.1D	147	Martellina con manico disassato cassa 100 mm	Offset handle 100 mm body	Martelet avec poignée dècalée caisse 100 mm	Maneta con mango descentrado Caja de 100 mm
3104.1S	147	Martellina con manico disassato cassa 100 mm	Offset handle 100 mm body	Martelet avec poignée dècalée caisse 100 mm	Maneta con mango descentrado Caja de 100 mm
3104.D	147	Martellina con manico disassato cassa 100 mm	Offset handle 100 mm body	Martelet avec poignée dècalée caisse 100 mm	Maneta con mango descentrado Caja de 100 mm
3104.S	147	Martellina con manico disassato cassa 100 mm	Offset handle 100 mm body	Martelet avec poignée dècalée caisse 100 mm	Maneta con mango descentrado Caja de 100 mm
3105	146	Martellina cassa 100 mm	Handle body 100 mm	Martelet Caisse 100 mm	Maneta Caja de 100 mm
3105.1	146	Martellina cassa 100 mm	Handle body 100 mm	Martelet caisse 100 mm	Maneta Caja de 100 mm
3105.25	146	Martellina cassa 100 mm	Handle body 100 mm	Martelet caisse 100 mm	Maneta Caja de 100 mm
3106	148	Martellina ribassata	Reduced handle	Béquille à poignée - baissée	Maneta rebajada
3106	554	Martellina ribassata	Reduced handle	Béquille à poignée - baissée	Maneta rebajada
3106.30	148	Martellina ribassata	Reduced handle	Béquille à poignée - baissée	Maneta rebajada
3106.30	554	Martellina ribassata	Reduced handle	Béquille à poignée - baissée	Maneta rebajada
3134	205	Doppia maniglia in acciaio inox	Double handle in stainless steel	Bequille double en acier inox	Manilla doble de acero inox
3303.10D	257	Kit cerniere a scomparsa per A/R	Concealed hinge kit for T&T	Kit paumelles invisibles por O/B	Kit bisagras ocultas para O/B
3303.10S	257	Kit cerniere a scomparsa per A/R	Concealed hinge kit for T&T	Kit paumelles invisibles por O/B	Kit bisagras ocultas para O/B
3303.11D	257	Kit cerniere a scomparsa per A/R	Concealed hinge kit for T&T	Kit paumelles invisibles por O/B	Kit bisagras ocultas para O/B
3303.11S	257	Kit cerniere a scomparsa per A/R	Concealed hinge kit for T&T	Kit paumelles invisibles por O/B	Kit bisagras ocultas para O/B

ART	Pagine	Descrizione ita	Descrizione eng	Descrizione fra	Descrione esp
3303.12D	283	Cerniera a scomparsa inferiore regolabile per A/R	Adjustable lower concealed hinge for T&T	Paumelle invisible inférieure réglable por O/B	Bisagra oculta inferior para O/B
3303.12S	283	Cerniera a scomparsa inferiore regolabile per A/R	Adjustable lower concealed hinge for T&T	Paumelle invisible inférieure réglable por O/B	Bisagra oculta inferior para O/B
3303.20D	258	Kit cerniere a scomparsa per A/R	Concealed hinge kit for T&T	Kit paumelles invisibles por O/B	Kit bisagras ocultas para O/B
3303.20S	258	Kit cerniere a scomparsa per A/R	Concealed hinge kit for T&T	Kit paumelles invisibles por O/B	Kit bisagras ocultas para O/B
3303.21D	258	Kit cerniere a scomparsa per A/R	Concealed hinge kit for T&T	Kit paumelles invisibles por O/B	Kit bisagras ocultas para O/B
3303.21S	258	Kit cerniere a scomparsa per A/R	Concealed hinge kit for T&T	Kit paumelles invisibles por O/B	Kit bisagras ocultas para O/B
3303.70	102	Cerniere a scomparsa regolabili per apertura a vasistas	Concealed adjustable hinges for transom opening	pour vasistas | Bisagra ocultada para basculante	Bisagra ocultada para basculante
3303.71D	284	Cerniera a scomparsa inferiore regolabile per A/R	Adjustable lower concealed hinge for T&T	Paumelle invisible inférieure réglable por O/B	Bisagra oculta inferior para O/B
3303.71S	284	Cerniera a scomparsa inferiore regolabile per A/R	Adjustable lower concealed hinge for T&T	Paumelle invisible inférieure réglable por O/B	Bisagra oculta inferior para O/B
3303D	284	Cerniera a scomparsa inferiore regolabile per A/R	Adjustable lower concealed hinge for T&T	Paumelle invisible inférieure réglable por O/B	Bisagra oculta inferior para O/B
3303L.10D	257	Kit cerniere a scomparsa per A/R	Concealed hinge kit for T&T	Kit paumelles invisibles por O/B	Kit bisagras ocultas para O/B
3303L.10S	257	Kit cerniere a scomparsa per A/R	Concealed hinge kit for T&T	Kit paumelles invisibles por O/B	Kit bisagras ocultas para O/B
3303L.11D	257	Kit cerniere a scomparsa per A/R	Concealed hinge kit for T&T	Kit paumelles invisibles por O/B	Kit bisagras ocultas para O/B
3303L.11S	257	Kit cerniere a scomparsa per A/R	Concealed hinge kit for T&T	Kit paumelles invisibles por O/B	Kit bisagras ocultas para O/B
3303L.20D	258	Kit cerniere a scomparsa per A/R	Concealed hinge kit for T&T	Kit paumelles invisibles por O/B	Kit bisagras ocultas para O/B
3303L.20S	258	Kit cerniere a scomparsa per A/R	Concealed hinge kit for T&T	Kit paumelles invisibles por O/B	Kit bisagras ocultas para O/B
3303L.21D	258	Kit cerniere a scomparsa per A/R	Concealed hinge kit for T&T	Kit paumelles invisibles por O/B	Kit bisagras ocultas para O/B
3303L.21S	258	Kit cerniere a scomparsa per A/R	Concealed hinge kit for T&T	Kit paumelles invisibles por O/B	Kit bisagras ocultas para O/B
3303S	284	Cerniera a scomparsa inferiore regolabile per A/R	Adjustable lower concealed hinge for T&T	Paumelle invisible inférieure réglable por O/B	Bisagra oculta inferior para O/B
3304.10D	257	Kit cerniere a scomparsa per A/R	Concealed hinge kit for T&T	Kit paumelles invisibles por O/B	Kit bisagras ocultas para O/B
3304.10S	257	Kit cerniere a scomparsa per A/R	Concealed hinge kit for T&T	Kit paumelles invisibles por O/B	Kit bisagras ocultas para O/B
3304.11D	257	Kit cerniere a scomparsa per A/R	Concealed hinge kit for T&T	Kit paumelles invisibles por O/B	Kit bisagras ocultas para O/B
3304.11S	257	Kit cerniere a scomparsa per A/R	Concealed hinge kit for T&T	Kit paumelles invisibles por O/B	Kit bisagras ocultas para O/B
3304.12D	283	Cerniera a scomparsa inferiore regolabile per A/R	Adjustable lower concealed hinge for T&T	Paumelle invisible inférieure réglable por O/B	Bisagra oculta inferior para O/B
3304.12S	283	Cerniera a scomparsa inferiore regolabile per A/R	Adjustable lower concealed hinge for T&T	Paumelle invisible inférieure réglable por O/B	Bisagra oculta inferior para O/B
3304.20D	258	Kit cerniere a scomparsa per A/R	Concealed hinge kit for T&T	Kit paumelles invisibles por O/B	Kit bisagras ocultas para O/B
3304.20S	258	Kit cerniere a scomparsa per A/R	Concealed hinge kit for T&T	Kit paumelles invisibles por O/B	Kit bisagras ocultas para O/B
3304.21D	258	Kit cerniere a scomparsa per A/R	Concealed hinge kit for T&T	Kit paumelles invisibles por O/B	Kit bisagras ocultas para O/B
3304.21S	258	Kit cerniere a scomparsa per A/R	Concealed hinge kit for T&T	Kit paumelles invisibles por O/B	Kit bisagras ocultas para O/B
3304.70	102	Cerniere a scomparsa regolabili per apertura a vasistas	Concealed adjustable hinges for transom opening	Paumelle invisible reglable pour vasistas	Bisagra ocultada para basculante
3304.71D	284	Cerniera a scomparsa inferiore regolabile per A/R	Adjustable lower concealed hinge for T&T	Paumelle invisibles inférieure règlable por O/B	Bisagra oculta inferior para O/B
3304.71S	284	Cerniera a scomparsa inferiore regolabile per A/R	Adjustable lower concealed hinge for T&T	Paumelle invisibles inférieure règlable por O/B	Bisagra oculta inferior para O/B
3304D	284	Cerniera a scomparsa inferiore regolabile per A/R	Adjustable lower concealed hinge for T&T	Paumelle invisibles inférieure règlable por O/B	Bisagra oculta inferior para O/B
3304L.10D	257	Kit cerniere a scomparsa per A/R	Concealed hinge kit for T&T	Kit paumelles invisibles por O/B	Kit bisagras ocultas para O/B
3304L.10S	257	Kit cerniere a scomparsa per A/R	Concealed hinge kit for T&T	Kit paumelles invisibles por O/B	Kit bisagras ocultas para O/B
3304L.11D	257	Kit cerniere a scomparsa per A/R	Concealed hinge kit for T&T	Kit paumelles invisibles por O/B	Kit bisagras ocultas para O/B
3304L.11S	257	Kit cerniere a scomparsa per A/R	Concealed hinge kit for T&T	Kit paumelles invisibles por O/B	Kit bisagras ocultas para O/B
3304L.20D	258	Kit cerniere a scomparsa per A/R	Concealed hinge kit for T&T	Kit paumelles invisibles por O/B	Kit bisagras ocultas para O/B
3304L.20S	258	Kit cerniere a scomparsa per A/R	Concealed hinge kit for T&T	Kit paumelles invisibles por O/B	Kit bisagras ocultas para O/B
3304L.21D	258	Kit cerniere a scomparsa per A/R	Concealed hinge kit for T&T	Kit paumelles invisibles por O/B	Kit bisagras ocultas para O/B
3304L.21S	258	Kit cerniere a scomparsa per A/R	Concealed hinge kit for T&T	Kit paumelles invisibles por O/B	Kit bisagras ocultas para O/B
3304S	284	Cerniera a scomparsa inferiore regolabile per A/R	Adjustable lower concealed hinge for T&T	Paumelle invisibles inférieure règlable por O/B	Bisagra oculta inferior para O/B
3310.50	273	Supporto anta autodimante	Self-positioninig -sash support	Support auto positionnant	Soporte con auto colocación
3311.10D	260	Kit cerniere a scomparsa per A/R	Concealed hinge kit for T&T	Kit paumelles invisibles por O/B	Kit bisagras ocultas para O/B
3311.10S	260	Kit cerniere a scomparsa per A/R	Concealed hinge kit for T&T	Kit paumelles invisibles por O/B	Kit bisagras ocultas para O/B
3311.11D	260	Kit cerniere a scomparsa per A/R	Concealed hinge kit for T&T	Kit paumelles invisibles por O/B	Kit bisagras ocultas para O/B
3311.11S	260	Kit cerniere a scomparsa per A/R	Concealed hinge kit for T&T	Kit paumelles invisibles por O/B	Kit bisagras ocultas para O/B
3311.12D	286	Cerniera a scomparsa inferiore regolabile per A/R	Adjustable lower concealed hinge for T&T	Paumelle invisibles inférieure règlable por O/B	Bisagra oculta inferior para O/B
3311.12S	286	Cerniera a scomparsa inferiore regolabile per A/R	Adjustable lower concealed hinge for T&T	Paumelle invisibles inférieure règlable por O/B	Bisagra oculta inferior para O/B
3311.20D	261	Kit cerniere a scomparsa per A/R	Concealed hinge kit for T&T	Kit paumelles invisibles por O/B	Kit bisagras ocultas para O/B
3311.20S	261	Kit cerniere a scomparsa per A/R	Concealed hinge kit for T&T	Kit paumelles invisibles por O/B	Kit bisagras ocultas para O/B
3311.21D	261	Kit cerniere a scomparsa per A/R	Concealed hinge kit for T&T	Kit paumelles invisibles por O/B	Kit bisagras ocultas para O/B
3311.21S	261	Kit cerniere a scomparsa per A/R	Concealed hinge kit for T&T	Kit paumelles invisibles por O/B	Kit bisagras ocultas para O/B
3311.70	98	Cerniere a scomparsa regolabili per apertura a vasistas	Concealed adjustable hinges for transom opening	Paumelle invisible reglable pour vasistas	Bisagra ocultada para basculante
3311.71D	287	Cerniera a scomparsa inferiore regolabile per A/R	Adjustable lower concealed hinge for T&T	Paumelle invisibles inférieure règlable por O/B	Bisagra oculta inferior para O/B
3311.71S	287	Cerniera a scomparsa inferiore regolabile per A/R	Adjustable lower concealed hinge for T&T	Paumelle invisibles inférieure règlable por O/B	Bisagra oculta inferior para O/B
3311D	287	Cerniera a scomparsa inferiore regolabile per A/R	Adjustable lower concealed hinge for T&T	Paumelle invisibles inférieure règlable por O/B	Bisagra oculta inferior para O/B
3311L.10D	260	Kit cerniere a scomparsa per A/R	Concealed hinge kit for T&T	Kit paumelles invisibles por O/B	Kit bisagras ocultas para O/B
3311L.10S	260	Kit cerniere a scomparsa per A/R	Concealed hinge kit for T&T	Kit paumelles invisibles por O/B	Kit bisagras ocultas para O/B
3311L.11D	260	Kit cerniere a scomparsa per A/R	Concealed hinge kit for T&T	Kit paumelles invisibles por O/B	Kit bisagras ocultas para O/B
3311L.11S	260	Kit cerniere a scomparsa per A/R	Concealed hinge kit for T&T	Kit paumelles invisibles por O/B	Kit bisagras ocultas para O/B
3311L.20D	261	Kit cerniere a scomparsa per A/R	Concealed hinge kit for T&T	Kit paumelles invisibles por O/B	Kit bisagras ocultas para O/B
3311L.20S	261	Kit cerniere a scomparsa per A/R	Concealed hinge kit for T&T	Kit paumelles invisibles por O/B	Kit bisagras ocultas para O/B
3311L.21D	261	Kit cerniere a scomparsa per A/R	Concealed hinge kit for T&T	Kit paumelles invisibles por O/B	Kit bisagras ocultas para O/B
3311L.21S	261	Kit cerniere a scomparsa per A/R	Concealed hinge kit for T&T	Kit paumelles invisibles por O/B	Kit bisagras ocultas para O/B
3311S	287	Cerniera a scomparsa inferiore regolabile per A/R	Adjustable lower concealed hinge for T&T	Paumelle invisibles inférieure règlable por O/B	Bisagra oculta inferior para O/B
3312.10D	260	Kit cerniere a scomparsa per A/R	Concealed hinge kit for T&T	Kit paumelles invisibles por O/B	Kit bisagras ocultas para O/B
3312.10S	260	Kit cerniere a scomparsa per A/R	Concealed hinge kit for T&T	Kit paumelles invisibles por O/B	Kit bisagras ocultas para O/B
3312.11D	260	Kit cerniere a scomparsa per A/R	Concealed hinge kit for T&T	Kit paumelles invisibles por O/B	Kit bisagras ocultas para O/B
3312.11S	260	Kit cerniere a scomparsa per A/R	Concealed hinge kit for T&T	Kit paumelles invisibles por O/B	Kit bisagras ocultas para O/B
3312.12D	286	Cerniera a scomparsa inferiore regolabile per A/R	Adjustable lower concealed hinge for T&T	Paumelle invisibles inférieure règlable por O/B	Bisagra oculta inferior para O/B
3312.12S	286	Cerniera a scomparsa inferiore regolabile per A/R	Adjustable lower concealed hinge for T&T	Paumelle invisibles inférieure règlable por O/B	Bisagra oculta inferior para O/B
3312.20D	261	Kit cerniere a scomparsa per A/R	Concealed hinge kit for T&T	Kit paumelles invisibles por O/B	Kit bisagras ocultas para O/B
3312.20S	261	Kit cerniere a scomparsa per A/R	Concealed hinge kit for T&T	Kit paumelles invisibles por O/B	Kit bisagras ocultas para O/B

ART	Pagine	Descrizione ita	Descrizione eng	Descrizione fra	Descrione esp
3312.21D	261	Kit cerniere a scomparsa per A/R	Concealed hinge kit for T&T	Kit paumelles invisibles por O/B	Kit bisagras ocultas para O/B
3312.21S	261	Kit cerniere a scomparsa per A/R	Concealed hinge kit for T&T	Kit paumelles invisibles por O/B	Kit bisagras ocultas para O/B
3312.70	98	Cerniere a scomparsa regolabili per apertura a vasistas	Concealed adjustable hinges for transom opening	Paumelle invisible reglable pour vasistas	Bisagra ocultada para basculante
3312.71D	287	Cerniera a scomparsa inferiore regolabile per A/R	Adjustable lower concealed hinge for T&T	Paumelle invisibles inférieure règlable por O/B	Bisagra oculta inferior para O/B
3312.71S	287	Cerniera a scomparsa inferiore regolabile per A/R	Adjustable lower concealed hinge for T&T	Paumelle invisibles inférieure règlable por O/B	Bisagra oculta inferior para O/B
3312D	287	Cerniera a scomparsa inferiore regolabile per A/R	Adjustable lower concealed hinge for T&T	Paumelle invisibles inférieure règlable por O/B	Bisagra oculta inferior para O/B
3312L.10D	260	Kit cerniere a scomparsa per A/R	Concealed hinge kit for T&T	Kit paumelles invisibles por O/B	Kit bisagras ocultas para O/B
3312L.10S	260	Kit cerniere a scomparsa per A/R	Concealed hinge kit for T&T	Kit paumelles invisibles por O/B	Kit bisagras ocultas para O/B
3312L.11D	260	Kit cerniere a scomparsa per A/R	Concealed hinge kit for T&T	Kit paumelles invisibles por O/B	Kit bisagras ocultas para O/B
3312L.11S	260	Kit cerniere a scomparsa per A/R	Concealed hinge kit for T&T	Kit paumelles invisibles por O/B	Kit bisagras ocultas para O/B
3312L.20D	261	Kit cerniere a scomparsa per A/R	Concealed hinge kit for T&T	Kit paumelles invisibles por O/B	Kit bisagras ocultas para O/B
3312L.20S	261	Kit cerniere a scomparsa per A/R	Concealed hinge kit for T&T	Kit paumelles invisibles por O/B	Kit bisagras ocultas para O/B
3312L.21D	261	Kit cerniere a scomparsa per A/R	Concealed hinge kit for T&T	Kit paumelles invisibles por O/B	Kit bisagras ocultas para O/B
3312L.21S	261	Kit cerniere a scomparsa per A/R	Concealed hinge kit for T&T	Kit paumelles invisibles por O/B	Kit bisagras ocultas para O/B
3312S	287	Cerniera a scomparsa inferiore regolabile per A/R	Adjustable lower concealed hinge for T&T	Paumelle invisibles inférieure règlable por O/B	Bisagra oculta inferior para O/B
3313.20D	313	Cerniera a scomparsa con braccio regolabile per A/R e A/R logica	Concealed hinge with adjustable arm for T&T and logic T&T	Paumelle invisible avec bras reglable pour O/B et logique	Bisagra oculta con compás de regulación para O/B y O/B logíca
3313.20S	313	Cerniera a scomparsa con braccio regolabile per A/R e A/R logica	Concealed hinge with adjustable arm for T&T and logic T&T	Paumelle invisible avec bras reglable pour O/B et logique	Bisagra oculta con compás de regulación para O/B y O/B logíca
3313.21D	313	Cerniera a scomparsa con braccio regolabile per A/R e A/R logica	Concealed hinge with adjustable arm for T&T and logic T&T	Paumelle invisible avec bras reglable pour O/B et logique	Bisagra oculta con compás de regulación para O/B y O/B logíca
3313.21S	313	Cerniera a scomparsa con braccio regolabile per A/R e A/R logica	Concealed hinge with adjustable arm for T&T and logic T&T	Paumelle invisible avec bras reglable pour O/B et logique	Bisagra oculta con compás de regulación para O/B y O/B logíca
3313.70	100	Cerniere a scomparsa regolabili per apertura a vasistas	Concealed adjustable hinges for transom opening	Paumelle invisible reglable pour vasistas	Bisagra ocultada para basculante
3313.71D	331	Cerniera a scomparsa superiore regolabile per battente	Upper concealed hinge for T&T	Paumelle invisible superieur pour O/B	Bisagra ocultada superior para O/B
3313.71S	331	Cerniera a scomparsa superiore regolabile per battente	Upper concealed hinge for T&T	Paumelle invisible superieur pour O/B	Bisagra ocultada superior para O/B
3313D	312	Cerniera a scomparsa inferiore regolabile per A/R	Adjustable lower concealed hinge for T&T	Paumelle invisibles inférieure règlable por O/B	Bisagra oculta inferior para O/B
3313L.20D	313	Cerniera a scomparsa con braccio regolabile per A/R e A/R logica	Concealed hinge with adjustable arm for T&T and logic T&T	Paumelle invisible avec bras reglable pour O/B et logique	Bisagra oculta con compás de regulación para O/B y O/B logíca
3313L.20S	313	Cerniera a scomparsa con braccio regolabile per A/R e A/R logica	Concealed hinge with adjustable arm for T&T and logic T&T	Paumelle invisible avec bras reglable pour O/B et logique	Bisagra oculta con compás de regulación para O/B y O/B logíca
3313L.21D	313	Cerniera a scomparsa con braccio regolabile per A/R e A/R logica	Concealed hinge with adjustable arm for T&T and logic T&T	Paumelle invisible avec bras reglable pour O/B et logique	Bisagra oculta con compás de regulación para O/B y O/B logíca
3313L.21S	313	Cerniera a scomparsa con braccio regolabile per A/R e A/R logica	Concealed hinge with adjustable arm for T&T and logic T&T	Paumelle invisible avec bras reglable pour O/B et logique	Bisagra oculta con compás de regulación para O/B y O/B logíca
3313S	312	Cerniera a scomparsa inferiore regolabile per A/R	Adjustable lower concealed hinge for T&T	Paumelle invisibles inférieure règlable por O/B	Bisagra oculta inferior para O/B
3320F.1	252	Kit chiusure Ween	Ween closing kit	Kit de fermeture Ween	Kit de cierre Ween
3320F.2	254	Kit chiusure Ween	Ween closing kit	Kit de fermeture Ween	Kit de cierre Ween
3320F.3	253	Kit chiusure Ween	Ween closing kit	Kit de fermeture Ween	Kit de cierre Ween
3320F.4	254	Kit chiusure Ween	Ween closing kit	Kit de fermeture Ween	Kit de cierre Ween
3320G.1	255	Kit chiusure Ween	Ween closing kit	Kit de fermeture Ween	Kit de cierre Ween
3320G.3	256	Kit chiusure Ween	Ween closing kit	Kit de fermeture Ween	kit de cierre Ween
3320LF.1	252	Kit chiusure Ween	Ween closing kit	Kit de fermeture Ween	kit de cierre Ween
3320LF.3	253	Kit chiusure Ween	Ween closing kit	Kit de fermeture Ween	Kit de cierre Ween
3320LG.1	255	Kit chiusure Ween	Ween closing kit	Kit de fermeture Ween	Kit de cierre Ween
3321G.1	306	Kit chiusure Ween	Ween closing kit	Kit de fermeture Ween	Kit de cierre Ween
3321G.2	307	Kit chiusure Ween	Ween closing kit	Kit de fermeture Ween	Kit de cierre Ween
3321G.3	308	Kit chiusure Ween	Ween closing kit	Kit de fermeture Ween	Kit de cierre Ween
3321G.4	309	Kit chiusure Ween	Ween closing kit	Kit de fermeture Ween	Kit de cierre Ween
3321LG.1	306	Kit chiusure Ween	Ween closing kit	Kit de fermeture Ween	Kit de cierre Ween
3321LG.2	307	Kit chiusure Ween	Ween closing kit	Kit de fermeture Ween	Kit de cierre Ween
3321LG.3	308	Kit chiusure Ween	Ween closing kit	Kit de fermeture Ween	Kit de cierre Ween
3325LF.1	381	Kit base anta a ribalta automatica	Base kit for automatic tilt and turn	Kit pour vantail oscillo-battant motorisèe	Kit oscilo batiente motorizado
3400.20	265	Braccio anta ribalta Ween	Ween tilt and turn arm	Bras oscillo-battant Ween	Compás oscilobatiente Ween
3400.21	265	Braccio anta ribalta Ween	Ween tilt and turn arm	Bras oscillo-battant Ween	Compás oscilobatiente Ween
3400.22	265	Braccio anta ribalta Ween	Ween tilt and turn arm	Bras oscillo-battant Ween	Compás oscilobatiente Ween
3400.23	289	Kit Cerniere e braccio Ween per anta affiancata	Passive sash Ween hinge and arm	Charnières et bras pour dormant	Bisagras y compás para hoja pasiva
3400.24	263	Kit Cerniere Ween	Ween hinge	Charnières Ween	Bisagras Ween
3400.35	278	Chiusura orizzontale	Extra locking point	Point de fermeture supplémentaire	Punto de cierre extra
3400.39	279	Microventilazione	Microventilation	Dispositif de micro-ventilation	Dispositivo de microventilación
3400.50	264	Kit Cerniere Ween	Ween hinge	Charnières Ween	Bisagras Ween
3400A.53	280	Punti di chiusura antieffrazione	Burglary-resistant locking points	Points de fermeture antieffraction	Puntos de cierre anti-efracción
3400F.1	268	Anta ribalta Ween 100 kg CE	Ween tilt and turn CE 100 KG	Oscillo-battant Ween 100 KG	Oscilobatiente Ween 100 KG
3400F.32	276	Punti di chiusura supplementare	Extra locking pin	Pivot de fermeture supplementaire	Pernio de cierre suplementario
3400G.30	277	Braccio supplementare per anta ribalta	Tilt and turn additional arm	Bras supplementaire oscillo-battant	Compás suplementario oscilobatiente
3400G.31	276	Kit anta ribalta automatica	kit for automatic tilt and turn	Kit pour vantail oscillo-battant motorisée	Kit oscilo batiente motorizado
3400L.20	265	Braccio anta ribalta Ween	Ween tilt and turn arm	Bras oscillo-battant Ween	Compás oscilobatiente Ween
3400L.21	265	Braccio anta ribalta Ween	Ween tilt and turn arm	Bras oscillo-battant Ween	Compás oscilobatiente Ween
3400L.22	265	Braccio anta ribalta Ween	Ween tilt and turn arm	Bras oscillo-battant Ween	Compás oscilobatiente Ween
3400LF.1	268	Anta ribalta Ween 100 kg CE	Ween tilt and turn CE 100 KG	Oscillo-battant Ween 100 KG	Oscilobatiente Ween 100 KG
3400LG.30	277	Braccio supplementare per anta ribalta	Tilt and turn additional arm	Bras supplementaire oscillo-battant	Compás suplementario oscilobatiente
3420.23	289	Kit Cerniere e braccio Ween per anta affiancata	Passive sash Ween hinge and arm	Charnières et bras pour dormant	Bisagras y compás para hoja pasiva
3420.24	264	Kit Cerniere Ween	Ween hinge	Charnières Ween	Bisagras Ween
3420.25	293	Braccio per anta affiancata	Passive sash arm	Bras pour dormant	Compás para hoja pasiva
3420.34	40	Catenaccio a leva	Lever bolt	Verrou a levier	Pasador de leva
3420.52	263	Kit Cerniere Ween	Ween hinge	Charnières Ween	Bisagras Ween

ART	Pagine	Descrizione ita	Descrizione eng	Descrizione fra	Descrione esp
3420.71	418	Cerniera a pettine in alluminio estruso	Comb hinge in extruded aluminium	Paumelle a peigne en aluminium extrudé	Bisagras de tres alas de aluminio extruido
3420.72	418	Cerniera a pettine in alluminio estruso	Comb hinge in extruded aluminium	paumelle a peigne en aluminium extrudé	Bisagras de tres alas de aluminio extrudio
3420F.1	270	Anta ribalta Ween 160 kg CE	Ween tilt and turn CE 160 KG	Oscillo-battant Ween 160 KG	Oscilobatiente Ween 160 KG
3420F.31	276	Kit chiusure verticali e orizzontali	Kit locking points	Kit points de fermeture	Kit puntos de cierre
3420LF.1	270	Anta ribalta Ween 160 kg CE	Ween tilt and turn CE 160 KG	Oscillo-battant Ween 160 KG	Oscilobatiente Ween 160 KG
3421.20	311	Braccio anta ribalta Ween	Ween tilt and turn arm	Bras oscillo-battant Ween	Compás oscilobatiente Ween
3421.21	311	Braccio anta ribalta Ween	Ween tilt and turn arm	Bras oscillo-battant Ween	Compás oscilobatiente Ween
3421.22	311	Braccio anta ribalta Ween	Ween tilt and turn arm	Bras oscillo-battant Ween	Compás oscilobatiente Ween
3421.23	327	Kit Cerniere e braccio Ween per anta affiancata	Passive sash Ween hinge and arm	Charnières et bras pour dormant	Bisagras y compás para hoja pasiva
3421.24	310	Kit Cerniere ween	ween hinge	Charnières Ween	Bisagras Ween
3421.25	329	Braccio per anta affiancata	Passive sash arm	Bras pour dormant	Compás para hoja pasiva
3421.31	319	Kit chiusure verticali e orizzontali	Kit locking points	Kit points de fermeture	Kit puntos de cierre
3421.32	319	Kit chiusure verticali e orizzontali	Kit locking points	Kit points de fermeture	Kit puntos de cierre
3421.35	322	Chiusura orizzontale per Ween	Extra locking point for Ween	Point de fermeture supplémentaire pour Ween	Punto de cierre extra para Ween
3421.39	321	Microventilazione	Microventilation	Dispositif de micro-ventilation	Dispositivo de microventilación
3421.50	323	Dima Ween per vite 140 Kg	Ween 140 Kg template	Gabarit 140 Kg Ween	Plantilla 140 Kg Ween
3421.71	418	Cerniera a pettine in alluminio estruso	Comb hinge in extruded aluminium	Paumelle a peigne en aluminium extrudé	Bisagras de tres alas de aluminio extruido
3421A.53	324	Punti di chiusura antieffrazione	Burglary-resistant locking points	Points de fermeture antieffraction	Puntos de cierre anti-efracción
3421G.1	314	Anta ribalta Ween 140 kg ERRE40	Ween tilt and turn ERRE40 140 KG	Oscillo-battant Ween 140 KG ERRE40	Oscilobatiente Ween 140 KG ERRE40
3421L.20	311	Braccio anta ribalta Ween	Ween tilt and turn arm	Bras oscillo-battant Ween	Compás oscilobatiente Ween
3421L.21	311	Braccio anta ribalta Ween	Ween tilt and turn arm	Bras oscillo-battant Ween	Compás oscilobatiente Ween
3421L.22	311	Braccio anta ribalta Ween	Ween tilt and turn arm	Bras oscillo-battant Ween	Compás oscilobatiente Ween
3421LG.1	314	Anta ribalta Ween 140 kg ERRE40	Ween tilt and turn ERRE40 140 KG	Oscillo-battant Ween 140 KG ERRE40	Oscilobatiente Ween 140 KG ERRE40
3450F.1	271	Anta ribalta Ween 160 kg CE	Ween tilt and turn CE 160 KG	Oscillo-battant Ween 160 KG	Oscilobatiente Ween 160 KG
3450LF.1	271	Anta ribalta Ween 160 kg CE	Ween tilt and turn CE 160 KG	Oscillo-battant Ween 160 KG	Oscilobatiente Ween 160 KG
3451G.1	315	Anta ribalta Ween 140 kg ERRE40	Ween tilt and turn ERRE40 140 KG	Oscillo-battant Ween 140 KG ERRE40	Oscilobatiente Ween 140 KG ERRE40
3520.20	341	Braccio anta ribalta 2.0	2.0 tilt and turn arm	Bras oscillo-battant 2.0	Compás oscilobatiente 2.0
3520.21	341	Braccio anta ribalta 2.0	2.0 tilt and turn arm	Bras oscillo-battant 2.0	Compás oscilobatiente 2.0
3520.22	341	Braccio anta ribalta 2.0	2.0 tilt and turn arm	Bras oscillo-battant 2.0	Compás oscilobatiente 2.0
3520.3	339	Anta ribalta per CE	Tilt and turn for CE	Vantail oscillo-battant pour CE	Oscilobatiente para CE
3520.30	277	Braccio supplementare per anta ribalta	Tilt and turn additional arm	Bras supplementaire oscillo-battant	Compás suplementario oscilobatiente
3520.31	342	Chiusure verticali per 2.0	Kit locking points 2.0	Kit points de fermeture 2.0	Kit puntos de cierre 2.0
3520.32	342	Punti di chiusura supplementare	Extra locking pin	Pivot de fermeture supplementaire	Pernio de cierre suplementario
3520.33	233	Kit sostegno anta	Shutter support kit	Kit support vantail	Kit de soporte de hoja
3520.34	41	Catenaccio a leva	Lever bolt	Verrou a levier	Pasador de leva
3520.39	279	Microventilazione	Microventilation	Dispositif de micro-ventilation	Dispositivo de microventilación
3520.4	339	Anta ribalta per CE	Tilt and turn for CE	Vantail oscillo-battant pour CE	Oscilobatiente para CE
3520.6	339	Anta ribalta per CE	Tilt and turn for CE	Vantail oscillo-battant pour CE	Oscilobatiente para CE
3521.30	320	Braccio supplementare per anta ribalta	Tilt and turn additional arm	Bras supplementaire oscillo-battant	Compás suplementario oscilobatiente
3521.33	233	Kit sostegno anta	Shutter support kit	Kit support vantail	Kit de soporte de hoja
3521L.30	320	Braccio supplementare per anta ribalta	Tilt and turn additional arm	Bras supplementaire oscillo-battant	Compás suplementario oscilobatiente
3522.1	346	Anta ribalta per nuovo nc 40 sorm	Tilt and turn for new overlapping nc 40	Vantail oscillo-battant pour nouveau nc 40 superp.	Oscilobatiente para nuovo nc 40 solapado
3522.2	346	Anta ribalta per nuovo nc 40 sorm	Tilt and turn for new overlapping nc 40	Vantail oscillo-battant pour nouveau nc 40 superp.	Oscilobatiente para nuovo nc 40 solapado
3522.31	347	Chiusura supplementare laterale	Side supplementary closing	Fermeture latérale supplémentaire	Cierre lateral adicional
3522.32	347	Punto di chiusura supplementare	Supplementary locking point	Point de verrouillage supplémentaire	Punto de cierre adicional
3523.1	348	Anta ribalta per all.co 5 sorm.	Tilt and turn for overlapping all.co 5	Vantail oscillo-battant pour all.co 5 superp.	Hoja oscilobatiente para all.co 5 solapado
3523.20	349	Braccio anta ribalta 2.0	2.0 tilt and turn arm	Bras oscillo-battant 2.0	Compás oscilobatiente 2.0
3523.21	349	Braccio anta ribalta 2.0	2.0 tilt and turn arm	Bras oscillo-battant 2.0	Compás oscilobatiente 2.0
3523.22	349	Braccio anta ribalta 2.0	2.0 tilt and turn arm	Bras oscillo-battant 2.0	Compás oscilobatiente 2.0
3523.31	350	Chiusura supplementare laterale	Side supplementary closing	Fermeture latérale supplémentaire	Cierre lateral adicional
3523.32	350	Punto di chiusura supplementare	Supplementary locking point	Point de verrouillage supplémentaire	Punto de cierre adicional
3523.71	416	Cerniera a collo lungo	Long-neck hinge	Paumelle decalee	Bisagra de cuerpo largo
3524.1	351	Anta ribalta per ekip 40 sorm.	Tilt and turn for overlapping ekip 40	Vantail oscillo-battant pour ekip 40 superp.	Hoja oscilobatiente para ekip 40 solapado
3524.31	353	Chiusura supplementare laterale	Side supplementary closing	Fermeture latérale supplémentaire	Cierre lateral adicional
3524.32	353	Punto di chiusura supplementare	Supplementary locking point	Point de verrouillage supplémentaire	Punto de cierre adicional
3526.1	354	Anta ribalta per all.co p4 sorm.	Tilt and turn for overlapping all.co p4	Vantail oscillo-battant pour all.co p4 superp.	Hoja oscilobatiente para all.co p4 solapado
3526.20	355	Braccio anta ribalta 2.0	2.0 tilt and turn arm	Bras oscillo-battant 2.0	Compás oscilobatiente 2.0
3526.21	355	Braccio anta ribalta 2.0	2.0 tilt and turn arm	Bras oscillo-battant 2.0	Compás oscilobatiente 2.0
3526.22	355	Braccio anta ribalta 2.0	2.0 tilt and turn arm	Bras oscillo-battant 2.0	Compás oscilobatiente 2.0
3526.31	356	Chiusura supplementare laterale	Side supplementary closing	Fermeture latérale supplémentaire	Cierre lateral adicional
3526.32	356	Punto di chiusura supplementare	Supplementary locking point	Point de verrouillage supplémentaire	Punto de cierre adicional
3530.2	339	Anta ribalta per CE	Tilt and turn for CE	Vantail oscillo-battant pour CE	Oscilobatiente para CE
3530.3	339	Anta ribalta per CE	Tilt and turn for CE	Vantail oscillo-battant pour CE	Oscilobatiente para CE
3530.4	339	Anta ribalta per CE	Tilt and turn for CE	Vantail oscillo-battant pour CE	Oscilobatiente para CE
3532.1	346	Anta ribalta per nuovo nc 40 sorm	Tilt and turn for new overlapping nc 40	Vantail oscillo-battant pour nouveau nc 40 superp.	Oscilobatiente para nuovo nc 40 solapado
3532.2	346	Anta ribalta per nuovo nc 40 sorm	Tilt and turn for new overlapping nc 40	Vantail oscillo-battant pour nouveau nc 40 superp.	Oscilobatiente para nuovo nc 40 solapado
3533.1	348	Anta ribalta per all.co 5 sorm.	Tilt and turn for overlapping all.co 5	Vantail oscillo-battant pour all.co 5 superp.	Hoja oscilobatiente para all.co 5 solapado
3536.2	354	Anta ribalta per all.co p4 sorm.	Tilt and turn for overlapping all.co p4	Vantail oscillo-battant pour all.co p4 superp.	Hoja oscilobatiente para all.co p4 solapado
3550L.30	277	Braccio supplementare per anta ribalta	Tilt and turn additional arm	Bras supplementaire oscillo-battant	Compás suplementario oscilobatiente
3551A.20	352	Braccio anta ribalta 2.0	2.0 tilt and turn arm	Bras oscillo-battant 2.0	Compás oscilobatiente 2.0
3551A.21	352	Braccio anta ribalta 2.0	2.0 tilt and turn arm	Bras oscillo-battant 2.0	Compás oscilobatiente 2.0
3551A.22	352	Braccio anta ribalta 2.0	2.0 tilt and turn arm	Bras oscillo-battant 2.0	Compás oscilobatiente 2.0
3626.1	213 - 555	Movimentazione bidirezionale	Two-way movement	Mouvement bidirectionnel	Movimiento bidreccional
3626.10	555	Movimentazione bidirezionale	Two-way movement	Mouvement bidirectionnel	Movimiento bidireccional
3626.2	213	Movimentazione bidirezionale	Two-way movement	Mouvement bidirectionnel	Movimiento bidreccional
3626.42	561	Asta filettata, terminali e guida aste	Locking rod kit	Kit tringle de fermeteure	Kit varillas de cierre

ART	Pagine	Descrizione ita	Descrizione eng	Descrizione fra	Descrione esp
3626.43	562	Asta filettata, terminali e guida aste	Locking rod kit	Kit tringle de fermeteure	Kit varillas de cierre
3626.44	563	Asta filettata, terminali e guida aste	Locking rod kit	Kit tringle de fermeteure	Kit varillas de cierre
3626.46	564	Asta filettata, terminali e guida aste	Locking rod kit	Kit tringle de fermeteure	Kit varillas de cierre
3627	217	Movimentazione monodirezionale	One-way movement	Mouvement monodirectionnel	Movimiento monodreccional
3627.10	217	Movimentazione monodirezionale	One-way movement	Mouvement monodirectionnel	Movimiento monodreccional
3627.12	218	Movimentazione monodirezionale	One-way movement	Mouvement monodirectionnel	Movimiento monodreccional
3627.2	218	Movimentazione monodirezionale	One-way movement	Mouvement monodirectionnel	Movimiento monodreccional
3627.20	228	Invertitore di corsa bidirezionale	Bi-directional stroke inverter	Inverseur de course bidirectionel	Inversor de movimentación
3628	220	Movimentazione monodirezionale	One-way movement	Mouvement monodirectionnel	Movimiento monodreccional
3628.10	220	Movimentazione monodirezionale	One-way movement	Mouvement monodirectionnel	Movimiento monodreccional
3628.12	221	Movimentazione monodirezionale	One-way movement	Mouvement monodirectionnel	Movimiento monodreccional
3628.2	221	Movimentazione monodirezionale	One-way movement	Mouvement monodirectionnel	Movimiento monodreccional
3630	214	Movimentazione monodirezionale	One-way movement	Mouvement monodirectionnel	Movimiento monodreccional
3630.10	214	Movimentazione monodirezionale	One-way movement	Mouvement monodirectionnel	Movimiento monodreccional
3630.20	216	Movimentazione monodirezionale	One-way movement	Mouvement monodirectionnel	Movimiento monodreccional
3630.30	216	Movimentazione monodirezionale	One-way movement	Mouvement monodirectionnel	Movimiento monodreccional
3631	215	Movimentazione monodirezionale	One-way movement	Mouvement monodirectionnel	Movimiento monodreccional
3631.10	215	Movimentazione monodirezionale	One-way movement	Mouvement monodirectionnel	Movimiento monodreccional
3631.20	219	Movimentazione monodirezionale	One-way movement	Mouvement monodirectionnel	Movimiento monodreccional
3631.30	219	Movimentazione monodirezionale	One-way movement	Mouvement monodirectionnel	Movimiento monodreccional
3632	222	Deviatore entrata per martellina	Handle positioning diverter	Renvoi de fouillot pour béquille à poignée	Desviador entrada maneta
3633	115	Movimentazione bidirezionale facciata	Bi-directional gearbox for curtain wall	mouvement bi-directionnel pour façade	Mecanismo bidireccional para muro cortina
3633S	115	Movimentazione bidirezionale facciata	Bi-directional gearbox for curtain wall	mouvement bi-directionnel pour façade	Mecanismo bidireccional para muro cortina
3700	128	Coppia cerniere a frizione per bilico	Pair of pivot hinges	paire de paumelle pour pivot	par de bisagras de fricción
3700.10	129	Coppia cerniere a frizione per bilico	pair of pivot hinges	paire de paumelle pour pivot	par de bisagras de fricción para piovotante
3710	131	Kit fissaggio cerniere per bilico	fixing kit for pivot hinges	kit de fixation pour paumelle pivot	Kit de fijación bisagras para pivotante
3710.10	132	Kit chiusura perimetrale per bilico	perimetral Closing kit for pivot	Kit fermeteure périmétrale pour pivot	Kit de fijación bisagras para pivotante
3710.11	132	Kit chiusura perimetrale per bilico	perimetral Closing kit for pivot	Kit fermeteure périmétrale pour pivot	Kit de fijación bisagras para pivotante
3710.12	132	Kit chiusura perimetrale per bilico	perimetral Closing kit for pivot	Kit fermeteure périmétrale pour pivot	Kit de fijación bisagras para pivotante
3710.20	133	Kit chiusura perimetrale supplementare per bilico	Additional perimetral closing kit for pivot	kit fermeteure additionnel périmétrale pour pivot	kit cierre perimetral adicional para piovtante
3710.21	133	Kit chiusura perimetrale supplementare per bilico	Additional perimetral closing kit for pivot	kit fermeteure additionnel périmétrale pour pivot	kit cierre perimetral adicional para piovtante
3710.22	133	Kit chiusura perimetrale supplementare per bilico	Additional perimetral closing kit for pivot	kit fermeteure additionnel périmétrale pour pivot	kit cierre perimetral adicional para piovtante
3711	131	Kit fissaggio cerniere per bilico	fixing kit for pivot hinges	kit de fixation pour paumelle pivot	Kit de fijación bisagras para pivotante
3711.10	132	Kit chiusura perimetrale per bilico	perimetral Closing kit for pivot	Kit fermeteure périmétrale pour pivot	Kit de fijación bisagras para pivotante
3711.20	133	Kit chiusura perimetrale supplementare per bilico	Additional perimetral closing kit for pivot	kit fermeteure additionnel périmétrale pour pivot	kit cierre perimetral adicional para piovtante
3711.30	133	Kit chiusura perimetrale supplementare per bilico	Additional perimetral closing kit for pivot	kit fermeteure additionnel périmétrale pour pivot	kit cierre perimetral adicional para piovtante
3711.40	133	Kit chiusura perimetrale supplementare per bilico	Additional perimetral closing kit for pivot	kit fermeteure additionnel périmétrale pour pivot	kit cierre perimetral adicional para piovtante
3830.1	242	Kit di chiusura per anta a doppia azione battente e limitata	Closing kit for casement and limited opening	Kit de cierre para apertura batiente y limitada	Kit de fermeture pour vantail à double action battante et limitée
3900.200D	536	Gruppo carrelli 100 Kg universali	Rollers set 100 kg universal	Groupe chariots 100 Kg universaux	Patines 100 kg universales
3900.200S	536	Gruppo carrelli 100 Kg universali	Rollers set 100 kg universal	Groupe chariots 100 Kg universaux	Patines 100 kg universales
3910.11	539	Kit cover forbici e chiudi binario per configurazioni portata <100 Kg	Kit of covers for stay arms, and frame closing for configuration <100 Kg	Kit cover compas et ferme voie pour configurations portée <100 Kg	Kit de cubiertas para brazos y guias en configuración hasta 100 Kgs
3910.12	540	Kit cover forbici, rinforzi carrello e cover rinforzi per portate da 100 a 160 Kg	Kit of covers for stay arms, pulley and covers reinforcements for weight >=100 <= 160 Kg	Kit cover compas , supports chariot et cover supports pour portées >=100 <= 160 Kg	Kit de cubiertas para compases y refuerzos de patines, para pesos de 100 hasta 160 Kgs
3915	537	Gruppo forbici indipendenti 160 Kg universali	Stay arms independent 160 kg, universal	Groupe compas indépendants 160 kg universaux	Conjunto de brazos independientes, para 160 Kgs, universal
3920.1	534	Kit chiusure perimentrali versione manuale e semiautomatica	Perimeter locking kit manual and semi-automatic version	Kit fermetures perimetrales version manuelle et semi-automatique	Kit de cierre perimetral en versión manual y semiautomática
3920.2	534	Kit chiusure perimentrali versione manuale e semiautomatica	Perimeter locking kit manual and semi-automatic version	Kit fermetures perimetrales version manuelle et semi-automatique	Kit de cierre perimetral en versión manual y semiautomática
3921.1	535	Kit chiusure perimentrali versione manuale e semiautomatica	Perimeter locking kit manual and semi-automatic version	Kit fermetures perimetrales version manuelle et semi-automatique	Kit de cierre perimetral en versión manual y semiautomática
3921.2	535	Kit chiusure perimentrali versione manuale e semiautomatica	Perimeter locking kit manual and semi-automatic version	Kit fermetures perimetrales version manuelle et semi-automatique	Kit de cierre perimetral en versión manual y semiautomática
3940.11	538	Kit binari, cover e riscontri superiori e inferiore applicazione universale	Kit of guides, covers, upper and lower strikers. Universal application.	Kit voies, cover et gâches supérieure et inférieure application universelle	Kit de guias, tapas y cerraderos superior e inferior de aplicación universal.
3940.12	538	Kit binari, cover e riscontri superiori e inferiore applicazione universale	Kit of guides, covers, upper and lower strikers. Universal application.	Kit voies, cover et gâches supérieure et inférieure application universelle	Kit de guias, tapas y cerraderos superior e inferior de aplicación universal.
3940.13	538	Kit binari, cover e riscontri superiori e inferiore applicazione universale	Kit of guides, covers, upper and lower strikers. Universal application.	Kit voies, cover et gâches supérieure et inférieure application universelle	Kit de guias, tapas y cerraderos superior e inferior de aplicación universal.
3941.1	541	Incontro mobile per aperture a battente anta secondaria.	Rod junction for passive sash casement opening	Gache pour dormant à battant	Encuentro para hoja pasiva batiente
4011.20	33	Catenaccio a comando diretto	Direct driving latch	Verrou a commande directe	Pasador de mando directo
4011B.20	33	Catenaccio a comando diretto	Direct driving latch	Verrou a commande directe	Pasador de mando directo
4011B.21	33	Catenaccio a comando diretto	Direct driving latch	Verrou a commande directe	Pasador de mando directo
4011B.22	33	Catenaccio a comando diretto	Direct driving latch	Verrou a commande directe	Pasador de mando directo
4012.20	33	Catenaccio a comando diretto	Direct driving latch	Verrou a commande directe	Pasador de mando directo
4013.20	33	Catenaccio a comando diretto	Direct driving latch	Verrou a commande directe	Pasador de mando directo
4013B.21	33	Catenaccio a comando diretto	Direct driving latch	Verrou a commande directe	Pasador de mando directo
4013B.22	33	Catenaccio a comando diretto	Direct driving latch	Verrou a commande directe	Pasador de mando directo
4018.20	33	Catenaccio a comando diretto	Direct driving latch	Verrou a commande directe	Pasador de mando directo
4022.20	33	Catenaccio a comando diretto	Direct driving latch	Verrou a commande directe	Pasador de mando directo
4023.20	33	Catenaccio a comando diretto	Direct driving latch	Verrou a commande directe	Pasador de mando directo
4024.20	33	Catenaccio a comando diretto	Direct driving latch	Verrou a commande directe	Pasador de mando directo
4032.20	33	Catenaccio a comando diretto	Direct driving latch	Verrou a commande directe	Pasador de mando directo
4032.68	584	Catenaccio a comando diretto	Direct operated bolt	Verrou à commande directe	Pasador de accionamiento directo
4032B.20	33	Catenaccio a comando diretto	Direct driving latch	Verrou a commande directe	Pasador de mando directo
4032B.21	33	Catenaccio a comando diretto	Direct driving latch	Verrou a commande directe	Pasador de mando directo
4032B.22	33	Catenaccio a comando diretto	Direct driving latch	Verrou a commande directe	Pasador de mando directo
4034.20	33	Catenaccio a comando diretto	Direct driving latch	Verrou a commande directe	Pasador de mando directo
4034B.21	33	Catenaccio a comando diretto	Direct driving latch	Verrou a commande directe	Pasador de mando directo

ART	Pagine	Descrizione ita	Descrizione eng	Descrizione fra	Descrione esp
4034B.22	33	Catenaccio a comando diretto	Direct driving latch	Verrou a commande directe	Pasador de mando directo
4113	45	Catenaccio a leva	Lever bolt	Verrou a levier	Pasador de leva
4202.1	49	Incontro	Keeper	Gache	Cerradero pletina
4204	42	Catenaccio a leva per porte	Lever bolt for doors	Verrou a levier pour portes	Pasador de leva para puertas
4205.3	48	Incontro doppio regolabile	Adjustable double rod junction	Gache double reglable	Encuentro pletina doble regulable
4205.4	48	Incontro doppio regolabile	Adjustable double rod junction	Gache double reglable	Encuentro pletina doble regulable
4206	47	Incontro doppio	Double rod junction	Gache double	Encuentro pletina doble
4207.1	230	Punti di chiusura supplementare	Extra locking pin	Pivot de fermeture supplementaire	Pernio de cierre suplementario
4207.11	230	Punti di chiusura supplementare	Extra locking pin	Pivot de fermeture supplementaire	Pernio de cierre suplementario
4207.2	230	Punti di chiusura supplementare	Extra locking pin	Pivot de fermeture supplementaire	Pernio de cierre suplementario
4207.21	230	Punti di chiusura supplementare	Extra locking pin	Pivot de fermeture supplementaire	Pernio de cierre suplementario
4207.4	230	Punti di chiusura supplementare	Extra locking pin	Pivot de fermeture supplementaire	Pernio de cierre suplementario
4208	46	Incontro regolabile	Adjustable keeper	Gâche réglable	Cerradero regulable
4211.2	49	Incontro	Keeper	Gache	Cerradero pletina
4212.2	49	Incontro	Keeper	Gache	Cerradero pletina
4214	49	Incontro	Keeper	Gache	Cerradero pletina
4215	51	Incontro doppio	Double-rod junction	Gache double	Cerradero doble
4216.5	50	Incontro singolo	One-rod junction	Gache simple	Cerradero pletina individual
4216.6	50	Incontro singolo	One-rod junction	Gache simple	Cerradero pletina individual
4217	52	Incontro asta doppio	Double-rod junction	Gache double	Cerradero doble
4218	52	Incontro asta doppio	Double-rod junction	Gache double	Cerradero doble
4220.1	237	Ferma anta	Sash stoppe	Clip bloque vantail	Bloqueo hoja
4220.2	237	Ferma anta	Sash stoppe	Clip bloque vantail	Bloqueo hoja
4220.3	237	Ferma anta	Sash stoppe	Clip bloque vantail	Bloqueo hoja
4223	53	Incontro doppio	Double-rod junction	Gache double	Cerradero doble
4224	53	Incontro doppio	Double-rod junction	Gache double	Cerradero doble
4224A	53	Incontro doppio	Double-rod junction	Gache double	Cerradero doble
4224A.1	53	Incontro doppio	Double-rod junction	Gache double	Cerradero doble
4226.1	238	Rostro di chiusura supplementare	Additional intermediate third closing point	Crochet de fermeture supplementaire	Punto de cierre suplementario
4226.2	238	Rostro di chiusura supplementare	Additional intermediate third closing point	Crochet de fermeture supplementaire	Punto de cierre suplementario
4226.3	238	Rostro di chiusura supplementare	Additional intermediate third closing point	Crochet de fermeture supplementaire	Punto de cierre suplementario
4227	239	rostro di chiusura supplementare universale	Universal additional locking point	Gâche de fermeteure supplémentaire universel	Punto de cierre suplementario universal
4227	565	Rostro di chiusura supplementare universale	Universal additional locking	Gâche de fermeture supplémentaire universel	Punto de cierre suplementario universal
4228	240	Rostro per chiusure antieffrazione	Anti-burglary additional locking point	Gâche invisible pour fermeteurs anti-effraction	Punto de cierre suplementario anti-intrusión
4233	55	Incontro a pozzetto	Pocket junction	Gache a puits	Cerradero suelo
4234	55	Incontro a pozzetto	Pocket junction	Gache a puits	Cerradero suelo
4235	55	Incontro a pozzetto	Pocket junction	Gache a puits	Cerradero suelo
4236	55	Incontro a pozzetto	Pocket junction	Gache a puits	Cerradero suelo
4237	55	Incontro a pozzetto	Pocket junction	Gache a puits	Cerradero suelo
4238	55	Incontro a pozzetto	Pocket junction	Gache a puits	Cerradero suelo
4241	230	Accessori per chiusure perimetrali apribili facciate continue	Locking accesories opening curtain wall	Accessoires pour fermetures de ouverture facade	Accesorios de cierre por muro cortina aprible
4241.1	230	Punti di chiusura supplementare	Extra locking pin	Pivot de fermeture supplementaire	Pernio de cierre suplementario
4242	230	Accessori per chiusure perimetrali apribili facciate continue	Locking accesories opening curtain wall	Accessoires pour fermetures de ouverture facade	Accesorios de cierre por muro cortina aprible
4246	230	Accessori per chiusure perimetrali apribili facciate continue	Locking accesories opening curtain wall	Accessoires pour fermetures de ouverture facade	Accesorios de cierre por muro cortina aprible
4246.1	230	Punti di chiusura supplementare	Extra locking pin	Pivot de fermeture supplementaire	Pernio de cierre suplementario
4246.10	230	Punti di chiusura supplementare	Extra locking pin	Pivot de fermeture supplementaire	Pernio de cierre suplementario
4246.11	230	Punti di chiusura supplementare	Extra locking pin	Pivot de fermeture supplementaire	Pernio de cierre suplementario
4246.14	230	Punti di chiusura supplementare	Extra locking pin	Pivot de fermeture supplementaire	Pernio de cierre suplementario
4246.15	230	Punti di chiusura supplementare	Extra locking pin	Pivot de fermeture supplementaire	Pernio de cierre suplementario
4247.11	232	Punti di chiusura antieffrazione	Burglary-resistant locking points	Points de fermeture antieffraction	Puntos de cierre anti-efracción
4247.15	232	Punti di chiusura antieffrazione	Burglary-resistant locking points	Points de fermeture antieffraction	Puntos de cierre anti-efracción
4247.7	232	Punti di chiusura antieffrazione	Burglary-resistant locking points	Points de fermeture antieffraction	Puntos de cierre anti-efracción
4247.8	232	Punti di chiusura antieffrazione	Burglary-resistant locking points	Points de fermeture antieffraction	Puntos de cierre anti-efracción
4248.1	230	Punti di chiusura supplementare	Extra locking pin	Pivot de fermeture supplementaire	Pernio de cierre suplementario
4248.11	230	Punti di chiusura supplementare	Extra locking pin	Pivot de fermeture supplementaire	Pernio de cierre suplementario
4248.12	230	Punti di chiusura supplementare	Extra locking pin	Pivot de fermeture supplementaire	Pernio de cierre suplementario
4248.13	141	Punto di chiusura	Locking point	Point de verrouillage	Punto de cierre
4248.21	96	Blocchetto di collegamento astine	Rod connection blocks	Bloc de jonction tringles	Bloqueo de conexión pletinas
4248.22	97	Blocchetto di collegamento astine	Rod connection blocks	Bloc de jonction tringles	Bloqueo de conexión pletinas
4253	54	Incontro 3° chiusura	Third lock junction	Gache troisieme fermeture	Cerradero 3ª cierre
4501	42	Catenaccio a leva per porte	Lever bolt for doors	Verrou a levier pour portes	Pasador de leva para puertas
4501.10	566	Catenaccio a leva con riscontro	lever bolt with striker	suplementario universal	Pasador de palanca con cerradero
4501.50	43	Catenaccio a leva per porte	Lever bolt for doors	Verrou a levier pour portes	Pasador de leva para puertas
4501.8	43	Catenaccio a leva per porte	Lever bolt for doors	Verrou a levier pour portes	Pasador de leva para puertas
4502	42	Catenaccio a leva per porte	Lever bolt for doors	Verrou a levier pour portes	Pasador de leva para puertas
4502.8	43	Catenaccio a leva per porte	Lever bolt for doors	Verrou a levier pour portes	Pasador de leva para puertas
4503.8	43	Catenaccio a leva per porte	Lever bolt for doors	Verrou a levier pour portes	Pasador de leva para puertas
4504.10	566	Catenaccio a leva con riscontro	lever bolt with striker	verrou à levier avec gache	Pasador de palanca con cerradero
4504.50	43	Catenaccio a leva per porte	Lever bolt for doors	Verrou a levier pour portes	Pasador de leva para puertas
4504.8	43	Catenaccio a leva per porte	Lever bolt for doors	Verrou a levier pour portes	Pasador de leva para puertas
4510.7	39	Catenaccio a leva	Lever bolt	Verrou a levier	Pasador de leva
4514.1	36	Catenaccio a leva	Lever bolt	Verrou a levier	Pasador de leva
4514.2	36	Catenaccio a leva	Lever bolt	Verrou a levier	Pasador de leva
4514.20	36	Catenaccio a leva	Lever bolt	Verrou a levier	Pasador de leva

ART	Pagine	Descrizione ita	Descrizione eng	Descrizione fra	Descrione esp
4514.21	38	Catenaccio a leva	Lever bolt	Verrou a levier	Pasador de leva
4514.22	38	Catenaccio a leva	Lever bolt	Verrou a levier	Pasador de leva
4514.23	38	Catenaccio a leva	Lever bolt	Verrou a levier	Pasador de leva
4514.24	38	Catenaccio a leva	Lever bolt	Verrou a levier	Pasador de leva
4514.25	38	Catenaccio a leva	Lever bolt	Verrou a levier	Pasador de leva
4514.3	36	Catenaccio a leva	Lever bolt	Verrou a levier	Pasador de leva
4514.30	38	Catenaccio a leva	Lever bolt	Verrou a levier	Pasador de leva
4514.31	38	Catenaccio a leva	Lever bolt	Verrou a levier	Pasador de leva
4514.32	38	Catenaccio a leva	Lever bolt	Verrou a levier	Pasador de leva
4514.5	36	Catenaccio a leva	Lever bolt	Verrou a levier	Pasador de leva
4514.8	36	Catenaccio a leva	Lever bolt	Verrou a levier	Pasador de leva
4515.1	28	Catenaccio a leva bidirezionale per anta affiancata CE	Two-way latch for inactive sash Euro Groove	Bidirectionnel verrou pour dormant CE	Pasador bidireccional para hoja pasiva CE
4515.10	28	Catenaccio a leva bidirezionale per anta affiancata CE	Two-way latch for inactive sash Euro Groove	Bidirectionnel verrou pour dormant CE	Pasador bidireccional para hoja pasiva CE
4515.15	28	Catenaccio a leva bidirezionale per anta affiancata CE	Two-way latch for inactive sash Euro Groove	Bidirectionnel verrou pour dormant CE	Pasador bidireccional para hoja pasiva CE
4516.1	31	Catenaccio a leva bidirezionale per anta affiancata R40	Two-way latch for inactive sash R40	Bidirectionnel verrou pour dormant R40	Pasador bidireccional para hoja pasiva R40
4516.10	31	Catenaccio a leva bidirezionale per anta affiancata R40	Two-way latch for inactive sash R40	Bidirectionnel verrou pour dormant R40	Pasador bidireccional para hoja pasiva R40
4516.15	31	Catenaccio a leva bidirezionale per anta affiancata	Two-way latch for inactive sash	Bidirectionnel verrou pour dormant	Pasador bidireccional para hoja pasiva
4517.1	30	Catenaccio a leva bidirezionale per anta affiancata	Two-way latch for inactive sash	Bidirectionnel verrou pour dormant	Pasador bidireccional para hoja pasiva
4520	36	Catenaccio a leva	Lever bolt	Verrou a levier	Pasador de leva
4523	36	Catenaccio a leva	Lever bolt	Verrou a levier	Pasador de leva
4532.2	301	Kit puntali antieffrazione	Kit push rod anti-burglar	Gâche terminale anti-effraction	Puntal anti robo
4533.2	335	Kit puntali antieffrazione	Kit push rod anti-burglar	Gâche terminale anti-effraction	Puntal anti robo
4550.1	44	Paletto ad appoggio esterno	External support bolt	Verrou a appui exterieur	Pasador de apoyo externo
4550.2	44	Paletto ad appoggio esterno	External support bolt	Verrou a appui exterieur	Pasador de apoyo externo
4551.1	44	Paletto ad appoggio esterno	External support bolt	Verrou a appui exterieur	Pasador de apoyo externo
4551.2	44	Paletto ad appoggio esterno	External support bolt	Verrou a appui exterieur	Pasador de apoyo externo
4552	44	Paletto ad appoggio esterno	External support bolt	Verrou a appui exterieur	Pasador de apoyo externo
5000.22	442	Maniglioni in alluminio	Big handles in ex-truded aluminum	Grandes poignées en aluminium extrudè	Manillones de aluminio extruido
5000.30	442	Maniglioni in alluminio	Big handles in ex-truded aluminum	Grandes poignées en aluminium extrudè	Manillones de aluminio extruido
5000.36	442	Maniglioni in alluminio	Big handles in ex-truded aluminum	Grandes poignées en aluminium extrudè	Manillones de aluminio extruido
5000.65	442	Maniglioni in alluminio	Big handles in ex-truded aluminum	Grandes poignées en aluminium extrudè	Manillones de aluminio extruido
5010.30	442	Maniglioni in alluminio	Big handles in ex-truded aluminum	Grandes poignées en aluminium extrudè	Manillones de aluminio extruido
5010.36	442	Maniglioni in alluminio	Big handles in ex-truded aluminum	Grandes poignées en aluminium extrudè	Manillones de aluminio extruido
5020.30	443	Maniglioni in alluminio	Big handles in ex-truded aluminum	Grandes poignées en aluminium extrudè	Manillones de aluminio extruido
5040.30	443	Maniglioni in alluminio	Big handles in ex-truded aluminum	Grandes poignées en aluminium extrudè	Manillones de aluminio extruido
5040.42	443	Maniglioni in alluminio	Big handles in ex-truded aluminum	Grandes poignées en aluminium extrudè	Manillones de aluminio extruido
5082.1	436	Maniglione sagomato	Single shaped pull handle	Barre formée unique	Tirador mango moldeado
5083.1	436	maniglione dritto con supporti dritti	Straight pul handle	Barre dorite unique	Tirador mango recto
5090.1	437	Maniglione sagomato	Single shaped pull handle	Barre formée unique	Tirador mango moldeado
5092.1	437	Maniglione sagomato	Single shaped pull handle	Barre formée unique	Tirador mango moldeado
5094.1	438	Mangilione sagomato	Single shaped pull handle	Barre formée unique	Tirador mango moldeado
5095.1	438	maniglione diritto con supporti inclinati	Straight pull handle with straight support	Barre droite, unique avec support droite	Tirador mango recto con soportes rectos
5095.2	438	maniglione diritto con supporti inclinati	Straight pull handle with straight support	Barre droite, unique avec support droite	Tirador mango recto con soportes rectos
5096.1	439	maniglione dritto con supporti dritti	Straight pull handle with straight support	Barre droite, unique avec support droite	Tirador mango recto con soportes rectos
5096.2	439	maniglione dritto con supporti dritti	Straight pull handle with straight support	Barre droite, unique avec support droite	Tirador mango recto con soportes rectos
5097.1	439	maniglione dritto con supporti dritti	Straight pull handle with straight support	Barre droite, unique avec support droite	Tirador mango recto con soportes rectos
5097.2	439	maniglione dritto con supporti dritti	Straight pull handle with straight support	Barre droite, unique avec support droite	Tirador mango recto con soportes rectos
5098.1	440	maniglione diritto con supporti inclinati	Straight pull handle with straight support	Barre droite, unique avec support droite	Tirador mango recto con soportes rectos
5098.2	440	maniglione diritto con supporti inclinati	Straight pull handle with straight support	Barre droite, unique avec support droite	Tirador mango recto con soportes rectos
5231	444	Maniglioni in alluminio	Big handles in ex-truded aluminum	Grandes poignées en aluminium extrudè	Manillones de aluminio extruido
5231.4	444	Maniglioni in alluminio	Big handles in ex-truded aluminum	Grandes poignées en aluminium extrudè	Manillones de aluminio extruido
5232	444	Maniglioni in alluminio	Big handles in ex-truded aluminum	Grandes poignées en aluminium extrudè	Manillones de aluminio extruido
5232.3	444	Maniglioni in alluminio	Big handles in ex-truded aluminum	Grandes poignées en aluminium extrudè	Manillones de aluminio extruido
5233	444	Maniglioni in alluminio	Big handles in ex-truded aluminum	Grandes poignées en aluminium extrudè	Manillones de aluminio extruido
5234	444	Maniglioni in alluminio	Big handles in ex-truded aluminum	Grandes poignées en aluminium extrudè	Manillones de aluminio extruido
5237.21	441	Kit fissaggio per maniglioni in acciaio INOX	Single fixing stainless steel handles	Kit de fixation barre en acier INOX	Kit de fijación tiradores de acero inoxidable
5237.22	441	Kit fissaggio per maniglioni in acciaio INOX	Single fixing stainless steel handles	Kit de fixation barre en acier INOX	Kit de fijación tiradores de acero inoxidable
5237.23	441	Kit fissaggio per maniglioni in acciaio INOX	Single fixing stainless steel handles	Kit de fixation barre en acier INOX	Kit de fijación tiradores de acero inoxidable
5300.35	246	Serratura multipunto da montante bidirezionale aste esterne	Bidirectional multipoint locking for side upright with external rods	Serrure multipoints pour montant bidirectionnel - tiges extérieures	Bloqueo multipunto bidireccional con varillas externas para posición vertical
5300.45	246	Serratura multipunto da montante bidirezionale aste esterne	Bidirectional multipoint locking for side upright with external rods	Serrure multipoints pour montant bidirectionnel - tiges extérieures	Bloqueo multipunto bidireccional con varillas externas para posición vertical
5301.35	246	Serratura multipunto da montante bidirezionale aste esterne	Bidirectional multipoint locking for side upright with external rods	Serrure multipoints pour montant bidirectionnel - tiges extérieures	Bloqueo multipunto bidireccional con varillas externas para posición vertical
5301.45	246	Serratura multipunto da montante bidirezionale aste esterne	Bidirectional multipoint locking for side upright with external rods	Serrure multipoints pour montant bidirectionnel - tiges extérieures	Bloqueo multipunto bidireccional con varillas externas para posición vertical
5303.1	247	Contropiastra regolabile	Adjustable counterplate	Gâche réglable	Controplaca regulable
5303.3	558	Contropiastra	Counterplate	Gâche	Controplaca
5303.4	588	Contropiastra	Counterplate	Gâche	Controplaca
5303.5	560	Contropiastra	Counterplate	Gâche	Controplaca
5304.35	558	Serratura multipunto da montante bidirezionale aste interne	Multipoint locking two-ways movements, internal rods	Serrure multipoint bidirectionnel avec tige intérieurs	Cerradura multipunto de jamba bidireccional varillas internas
5310.22	556	Serratura da montante bidirezionale aste interne	Bidirectional Vertical lock with internal rod	Serrure bidirectionnel avec tige intérieurs	Cerradura de jamba bidireccional varillas internas
5311.35	559	Serratura da montante bidirezionale aste interne	Bidirectional Vertical lock with internal rod	Serrure bidirectionnel avec tige intérieurs	Cerradura de jamba bidireccional varillas internas
5321.1	560	Kit chiusure supplementari per serratura	Supplementary closures kit for lock	Kit de fermetures supplémentaires pour serrure	Kit de cierres complementarios para cerradura
5321.40	560	Serratura da montante triplice	3 locking point vertical lock	Serrure vertical trois point de fermeture	Cerradura de jamba, triple
6003	188	Cremonesi	Cremone bolts	Cremones	Cremonas

ART	Pagine	Descrizione ita	Descrizione eng	Descrizione fra	Descrione esp
6003.4	191	Cremonese con manico asportabile	Cremone bolts with removable handle	Cremone avec manche emportable	Cremona con mango extraible
6004	188	Cremonesi	Cremone bolts	Cremones	Cremonas
6005	193	Cremonesi	Cremone bolts	Cremones	Cremonas
6005.2	193	Cremonesi	Cremone bolts	Cremones	Cremonas
6006	113	Accessori per chiusure perimetrali apribili facciate continue	Locking accesories opening curtain wall	Accessoires pour fermetures de ouverture facade	Accesorios de cierre por muro cortina apribles
6006.1	113	Accessori per chiusure perimetrali apribili facciate continue	Locking accesories opening curtain wall	Accessoires pour fermetures de ouverture facade	Accesorios de cierre por muro cortina apribles
6006.11	113	Accessori per chiusure perimetrali apribili facciate continue	Locking accesories opening curtain wall	Accessoires pour fermetures de ouverture facade	Accesorios de cierre por muro cortina apribles
6006.11S	113	Accessori per chiusure perimetrali apribili facciate continue	Locking accesories opening curtain wall	Accessoires pour fermetures de ouverture facade	Accesorios de cierre por muro cortina apribles
6006.1S	113	Accessori per chiusure perimetrali apribili facciate continue	Locking accesories opening curtain wall	Accessoires pour fermetures de ouverture facade	Accesorios de cierre por muro cortina apribles
6006S	113	Accessori per chiusure perimetrali apribili facciate continue	Locking accesories opening curtain wall	Accessoires pour fermetures de ouverture facade	Accesorios de cierre por muro cortina apribles
6007.11D	112	Cremonesi	Cremone bolts	Cremones	Cremonas
6007.11S	112	Cremonesi	Cremone bolts	Cremones	Cremonas
6007.1D	112	Cremonesi	Cremone bolts	Cremones	Cremonas
6007.1S	112	Cremonesi	Cremone bolts	Cremones	Cremonas
6007D	112	Cremonesi	Cremone bolts	Cremones	Cremonas
6007S	112	Cremonesi	Cremone bolts	Cremones	Cremonas
6008	178	Cremonesi	Cremone bolts	Cremones	Cremonas
6010.10	188	Cremonesi	Cremone bolts	Cremones	Cremonas
6010.12	188	Cremonesi	Cremone bolts	Cremones	Cremonas
6010.21	188	Cremonesi	Cremone bolts	Cremones	Cremonas
6010.41	188	Cremonesi	Cremone bolts	Cremones	Cremonas
6011.10	188	Cremonesi	Cremone bolts	Cremones	Cremonas
6011.4	191	Cremonese con manico asportabile	Cremone bolts with removable handle	Cremone avec manche emportable	Cremona con mango extraible
6015	193	Cremonesi	Cremone bolts	Cremones	Cremonas
6015.21	193	Cremonesi	Cremone bolts	Cremones	Cremonas
6015.41	193	Cremonesi	Cremone bolts	Cremones	Cremonas
6018	178	Cremonesi	Cremone bolts	Cremones	Cremonas
6018.21	178	Cremonesi	Cremone bolts	Cremones	Cremonas
6022	198	Cremonese apertura esterna	External openign cremone bolt	Cremone ouverture exterieure	Cremona apertura externa
6027.1	582	Blocchetti di collegamento Cremonese	Junction blocks for cremone bolt	Blocs de jonction Crémone	Bloqueos de unión para Cremona
6027.10	206	Cremonese ribassata per apertura esterna	Reduced cremone-bolt for external opening	Crémone baissée pour ouverture extérieure.	Cremona rebajada para apertura externa
6027.15	207	Cremonese ribassata per apertura esterna	Reduced cremone-bolt for external opening	Crémone baissée pour ouverture extérieure.	Cremona rebajada para apertura externa
6027.17	207	Cremonese ribassata per apertura esterna	Reduced cremone-bolt for external opening	Crémone baissée pour ouverture extérieure.	Cremona rebajada para apertura externa
6027.5	207	Cremonese ribassata per apertura esterna	Reduced cremone-bolt for external opening	Crémone baissée pour ouverture extérieure.	Cremona rebajada para apertura externa
6027.7	207	Cremonese ribassata per apertura esterna	Reduced cremone-bolt for external opening	Crémone baissée pour ouverture extérieure.	Cremona rebajada para apertura externa
6028	199	Cremonese apertura esterna	External openign cremone bolt	Cremone ouverture exterieure	Cremona apertura externa
6028.1	199	Cremonese apertura esterna	External openign cremone bolt	Cremone ouverture exterieure	Cremona apertura externa
6028.2	200	Cremonese apertura esterna	External openign cremone bolt	Cremone ouverture exterieure	Cremona apertura externa
6028.3	200	Cremonese apertura esterna	External openign cremone bolt	Cremone ouverture exterieure	Cremona apertura externa
6028.5	200	Cremonese apertura esterna	External openign cremone bolt	Cremone ouverture exterieure	Cremona apertura externa
6029	199	Cremonese apertura esterna	External openign cremone bolt	Cremone ouverture exterieure	Cremona apertura externa
6029.1	199	Cremonese apertura esterna	External openign cremone bolt	Cremone ouverture exterieure	Cremona apertura externa
6029.2	200	Cremonese apertura esterna	External openign cremone bolt	Cremone ouverture exterieure	Cremona apertura externa
6029.3	200	Cremonese apertura esterna	External openign cremone bolt	Cremone ouverture exterieure	Cremona apertura externa
6029.5	200	Cremonese apertura esterna	External openign cremone bolt	Cremone ouverture exterieure	Cremona apertura externa
6030.10	188	Cremonesi	Cremone bolts	Cremones	Cremonas
6031.21	188	Cremonesi	Cremone bolts	Cremones	Cremonas
6031.41	188	Cremonesi	Cremone bolts	Cremones	Cremonas
6032.10	188	Cremonesi	Cremone bolts	Cremones	Cremonas
6033.10	188	Cremonesi	Cremone bolts	Cremones	Cremonas
6035	193	Cremonesi	Cremone bolts	Cremones	Cremonas
6036	193	Cremonesi	Cremone bolts	Cremones	Cremonas
6036.20	193	Cremonesi	Cremone bolts	Cremones	Cremonas
6036.23	193	Cremonesi	Cremone bolts	Cremones	Cremonas
6036.25	193	Cremonesi	Cremone bolts	Cremones	Cremonas
6037	178	Cremonesi	Cremone bolts	Cremones	Cremonas
6038	178	Cremonesi	Cremone bolts	Cremones	Cremonas
6038.20	178	Cremonesi	Cremone bolts	Cremones	Cremonas
6038.25	178	Cremonesi	Cremone bolts	Cremones	Cremonas
6040	201	Cremonese per apertura esterna	External opening cremone bolt	Cremone pour ouverture exterieure	Cremona para apertura externa
6050	208	Sistema di chiusura universale con aste a fissaggio frontale	Universal closing system with front-mounted rod	Systeme de fermeture universel avec tringles a fixation frontale	Sistema de cierre universal con pletinas de fijación frontal
6051	208	Sistema di chiusura universale con aste a fissaggio frontale	Universal closing system with front-mounted rod	Systeme de fermeture universel avec tringles a fixation frontale	Sistema de cierre universal con pletinas de fijación frontal
6054.2	208	Sistema di chiusura universale con aste a fissaggio frontale	Universal closing system with front-mounted rod	Systeme de fermeture universel avec tringles a fixation frontale	Sistema de cierre universal con pletinas de fijación frontal
6054.4	208	Sistema di chiusura universale con aste a fissaggio frontale	Universal closing system with front-mounted rod	Systeme de fermeture universel avec tringles a fixation frontale	Sistema de cierre universal con pletinas de fijación frontal
6054.6	208	Sistema di chiusura universale con aste a fissaggio frontale	Universal closing system with front-mounted rod	Systeme de fermeture universel avec tringles a fixation frontale	Sistema de cierre universal con pletinas de fijación frontal
6056.1	208	Sistema di chiusura universale con aste a fissaggio frontale	Universal closing system with front-mounted rod	Systeme de fermeture universel avec tringles a fixation frontale	Sistema de cierre universal con pletinas de fijación frontal
6056.2	208	Sistema di chiusura universale con aste a fissaggio frontale	Universal closing system with front-mounted rod	Systeme de fermeture universel avec tringles a fixation frontale	Sistema de cierre universal con pletinas de fijación frontal

ART	Pagine	Descrizione ita	Descrizione eng	Descrizione fra	Descrione esp
6057	208	Sistema di chiusura universale con aste a fissaggio frontale	Universal closing system with front-mounted rod	Systeme de fermeture universel avec tringles a fixation frontale	Sistema de cierre universal con pletinas de fijación frontal
6057.10	208	Sistema di chiusura universale con aste a fissaggio frontale	Universal closing system with front-mounted rod	Systeme de fermeture universel avec tringles a fixation frontale	Sistema de cierre universal con pletinas de fijación frontal
6058	208	Sistema di chiusura universale con aste a fissaggio frontale	Universal closing system with front-mounted rod	Systeme de fermeture universel avec tringles a fixation frontale	Sistema de cierre universal con pletinas de fijación frontal
6060	154	Cremonese	Cremone bolt	Crémone	Cremona
6060.3	154	Cremonese	Cremone bolt	Crémone	Cremona
6060.4	157	Cremonese con manico asportabile	Cremone bolts with removable handle	Cremone avec manche emportable	Cremona con mango extraible
6061	154	Cremonese	Cremone bolt	Crémone	Cremona
6061.21	154	Cremonese	Cremone bolt	Crémone	Cremona
6061.24	157	Cremonese con manico asportabile	Cremone bolts with removable handle	Cremone avec manche emportable	Cremona con mango extraible
6061.3	154	Cremonese	Cremone bolt	Crémone	Cremona
6061.4	157	Cremonese con manico asportabile	Cremone bolts with removable handle	Cremone avec manche emportable	Cremona con mango extraible
6061.41	154	Cremonese	Cremone bolt	Crémone	Cremona
6061.68	159	Cremonese per apertura gelosia	Cremone bolt for louvre windows	Crémone pour jalousie	Cremona para mallorquina
6062	154	Cremonese	Cremone bolt	Crémone	Cremona
6062.3	154	Cremonese	Cremone bolt	Crémone	Cremona
6063	154	Cremonese	Cremone bolt	Crémone	Cremona
6063.20	154	Cremonese	Cremone bolt	Crémone	Cremona
6063.23	154	Cremonese	Cremone bolt	Crémone	Cremona
6063.25	154	Cremonese	Cremone bolt	Crémone	Cremona
6063.3	154	Cremonese	Cremone bolt	Crémone	Cremona
6064.11D	111	Cremonese manico disassato	Offset handle cremone bolt	Crémone poignée décalée	Cremona mango descentrado
6064.11S	111	Cremonese manico disassato	Offset handle cremone bolt	Crémone poignée décalée	Cremona mango descentrado
6064.1D	111	Cremonese manico disassato	Offset handle cremone bolt	Crémone poignée décalée	Cremona mango descentrado
6064.1S	111	Cremonese manico disassato	Offset handle cremone bolt	Crémone poignée décalée	Cremona mango descentrado
6064.D	111	Cremonese manico disassato	Offset handle cremone bolt	Crémone poignée décalée	Cremona mango descentrado
6064.S	111	Cremonese manico disassato	Offset handle cremone bolt	Crémone poignée décalée	Cremona mango descentrado
6065	163	Cremonese apertura esterna	External opening cremone bolt	Cremone ouverture exterieure	Cremona apertura externa
6065.1	163	Cremonese apertura esterna	External opening cremone bolt	Cremone ouverture exterieure	Cremona apertura externa
6065.2	164	Cremonese apertura esterna	External opening cremone bolt	Cremone ouverture exterieure	Cremona apertura externa
6065.3	164	Cremonese apertura esterna	External opening cremone bolt	Cremone ouverture exterieure	Cremona apertura externa
6065.5	164	Cremonese apertura esterna	External opening cremone bolt	Cremone ouverture exterieure	Cremona apertura externa
6066	163	Cremonese apertura esterna	External opening cremone bolt	Cremone ouverture exterieure	Cremona apertura externa
6066.1	163	Cremonese apertura esterna	External opening cremone bolt	Cremone ouverture exterieure	Cremona apertura externa
6066.2	164	Cremonese apertura esterna	External opening cremone bolt	Cremone ouverture exterieure	Cremona apertura externa
6066.3	164	Cremonese apertura esterna	External opening cremone bolt	Cremone ouverture exterieure	Cremona apertura externa
6066.5	164	Cremonese apertura esterna	External opening cremone bolt	Cremone ouverture exterieure	Cremona apertura externa
6102.22	195	Martellina	handle	Bequille a poignee	Maneta
6108	191	Cremonese con manico asportabile	Cremone bolts with removable handle	Cremone avec manche emportable	Cremona con mango extraible
6108.4	157	Cremonese con manico asportabile	Cremone bolts with removable handle	Cremone avec manche emportable	Cremona con mango extraible
6111.1	224	Blocchetto di collegamento	Connecting block	Bloc de jonction	Bloqueo de unión
6111.13	224	Blocchetto di collegamento	Connecting block	Bloc de jonction	Bloqueo de unión
6111.14	224	Blocchetto di collegamento	Connecting block	Bloc de jonction	Bloqueo de unión
6111.15	224	Blocchetto di collegamento	Connecting block	Bloc de jonction	Bloqueo de unión
6111.21	224	Blocchetto di collegamento	Connecting block	Bloc de jonction	Bloqueo de unión
6111.3	224	Blocchetto di collegamento	Connecting block	Bloc de jonction	Bloqueo de unión
6111.6	224	Blocchetto di collegamento	Connecting block	Bloc de jonction	Bloqueo de unión
6151.10	243	Chiusura Multipunto A Montaggio Rapido Per Persiane	Fast Mounting Multipoint Closure For Shutters	Fermeture Multipoints A Montage Rapide Pour Persiennes	Cierre Multipunto De Montaje Rápido Para Mallorquina
6151.2	243	Chiusura Multipunto A Montaggio Rapido Per Persiane	Fast Mounting Multipoint Closure For Shutters	Fermeture Multipoints A Montage Rapide Pour Persiennes	Cierre Multipunto De Montaje Rápido Para Mallorquina
6153.10	243	Chiusura Multipunto A Montaggio Rapido Per Persiane	Fast Mounting Multipoint Closure For Shutters	Fermeture Multipoints A Montage Rapide Pour Persiennes	Cierre Multipunto De Montaje Rápido Para Mallorquina
6153.11	243	Chiusura Multipunto A Montaggio Rapido Per Persiane	Fast Mounting Multipoint Closure For Shutters	Fermeture Multipoints A Montage Rapide Pour Persiennes	Cierre Multipunto De Montaje Rápido Para Mallorquina
6153.16	243	Chiusura Multipunto A Montaggio Rapido Per Persiane	Fast Mounting Multipoint Closure For Shutters	Fermeture Multipoints A Montage Rapide Pour Persiennes	Cierre Multipunto De Montaje Rápido Para Mallorquina
6153.2	243	Chiusura Multipunto A Montaggio Rapido Per Persiane	Fast Mounting Multipoint Closure For Shutters	Fermeture Multipoints A Montage Rapide Pour Persiennes	Cierre Multipunto De Montaje Rápido Para Mallorquina
6155.10	243	Chiusura Multipunto A Montaggio Rapido Per Persiane	Fast Mounting Multipoint Closure For Shutters	Fermeture Multipoints A Montage Rapide Pour Persiennes	Cierre Multipunto De Montaje Rápido Para Mallorquina
6155.11	243	Chiusura Multipunto A Montaggio Rapido Per Persiane	Fast Mounting Multipoint Closure For Shutters	Fermeture Multipoints A Montage Rapide Pour Persiennes	Cierre Multipunto De Montaje Rápido Para Mallorquina
6155.16	243	Chiusura Multipunto A Montaggio Rapido Per Persiane	Fast Mounting Multipoint Closure For Shutters	Fermeture Multipoints A Montage Rapide Pour Persiennes	Cierre Multipunto De Montaje Rápido Para Mallorquina
6155.3	243	Chiusura Multipunto A Montaggio Rapido Per Persiane	Fast Mounting Multipoint Closure For Shutters	Fermeture Multipoints A Montage Rapide Pour Persiennes	Cierre Multipunto De Montaje Rápido Para Mallorquina
6161.2	243	Chiusura Multipunto A Montaggio Rapido Per Persiane	Fast Mounting Multipoint Closure For Shutters	Fermeture Multipoints A Montage Rapide Pour Persiennes	Cierre Multipunto De Montaje Rápido Para Mallorquina
6163.2	243	Chiusura Multipunto A Montaggio Rapido Per Persiane	Fast Mounting Multipoint Closure For Shutters	Fermeture Multipoints A Montage Rapide Pour Persiennes	Cierre Multipunto De Montaje Rápido Para Mallorquina
6165.3	243	Chiusura Multipunto A Montaggio Rapido Per Persiane	Fast Mounting Multipoint Closure For Shutters	Fermeture Multipoints A Montage Rapide Pour Persiennes	Cierre Multipunto De Montaje Rápido Para Mallorquina
6302	446	Blocco serratura	Lock body for interiors	Bloc serrure pour interieurs	Bloque cerradura para internos
6310	448	Placca per interni	Plate for interiors	Plaque pour interieurs	Placa para internos
6312.1	450	Maniglia di traino	Pull handle	Poignee de tirage	Manilla tiradora
6314.10	450	Maniglia di traino	Pull handle	Poignee de tirage	Manilla tiradora
6314.11	450	Maniglia di traino	Pull handle	Poignee de tirage	Manilla tiradora
6314.13	450	Maniglia di traino	Pull handle	Poignee de tirage	Manilla tiradora
6314.14	450	Maniglia di traino	Pull handle	Poignee de tirage	Manilla tiradora

ART	Pagine	Descrizione ita	Descrizione eng	Descrizione fra	Descrione esp
6316	449	Maniglie a conchiglia	Shell handles	Poignees coquille	Manillas a concha
6317.20	449	Maniglie a conchiglia	Shell handles	Poignees coquille	Manillas a concha
6317.21	449	Maniglie a conchiglia	Shell handles	Poignees coquille	Manillas a concha
6317.22	449	Maniglie a conchiglia	Shell handles	Poignees coquille	Manillas a concha
6317.23	449	Maniglie a conchiglia	Shell handles	Poignees coquille	Manillas a concha
6318	451	Maniglia con serratura	Handle with lock	Poignee avec serrure	Manilla con cerradura
6318.10	451	Maniglia con serratura	Handle with lock	Poignee avec serrure	Manilla con cerradura
6321.1	452	Chiusure singole e multipunto	Single and multipoint locks	Fermetures simples et multipoints	Cierre simple y multipunto
6321.12	452	Chiusure singole e multipunto	Single and multipoint locks	Fermetures simples et multipoints	Cierre simple y multipunto
6321.18	452	Chiusure singole e multipunto	Single and multipoint locks	Fermetures simples et multipoints	Cierre simple y multipunto
6321.21	452	Chiusure singole e multipunto	Single and multipoint locks	Fermetures simples et multipoints	Cierre simple y multipunto
6321.4	452	Chiusure singole e multipunto	Single and multipoint locks	Fermetures simples et multipoints	Cierre simple y multipunto
6321.7	452	Chiusure singole e multipunto	Single and multipoint locks	Fermetures simples et multipoints	Cierre simple y multipunto
6321.8	452	Chiusure singole e multipunto	Single and multipoint locks	Fermetures simples et multipoints	Cierre simple y multipunto
6322.7	452	Chiusure singole e multipunto	Single and multipoint locks	Fermetures simples et multipoints	Cierre simple y multipunto
6323.7	452	Chiusure singole e multipunto	Single and multipoint locks	Fermetures simples et multipoints	Cierre simple y multipunto
6370.11	458	Chiusura multipunto a montaggio rapido per scorrevoli	Fast mounting multipoint closure for sliding units	Fermeture multipoints a montage rapide pour coulissants	Cierre multipunto de montaje rápido para correderas
6370.5	458	Chiusura multipunto a montaggio rapido per scorrevoli	Fast mounting multipoint closure for sliding units	Fermeture multipoints a montage rapide pour coulissants	Cierre multipunto de montaje rápido para correderas
6370E	455	Chiusura multipunto a montaggio rapido per scorrevoli	Fast mounting multipoint closure for sliding units	Fermeture multipoints a montage rapide pour coulissants	cierre multipunto de montaje rápido para correderas
6371.11	458	Chiusura multipunto a montaggio rapido per scorrevoli	Fast mounting multipoint closure for sliding units	Fermeture multipoints a montage rapide pour coulissants	Cierre multipunto de montaje rápido para correderas
6371.5	458	Chiusura multipunto a montaggio rapido per scorrevoli	Fast mounting multipoint closure for sliding units	Fermeture multipoints a montage rapide pour coulissants	Cierre multipunto de montaje rápido para correderas
6371E	455	Chiusura multipunto a montaggio rapido per scorrevoli	Fast mounting multipoint closure for sliding units	Fermeture multipoints a montage rapide pour coulissants	cierre multipunto de montaje rápido para correderas
6372.11	458	Chiusura multipunto a montaggio rapido per scorrevoli	Fast mounting multipoint closure for sliding units	Fermeture multipoints a montage rapide pour coulissants	Cierre multipunto de montaje rápido para correderas
6372.5	458	Chiusura multipunto a montaggio rapido per scorrevoli	Fast mounting multipoint closure for sliding units	Fermeture multipoints a montage rapide pour coulissants	Cierre multipunto de montaje rápido para correderas
6372E	455	Chiusura multipunto a montaggio rapido per scorrevoli	Fast mounting multipoint closure for sliding units	Fermeture multipoints a montage rapide pour coulissants	cierre multipunto de montaje rápido para correderas
6374.11	458	Chiusura multipunto a montaggio rapido per scorrevoli	Fast mounting multipoint closure for sliding units	Fermeture multipoints a montage rapide pour coulissants	Cierre multipunto de montaje rápido para correderas
6374.5	458	Chiusura multipunto a montaggio rapido per scorrevoli	Fast mounting multipoint closure for sliding units	Fermeture multipoints a montage rapide pour coulissants	Cierre multipunto de montaje rápido para correderas
6374E	455	Chiusura multipunto a montaggio rapido per scorrevoli	Fast mounting multipoint closure for sliding units	Fermeture multipoints a montage rapide pour coulissants	cierre multipunto de montaje rápido para correderas
6375E	460	Chiusura multipunto con predisposizione per cilindro a profilo europeo	Multipoint lock suitable with european cylynder	Fermeture multipoints avec predisposition pour cylindre a profile europeen	Cierre multipunto preparado para inserción de cilindro de perfil europeo pasiva
6380	455	Chiusura multipunto a montaggio rapido per scorrevoli	Fast mounting multipoint closure for sliding units	Fermeture multipoints a montage rapide pour coulissants	cierre multipunto de montaje rápido para correderas
6380A	456	Chiusura multipunto a montaggio rapido per scorrevoli	Fast mounting multipoint closure for sliding units	Fermeture multipoints a montage rapide pour coulissants	Cierre multipunto de montaje rápido para correderas
6381	455	Chiusura multipunto a montaggio rapido per scorrevoli	Fast mounting multipoint closure for sliding units	Fermeture multipoints a montage rapide pour coulissants	cierre multipunto de montaje rápido para correderas
6381A	456	Chiusura multipunto a montaggio rapido per scorrevoli	Fast mounting multipoint closure for sliding units	Fermeture multipoints a montage rapide pour coulissants	Cierre multipunto de montaje rápido para correderas
6382	455	Chiusura multipunto a montaggio rapido per scorrevoli	Fast mounting multipoint closure for sliding units	Fermeture multipoints a montage rapide pour coulissants	cierre multipunto de montaje rápido para correderas
6382A	456	Chiusura multipunto a montaggio rapido per scorrevoli	Fast mounting multipoint closure for sliding units	Fermeture multipoints a montage rapide pour coulissants	Cierre multipunto de montaje rápido para correderas
6384	455	Chiusura multipunto a montaggio rapido per scorrevoli	Fast mounting multipoint closure for sliding units	Fermeture multipoints a montage rapide pour coulissants	cierre multipunto de montaje rápido para correderas
6384A	456	Chiusura multipunto a montaggio rapido per scorrevoli	Fast mounting multipoint closure for sliding units	Fermeture multipoints a montage rapide pour coulissants	Cierre multipunto de montaje rápido para correderas
6385	460	Chiusura multipunto con predisposizione per cilindro a profilo europeo	Multipoint lock suitable with european cylynder	Fermeture multipoints avec predisposition pour cylindre a profile europeen	Cierre multipunto preparado para inserción de cilindro de perfil europeo pasiva
6387A	456	Chiusura multipunto a montaggio rapido per scorrevoli	Fast mounting multipoint closure for sliding units	Fermeture multipoints a montage rapide pour coulissants	Cierre multipunto de montaje rápido para correderas
6390	455	Chiusura multipunto a montaggio rapido per scorrevoli	Fast mounting multipoint closure for sliding units	Fermeture multipoints a montage rapide pour coulissants	cierre multipunto de montaje rápido para correderas
6390A	456	Chiusura multipunto a montaggio rapido per scorrevoli	Fast mounting multipoint closure for sliding units	Fermeture multipoints a montage rapide pour coulissants	Cierre multipunto de montaje rápido para correderas
6390A.1	458	Chiusura multipunto a montaggio rapido per scorrevoli	Fast mounting multipoint closure for sliding units	Fermeture multipoints a montage rapide pour coulissants	Cierre multipunto de montaje rápido para correderas
6390A.20	458	Chiusura multipunto a montaggio rapido per scorrevoli	Fast mounting multipoint closure for sliding units	Fermeture multipoints a montage rapide pour coulissants	Cierre multipunto de montaje rápido para correderas
6390A.21	457	Chiusura multipunto a montaggio rapido per scorrevoli	Fast mounting multipoint closure for sliding units	Fermeture multipoints a montage rapide pour coulissants	Cierre multipunto de montaje rápido para correderas
6390A.23	457	Chiusura multipunto a montaggio rapido per scorrevoli	Fast mounting multipoint closure for sliding units	Fermeture multipoints a montage rapide pour coulissants	Cierre multipunto de montaje rápido para correderas
6390A.4	457	Chiusura multipunto a montaggio rapido per scorrevoli	Fast mounting multipoint closure for sliding units	Fermeture multipoints a montage rapide pour coulissants	Cierre multipunto de montaje rápido para correderas
6390A.6	457	Chiusura multipunto a montaggio rapido per scorrevoli	Fast mounting multipoint closure for sliding units	Fermeture multipoints a montage rapide pour coulissants	Cierre multipunto de montaje rápido para correderas
6390A.99	457	Chiusura multipunto a montaggio rapido per scorrevoli	Fast mounting multipoint closure for sliding units	Fermeture multipoints a montage rapide pour coulissants	Cierre multipunto de montaje rápido para correderas
6391	455	Chiusura multipunto a montaggio rapido per scorrevoli	Fast mounting multipoint closure for sliding units	Fermeture multipoints a montage rapide pour coulissants	cierre multipunto de montaje rápido para correderas
6391A	456	Chiusura multipunto a montaggio rapido per scorrevoli	Fast mounting multipoint closure for sliding units	Fermeture multipoints a montage rapide pour coulissants	Cierre multipunto de montaje rápido para correderas
6391A.1	458	Chiusura multipunto a montaggio rapido per scorrevoli	Fast mounting multipoint closure for sliding units	Fermeture multipoints a montage rapide pour coulissants	Cierre multipunto de montaje rápido para correderas
6391A.11	458	Chiusura multipunto a montaggio rapido per scorrevoli	Fast mounting multipoint closure for sliding units	Fermeture multipoints a montage rapide pour coulissants	Cierre multipunto de montaje rápido para correderas
6391A.2	457	Chiusura multipunto a montaggio rapido per scorrevoli	Fast mounting multipoint closure for sliding units	Fermeture multipoints a montage rapide pour coulissants	Cierre multipunto de montaje rápido para correderas

ART	Pagine	Descrizione ita	Descrizione eng	Descrizione fra	Descrione esp
6391A.20	458	Chiusura multipunto a montaggio rapido per scorrevoli	Fast mounting multipoint closure for sliding units	Fermeture multipoints a montage rapide pour coulissants	Cierre multipunto de montaje rápido para correderas
6391A.21	458	Chiusura multipunto a montaggio rapido per scorrevoli	Fast mounting multipoint closure for sliding units	Fermeture multipoints a montage rapide pour coulissants	Cierre multipunto de montaje rápido para correderas
6391A.4	458	Chiusura multipunto a montaggio rapido per scorrevoli	Fast mounting multipoint closure for sliding units	Fermeture multipoints a montage rapide pour coulissants	Cierre multipunto de montaje rápido para correderas
6391A.41	458	Chiusura multipunto a montaggio rapido per scorrevoli	Fast mounting multipoint closure for sliding units	Fermeture multipoints a montage rapide pour coulissants	Cierre multipunto de montaje rápido para correderas
6391A.6	458	Chiusura multipunto a montaggio rapido per scorrevoli	Fast mounting multipoint closure for sliding units	Fermeture multipoints a montage rapide pour coulissants	Cierre multipunto de montaje rápido para correderas
6391A.99	457	Chiusura multipunto a montaggio rapido per scorrevoli	Fast mounting multipoint closure for sliding units	Fermeture multipoints a montage rapide pour coulissants	Cierre multipunto de montaje rápido para correderas
6392	455	Chiusura multipunto a montaggio rapido per scorrevoli	Fast mounting multipoint closure for sliding units	Fermeture multipoints a montage rapide pour coulissants	cierre multipunto de montaje rápido para correderas
6392A	456	Chiusura multipunto a montaggio rapido per scorrevoli	Fast mounting multipoint closure for sliding units	Fermeture multipoints a montage rapide pour coulissants	Cierre multipunto de montaje rápido para correderas
6392A.1	458	Chiusura multipunto a montaggio rapido per scorrevoli	Fast mounting multipoint closure for sliding units	Fermeture multipoints a montage rapide pour coulissants	Cierre multipunto de montaje rápido para correderas
6392A.11	458	Chiusura multipunto a montaggio rapido per scorrevoli	Fast mounting multipoint closure for sliding units	Fermeture multipoints a montage rapide pour coulissants	Cierre multipunto de montaje rápido para correderas
6392A.2	457	Chiusura multipunto a montaggio rapido per scorrevoli	Fast mounting multipoint closure for sliding units	Fermeture multipoints a montage rapide pour coulissants	Cierre multipunto de montaje rápido para correderas
6392A.20	458	Chiusura multipunto a montaggio rapido per scorrevoli	Fast mounting multipoint closure for sliding units	Fermeture multipoints a montage rapide pour coulissants	Cierre multipunto de montaje rápido para correderas
6392A.21	458	Chiusura multipunto a montaggio rapido per scorrevoli	Fast mounting multipoint closure for sliding units	Fermeture multipoints a montage rapide pour coulissants	Cierre multipunto de montaje rápido para correderas
6392A.4	458	Chiusura multipunto a montaggio rapido per scorrevoli	Fast mounting multipoint closure for sliding units	Fermeture multipoints a montage rapide pour coulissants	Cierre multipunto de montaje rápido para correderas
6392A.41	458	Chiusura multipunto a montaggio rapido per scorrevoli	Fast mounting multipoint closure for sliding units	Fermeture multipoints a montage rapide pour coulissants	Cierre multipunto de montaje rápido para correderas
6392A.59	458	Chiusura multipunto a montaggio rapido per scorrevoli	Fast mounting multipoint closure for sliding units	Fermeture multipoints a montage rapide pour coulissants	Cierre multipunto de montaje rápido para correderas
6392A.99	457	Chiusura multipunto a montaggio rapido per scorrevoli	Fast mounting multipoint closure for sliding units	Fermeture multipoints a montage rapide pour coulissants	Cierre multipunto de montaje rápido para correderas
6394	455	Chiusura multipunto a montaggio rapido per scorrevoli	Fast mounting multipoint closure for sliding units	Fermeture multipoints a montage rapide pour coulissants	cierre multipunto de montaje rápido para correderas
6394A	456	Chiusura multipunto a montaggio rapido per scorrevoli	Fast mounting multipoint closure for sliding units	Fermeture multipoints a montage rapide pour coulissants	Cierre multipunto de montaje rápido para correderas
6394A.1	458	Chiusura multipunto a montaggio rapido per scorrevoli	Fast mounting multipoint closure for sliding units	Fermeture multipoints a montage rapide pour coulissants	Cierre multipunto de montaje rápido para correderas
6394A.11	458	Chiusura multipunto a montaggio rapido per scorrevoli	Fast mounting multipoint closure for sliding units	Fermeture multipoints a montage rapide pour coulissants	Cierre multipunto de montaje rápido para correderas
6394A.2	458	Chiusura multipunto a montaggio rapido per scorrevoli	Fast mounting multipoint closure for sliding units	Fermeture multipoints a montage rapide pour coulissants	Cierre multipunto de montaje rápido para correderas
6394A.20	458	Chiusura multipunto a montaggio rapido per scorrevoli	Fast mounting multipoint closure for sliding units	Fermeture multipoints a montage rapide pour coulissants	Cierre multipunto de montaje rápido para correderas
6394A.21	458	Chiusura multipunto a montaggio rapido per scorrevoli	Fast mounting multipoint closure for sliding units	Fermeture multipoints a montage rapide pour coulissants	Cierre multipunto de montaje rápido para correderas
6394A.26	458	Chiusura multipunto a montaggio rapido per scorrevoli	Fast mounting multipoint closure for sliding units	Fermeture multipoints a montage rapide pour coulissants	Cierre multipunto de montaje rápido para correderas
6394A.4	458	Chiusura multipunto a montaggio rapido per scorrevoli	Fast mounting multipoint closure for sliding units	Fermeture multipoints a montage rapide pour coulissants	Cierre multipunto de montaje rápido para correderas
6394A.41	458	Chiusura multipunto a montaggio rapido per scorrevoli	Fast mounting multipoint closure for sliding units	Fermeture multipoints a montage rapide pour coulissants	Cierre multipunto de montaje rápido para correderas
6394A.42	457	Chiusura multipunto a montaggio rapido per scorrevoli	Fast mounting multipoint closure for sliding units	Fermeture multipoints a montage rapide pour coulissants	Cierre multipunto de montaje rápido para correderas
6394A.59	457	Chiusura multipunto a montaggio rapido per scorrevoli	Fast mounting multipoint closure for sliding units	Fermeture multipoints a montage rapide pour coulissants	Cierre multipunto de montaje rápido para correderas
6394A.6	457	Chiusura multipunto a montaggio rapido per scorrevoli	Fast mounting multipoint closure for sliding units	Fermeture multipoints a montage rapide pour coulissants	Cierre multipunto de montaje rápido para correderas
6394A.99	461	Chiusura multipunto con predisposizione per cilindro a profilo europeo	Multipoint lock suitable with european cylynder	fermeteure multipoints avec predisposition pour cylindre a profile europeen	Cierre multipunto preparado para inserción de cilindro de perfil europeo pasiva
6397.1	454	Maniglia ad incasso per anta secondaria	Embedded handle for passive sash	Poignee a emboiter pour vantail secondaire	Cierre embutido para hoja pasiva
6397.10	465	Maniglia di traino	Pull handle	Poignee de tirage	Manilla tiradora
6397.11	465	Maniglia di traino	Pull handle	Poignee de tirage	Manilla tiradora
6397.12	463	Maniglia ad incasso con quadro 7mm per chiusure multipunto	Embedded handle with 7 mm pin for multipoint locking	poignee a emboiter cadre 7 mm pour fermeteure multipoints	cierre embutido cuadradillo 7 mm para cierre multipunto
6397.18	463	Maniglia ad incasso con quadro 7mm per chiusure multipunto	Embedded handle with 7 mm pin for multipoint locking	poignee a emboiter cadre 7 mm pour fermeteure multipoints	cierre embutido cuadradillo 7 mm para cierre multipunto
6397.19	463	Maniglia ad incasso con quadro 7mm per chiusure multipunto	Embedded handle with 7 mm pin for multipoint locking	poignee a emboiter cadre 7 mm pour fermeteure multipoints	cierre embutido cuadradillo 7 mm para cierre multipunto
6397.20	463	Maniglia ad incasso con quadro 7mm per chiusure multipunto	Embedded handle with 7 mm pin for multipoint locking	poignee a emboiter cadre 7 mm pour fermeteure multipoints	cierre embutido cuadradillo 7 mm para cierre multipunto
6397.21	463	Maniglia ad incasso con quadro 7mm per chiusure multipunto	Embedded handle with 7 mm pin for multipoint locking	poignee a emboiter cadre 7 mm pour fermeteure multipoints	cierre embutido cuadradillo 7 mm para cierre multipunto
6398.1	454	Maniglia ad incasso per anta secondaria	Embedded handle for passive sash	Poignee a emboiter pour vantail secondaire	Cierre embutido para hoja pasiva
6398.10	467	Maniglia di traino	Pulling handle	Poignee de tirage	Manilla tiradora
6398.11	467	Maniglia di traino	Pulling handle	Poignee de tirage	Manilla tiradora
6399.11	150	Maniglione	Handle	Béquille a poignee	Maneta
6401.1	223	Blocchetto di collegamento	Connecting block	Bloc de jonction	Bloqueo de unión
6401.10	223	Blocchetto di collegamento	Connecting block	Bloc de jonction	Bloqueo de unión
6402	223	Blocchetto di collegamento	Connecting block	Bloc de jonction	Bloqueo de unión
6404	223	Blocchetto di collegamento	Connecting block	Bloc de jonction	Bloqueo de unión
6406.1	114	Accessori per chiusure perimetrali apribili facciate continue	Locking accesories opening curtain wall	Accessoires pour fermetures de ouverture facade	Accesorios de cierre por muro cortina apribile
6415	226	Macchinetta per infissi ad apertura esterna	Mechanism for external opening	Kit pour menuiseries a ouverture exterieure	Mecanismo para cerramientos de apertura externa
6415A	226	Macchinetta per infissi ad apertura esterna	Mechanism for external opening	Kit pour menuiseries a ouverture exterieure	Mecanismo para cerramientos de apertura externa
6415A.2	226	Macchinetta per infissi ad apertura esterna	Mechanism for external opening	Kit pour menuiseries a ouverture exterieure	Mecanismo para cerramientos de apertura externa
6420E.11	227	Perno per infissi ad apertura esterna	Connection pin for external opening	Pivot de jonction pour menuiseries a ouverture exterieure	Pernio de unión para cerramientos de apertura externa

ART	Pagine	Descrizione ita	Descrizione eng	Descrizione fra	Descrione esp
6420E.13	227	Perno per infissi ad apertura esterna	Connection pin for external opening	Pivot de jonction pour menuiseries a ouverture exterieure	Pernio de unión para cerramientos de apertura externa
6420E.16	227	Perno per infissi ad apertura esterna	Connection pin for external opening	Pivot de jonction pour menuiseries a ouverture exterieure	Pernio de unión para cerramientos de apertura externa
6420E.18	227	Perno per infissi ad apertura esterna	Connection pin for external opening	Pivot de jonction pour menuiseries a ouverture exterieure	Pernio de unión para cerramientos de apertura externa
6420E.22	227	Perno per infissi ad apertura esterna	Connection pin for external opening	Pivot de jonction pour menuiseries a ouverture exterieure	Pernio de unión para cerramientos de apertura externa
6420E.25	227	Perno per infissi ad apertura esterna	Connection pin for external opening	Pivot de jonction pour menuiseries a ouverture exterieure	Pernio de unión para cerramientos de apertura externa
6420E.27	227	Perno per infissi ad apertura esterna	Connection pin for external opening	Pivot de jonction pour menuiseries a ouverture exterieure	Pernio de unión para cerramientos de apertura externa
6420E.31	227	Perno per infissi ad apertura esterna	Connection pin for external opening	Pivot de jonction pour menuiseries a ouverture exterieure	Pernio de unión para cerramientos de apertura externa
6421E.21	227	Perno per infissi ad apertura esterna	Connection pin for external opening	Pivot de jonction pour menuiseries a ouverture exterieure	Pernio de unión para cerramientos de apertura externa
6421E.27	227	Perno per infissi ad apertura esterna	Connection pin for external opening	Pivot de jonction pour menuiseries a ouverture exterieure	Pernio de unión para cerramientos de apertura externa
6427.1	225	Kit di fissaggio laterale	Side fixing kit	Kit de fixation laterale	Kit de fijacion lateral
6427.2	225	Kit di fissaggio laterale	Side fixing kit	Kit de fixation laterale	Kit de fijacion lateral
6435	468	Maniglia ad incasso	Embedded handle	Poignee a emboiter	Manilla con cierre embutido
6436	468	Maniglia ad incasso	Embedded handle	Poignee a emboiter	Manilla con cierre embutido
6438	468	Maniglia ad incasso	Embedded handle	Poignee a emboiter	Manilla con cierre embutido
6439	468	Maniglia ad incasso	Embedded handle	Poignee a emboiter	Manilla con cierre embutido
6446	468	Maniglia ad incasso	Embedded handle	Poignee a emboiter	Manilla con cierre embutido
6448	468	Maniglia ad incasso	Embedded handle	Poignee a emboiter	Manilla con cierre embutido
6450.1	471	Maniglia ad incasso ad aggancio rapido	Fast mounting embedded handle	Poignee a emboiter a accrochage rapide	Manilla con cierre embutido de agarre rápido
6451.1	471	Maniglia ad incasso ad aggancio rapido	Fast mounting embedded handle	Poignee a emboiter a accrochage rapide	Manilla con cierre embutido de agarre rápido
6451.20	472	Maniglia di traino ad incasso ad aggancio rapido	Quick coupling recessed pull handle	Poignjée de tirage encastrable à accrochage rapide	manilla tirador embutida de agarre rápido
6452	471	Maniglia ad incasso ad aggancio rapido	Fast mounting embedded handle	Poignee a emboiter a accrochage rapide	Manilla con cierre embutido de agarre rápido
6452.1	471	Maniglia ad incasso ad aggancio rapido	Fast mounting embedded handle	Poignee a emboiter a accrochage rapide	Manilla con cierre embutido de agarre rápido
6452.13	474	Maniglia ad incasso doppia	Double embedded handle	Poignee double a emboiter	Manilla con cierre embutido doble
6452.20	472	Maniglia di traino ad incasso ad aggancio rapido	Quick coupling recessed pull handle	Poignjée de tirage encastrable à accrochage rapide	manilla tirador embutida de agarre rápido
6452.3	473	Maniglia ad incasso ad aggancio rapido	fast mounting embedded handle	Poignee a emboiter a accrochage rapide	Manilla con cierre embutido de agarre rápido
6458	469	Maniglia ad incasso doppia	Double embedded handle	Poignee double a emboiter	Manilla con cierre embutido doble
6468	470	Maniglia ad incasso doppia	Double embedded handle	Poignee double a emboiter	Manilla con cierre embutido doble
6470T	478	Kit di chiusura per maniglie inner e innerclick	Cosing kit for inner and innerclick handles	Kit de fermeture pour poignees inner et innerclick	Kit de cierre para manillas “inner” y “innerclick”
6470T.61	478	Kit di chiusura per maniglie inner e innerclick	Cosing kit for inner and innerclick handles	Kit de fermeture pour poignees inner et innerclick	Kit de cierre para manillas “inner” y “innerclick”
6471T.50	478	Kit di chiusura per maniglie inner e innerclick	Cosing kit for inner and innerclick handles	Kit de fermeture pour poignees inner et innerclick	Kit de cierre para manillas “inner” y “innerclick”
6474T	478	Kit di chiusura per maniglie inner e innerclick	Cosing kit for inner and innerclick handles	Kit de fermeture pour poignees inner et innerclick	Kit de cierre para manillas “inner” y “innerclick”
6476T	478	Kit di chiusura per maniglie inner e innerclick	Cosing kit for inner and innerclick handles	Kit de fermeture pour poignees inner et innerclick	Kit de cierre para manillas “inner” y “innerclick”
6477.1	477	Kit di chiusura per maniglie inner e innerclick	Cosing kit for inner and innerclick handles	Kit de fermeture pour poignees inner et innerclick	Kit de cierre para manillas “inner” y “innerclick”
6477.2	477	Kit di chiusura per maniglie inner e innerclick	Cosing kit for inner and innerclick handles	Kit de fermeture pour poignees inner et innerclick	Kit de cierre para manillas “inner” y “innerclick”
6477.21	477	Kit di chiusura per maniglie inner e innerclick	Cosing kit for inner and innerclick handles	Kit de fermeture pour poignees inner et innerclick	Kit de cierre para manillas “inner” y “innerclick”
6477.22	477	Kit di chiusura per maniglie inner e innerclick	Cosing kit for inner and innerclick handles	Kit de fermeture pour poignees inner et innerclick	Kit de cierre para manillas “inner” y “innerclick”
6477.23	477	Kit di chiusura per maniglie inner e innerclick	Closing kit for inner and innerclick handles	Kit de fermeteure pour poignees inner et innerclick	Kit de cierre para manillas “inner” y “innerclick”
6477.3	477	Kit di chiusura per maniglie inner e innerclick	Cosing kit for inner and innerclick handles	Kit de fermeture pour poignees inner et innerclick	Kit de cierre para manillas “inner” y “innerclick”
6477.4	477	Kit di chiusura per maniglie inner e innerclick	Cosing kit for inner and innerclick handles	Kit de fermeture pour poignees inner et innerclick	Kit de cierre para manillas “inner” y “innerclick”
6477.40	477	Kit di chiusura per maniglie inner e innerclick	Cosing kit for inner and innerclick handles	Kit de fermeture pour poignees inner et innerclick	Kit de cierre para manillas “inner” y “innerclick”
6477.41	477	Kit di chiusura per maniglie inner e innerclick	Cosing kit for inner and innerclick handles	Kit de fermeture pour poignees inner et innerclick	Kit de cierre para manillas “inner” y “innerclick”
6477.5	477	Kit di chiusura per maniglie inner e innerclick	Cosing kit for inner and innerclick handles	Kit de fermeture pour poignees inner et innerclick	Kit de cierre para manillas “inner” y “innerclick”
6477.6	477	Kit di chiusura per maniglie inner e innerclick	Cosing kit for inner and innerclick handles	Kit de fermeture pour poignees inner et innerclick	Kit de cierre para manillas “inner” y “innerclick”
6478T.1	477	Kit di chiusura per maniglie inner e innerclick	Cosing kit for inner and innerclick handles	Kit de fermeture pour poignees inner et innerclick	Kit de cierre para manillas “inner” y “innerclick”
6478T.2	477	Kit di chiusura per maniglie inner e innerclick	Cosing kit for inner and innerclick handles	Kit de fermeture pour poignees inner et innerclick	Kit de cierre para manillas “inner” y “innerclick”
6478T.3	477	Kit di chiusura per maniglie inner e innerclick	Cosing kit for inner and innerclick handles	Kit de fermeture pour poignees inner et innerclick	Kit de cierre para manillas “inner” y “innerclick”
6478T.4	477	Kit di chiusura per maniglie inner e innerclick	Cosing kit for inner and innerclick handles	Kit de fermeture pour poignees inner et innerclick	Kit de cierre para manillas “inner” y “innerclick”
6478T.5	477	Kit di chiusura per maniglie inner e innerclick	Cosing kit for inner and innerclick handles	Kit de fermeture pour poignees inner et innerclick	Kit de cierre para manillas “inner” y “innerclick”
6478T.6	477	Kit di chiusura per maniglie inner e innerclick	Cosing kit for inner and innerclick handles	Kit de fermeture pour poignees inner et innerclick	Kit de cierre para manillas “inner” y “innerclick”
6478T.7	477	Kit di chiusura per maniglie inner e innerclick	Cosing kit for inner and innerclick handles	Kit de fermeture pour poignees inner et innerclick	Kit de cierre para manillas “inner” y “innerclick”
6479T	478	Kit di chiusura per maniglie inner e innerclick	Cosing kit for inner and innerclick handles	Kit de fermeture pour poignees inner et innerclick	Kit de cierre para manillas “inner” y “innerclick”
6479T.4	478	Kit di chiusura per maniglie inner e innerclick	Cosing kit for inner and innerclick handles	Kit de fermeture pour poignees inner et innerclick	Kit de cierre para manillas “inner” y “innerclick”
6479T.61	478	Kit di chiusura per maniglie inner e innerclick	Cosing kit for inner and innerclick handles	Kit de fermeture pour poignees inner et innerclick	Kit de cierre para manillas “inner” y “innerclick”
6479T.7	478	Kit di chiusura per maniglie inner e innerclick	Cosing kit for inner and innerclick handles	Kit de fermeture pour poignees inner et innerclick	Kit de cierre para manillas “inner” y “innerclick”
6480T	478	Kit di chiusura per maniglie inner e innerclick	Cosing kit for inner and innerclick handles	Kit de fermeture pour poignees inner et innerclick	Kit de cierre para manillas “inner” y “innerclick”
6480T.61	478	Kit di chiusura per maniglie inner e innerclick	Cosing kit for inner and innerclick handles	Kit de fermeture pour poignees inner et innerclick	Kit de cierre para manillas “inner” y “innerclick”
6481.1	476	Kit di chiusura per maniglie inner e innerclick	Cosing kit for inner and innerclick handles	Kit de fermeture pour poignees inner et innerclick	Kit de cierre para manillas “inner” y “innerclick”
6481.2	476	Kit di chiusura per maniglie inner e innerclick	Cosing kit for inner and innerclick handles	Kit de fermeture pour poignees inner et innerclick	Kit de cierre para manillas “inner” y “innerclick”
6481.3	476	Kit di chiusura per maniglie inner e innerclick	Cosing kit for inner and innerclick handles	Kit de fermeture pour poignees inner et innerclick	Kit de cierre para manillas “inner” y “innerclick”
6481.6	476	Kit di chiusura per maniglie inner e innerclick	Cosing kit for inner and innerclick handles	Kit de fermeture pour poignees inner et innerclick	Kit de cierre para manillas “inner” y “innerclick”
6486T	478	Kit di chiusura per maniglie inner e innerclick	Cosing kit for inner and innerclick handles	Kit de fermeture pour poignees inner et innerclick	Kit de cierre para manillas “inner” y “innerclick”
6486T.2	478	Kit di chiusura per maniglie inner e innerclick	Cosing kit for inner and innerclick handles	Kit de fermeture pour poignees inner et innerclick	Kit de cierre para manillas “inner” y “innerclick”
6487T.1	478	Kit di chiusura per maniglie inner e innerclick	Cosing kit for inner and innerclick handles	Kit de fermeture pour poignees inner et innerclick	Kit de cierre para manillas “inner” y “innerclick”
6490	479	Maniglia di traino	Pull handle	Poignee de tirage	Manilla tiradora
6491	479	Maniglia di traino	Pull handle	Poignee de tirage	Manilla tiradora
6493	479	Maniglia di traino	Pull handle	Poignee de tirage	Manilla tiradora
6494	479	Maniglia di traino	Pull handle	Poignee de tirage	Manilla tiradora
6495.1	461	Maniglia di traino con quadro 7mm	Sliding handle with 7 mm pin	Poignee de tirage cadre 7mm	Manilla tiradora cuadradillo 7mm
6495.11	475	Maniglia di traino	Pull handle	Poignee de tirage	Manilla tiradora
6495.12	461	Maniglia di traino con quadro 7mm	Sliding handle with 7 mm pin	Poignee de tirage cadre 7mm	Manilla tiradora cuadradillo 7mm

ART	Pagine	Descrizione ita	Descrizione eng	Descrizione fra	Descrione esp
6501.1	480	Maniglia ad incasso	Embedded handle	Poignee a emboiter	Cierre embutido
6502.1	480	Maniglia ad incasso	Embedded handle	Poignee a emboiter	Cierre embutido
6511	481	Maniglia ad incasso a scatto	Snap-in embedded handle	Poignee a emboiter a declic	Manilla con cierre embutido de resorte
6531	485	Maniglia a vaschetta	Embedded handle	Poignee cuvette	Manilla tiradora cóncava
6564	484	Maniglia centrale bloccaggio esterno	Center handle with external locking	Poignee centrale avec blocage exterieur	Manilla central de bloqueo externo
6564.1	484	Maniglia centrale bloccaggio esterno	Center handle with external locking	Poignee centrale avec blocage exterieur	Manilla central de bloqueo externo
6566	484	Maniglia centrale bloccaggio esterno	Center handle with external locking	Poignee centrale avec blocage exterieur	Manilla central de bloqueo externo
6566.1	484	Maniglia centrale bloccaggio esterno	Center handle with external locking	Poignee centrale avec blocage exterieur	Manilla central de bloqueo externo
6567	484	Maniglia centrale bloccaggio esterno	Center handle with external locking	Poignee centrale avec blocage exterieur	Manilla central de bloqueo externo
6567.1	484	Maniglia centrale bloccaggio esterno	Center handle with external locking	Poignee centrale avec blocage exterieur	Manilla central de bloqueo externo
6568	484	Maniglia centrale bloccaggio esterno	Center handle with external locking	Poignee centrale avec blocage exterieur	Manilla central de bloqueo externo
6568.1	484	Maniglia centrale bloccaggio esterno	Center handle with external locking	Poignee centrale avec blocage exterieur	Manilla central de bloqueo externo
6569	484	Maniglia centrale bloccaggio esterno	Center handle with external locking	Poignee centrale avec blocage exterieur	Manilla central de bloqueo externo
6569.1	484	Maniglia centrale bloccaggio esterno	Center handle with external locking	Poignee centrale avec blocage exterieur	Manilla central de bloqueo externo
6580	482	Catenaccio con chiave per scorrevoli	Latch with key for sliding	Verrou avec clef pour coulissants	Pasador con llave para correderas
6580.1	482	Catenaccio con chiave per scorrevoli	Latch with key for sliding	Verrou avec clef pour coulissants	Pasador con llave para correderas
6580.10	482	Catenaccio con chiave per scorrevoli	Latch with key for sliding	Verrou avec clef pour coulissants	Pasador con llave para correderas
6580.11	482	Catenaccio con chiave per scorrevoli	Latch with key for sliding	Verrou avec clef pour coulissants	Pasador con llave para correderas
6580.13	482	Catenaccio limitatore per scorrevoli	Limiter latch for sliding	Verrou limiteur pour coulissant	Pasador limitator para corredera
6580.3	482	Catenaccio limitatore per scorrevoli	Limiter latch for sliding	Verrou limiteur pour coulissant	Pasador limitator para corredera
6601.1	514	Kit di assemblaggio con maniglie e squadrette	Assembling kit with handles and corners	Kit d'assemblage avec poignees et equerres	Kit de montaje con manillas y escuadras
6601.3	503	Kit di assemblaggio	Assembling kit	Kit d'assemblage	Kit de montaje
6601S.4	523	Kit di assemblaggio	Assembling kit	Kit d'assemblage	Kit de montaje
6601X.1	510	Kit di assemblaggio	Assembling kit	Kit d'assemblage a	Kit de montaje
6601X.20	510	Kit di assemblaggio	Assembling kit	Kit d'assemblage a	Kit de montaje
6601X.3	510	Kit di assemblaggio	Assembling kit	Kit d'assemblage a	Kit de montaje
6601Y.10	510	Kit di assemblaggio	Assembling kit	Kit d'assemblage a	Kit de montaje
6601Y.18	510	Kit di assemblaggio	Assembling kit	Kit d'assemblage a	Kit de montaje
6601Y.22	510	Kit di assemblaggio	Assembling kit	Kit d'assemblage a	Kit de montaje
6601Y.23	510	Kit di assemblaggio	Assembling kit	Kit d'assemblage a	Kit de montaje
6601Y.25	510	Kit di assemblaggio	Assembling kit	Kit d'assemblage a	Kit de montaje
6601Y.31	511	Kit di assemblaggio	Assembling kit	Kit d'assemblage a	Kit de montaje
6601Y.5	510	Kit di assemblaggio	Assembling kit	Kit d'assemblage a	Kit de montaje
6601Z.1	507	Kit di assemblaggio	Assembling kit	Kit d'assemblage	Kit de montaje
6601Z.12	507	Kit di assemblaggio	Assembling kit	Kit d'assemblage	Kit de montaje
6601Z.2	507	Kit di assemblaggio	Assembling kit	Kit d'assemblage	Kit de montaje
6601Z.22	507	Kit di assemblaggio	Assembling kit	Kit d'assemblage	Kit de montaje
6601Z.5	506	Kit di assemblaggio	Assembling kit	Kit d'assemblage	Kit de montaje
6602.1	514	Kit di assemblaggio con maniglie e squadrette	Assembling kit with handles and corners	Kit d'assemblage avec poignees et equerres	Kit de montaje con manillas y escuadras
6602.3	514	Kit di assemblaggio con maniglie e squadrette	Assembling kit with handles and corners	Kit d'assemblage avec poignees et equerres	Kit de montaje con manillas y escuadras
6602.5	514	Kit di assemblaggio con maniglie e squadrette	Assembling kit with handles and corners	Kit d'assemblage avec poignees et equerres	Kit de montaje con manillas y escuadras
6602.6	514	Kit di assemblaggio con maniglie e squadrette	Assembling kit with handles and corners	Kit d'assemblage avec poignees et equerres	Kit de montaje con manillas y escuadras
6620.12	504	Kit di assemblaggio con maniglie e squadrette	Assembling kit with handles and corners	Kit d'assemblage avec poignees et equerres	Kit de montaje con manillas y escuadras
6620.2	504	Kit di assemblaggio con maniglie e squadrette	Assembling kit with handles and corners	Kit d'assemblage avec poignees et equerres	Kit de montaje con manillas y escuadras
6620.4	504	Kit di assemblaggio con maniglie e squadrette	Assembling kit with handles and corners	Kit d'assemblage avec poignees et equerres	Kit de montaje con manillas y escuadras
6620.5	504	Kit di assemblaggio con maniglie e squadrette	Assembling kit with handles and corners	Kit d'assemblage avec poignees et equerres	Kit de montaje con manillas y escuadras
6620.5	514	Kit di assemblaggio con maniglie e squadrette	Assembling kit with handles and corners	Kit d'assemblage avec poignees et equerres	Kit de montaje con manillas y escuadras
6620Z.3	508	Kit di assemblaggio con maniglie e squadrette	Assembling kit with handles and corners	Kit d'assemblage avec poignees et equerres	Kit de montaje con manillas y escuadras
6652	502	Carrello doppio registrabile	adjustable double roller	Chariot double reglable	Rueda regulable doble
6656.5	490	Carrello doppio bilanciato registrabile	Balanced adjustable double roller	Chariot double équilibre reglable	Rueda regulable doble
6656.6	490	Carrello doppio bilanciato registrabile	Balanced adjustable double roller	Chariot double équilibre reglable	Rueda regulable doble
6661	501	Carrello fisso a un cuscinetto	One-bearing fixed roller	Chariot fixe a un roulement	Carro fijo con un cojinete
6667	491	Carrello bilanciato registrabile	Balanced adjustable roller	Chariot equilibre reglable	Rueda regulable
6667.1	491	Carrello bilanciato registrabile	Balanced adjustable roller	Chariot equilibre reglable	Rueda regulable
6667.2	491	Carrello bilanciato registrabile	Balanced adjustable roller	Chariot equilibre reglable	Rueda regulable
6668	491	Carrello bilanciato registrabile	Balanced adjustable roller	Chariot equilibre reglable	Rueda regulable
6668.2	491	Carrello bilanciato registrabile	Balanced adjustable roller	Chariot equilibre reglable	Rueda regulable
6668.24	491	Carrello bilanciato registrabile	Balanced adjustable roller	Chariot equilibre reglable	Rueda regulable
6670.10	488	Carrelli in nylon 1 cuscinetto	1-bearing nylon rollers	Chariots en nylon 1 roulement	Ruedas de nylon con 1 cojinete
6670.12	488	Carrelli in nylon 1 cuscinetto	1-bearing nylon rollers	Chariots en nylon 1 roulement	Ruedas de nylon con 1 cojinete
6670.54	488	Carrelli in nylon 1 cuscinetto	1-bearing nylon rollers	Chariots en nylon 1 roulement	Ruedas de nylon con 1 cojinete
6671.1	491	Carrelli in nylon 1 cuscinetto	1-bearing nylon rollers	Chariots en nylon 1 roulement	Ruedas de nylon con 1 cojinete
6671.51	488	Carrelli in nylon 1 cuscinetto	1-bearing nylon rollers	Chariots en nylon 1 roulement	Ruedas de nylon con 1 cojinete
6675.1	492	Carrello bilanciato registrabile	Balanced adjustable roller	Chariot equilibre reglable	Rueda regulable
6675.10	492	Carrello bilanciato registrabile	Balanced adjustable roller	Chariot equilibre reglable	Rueda regulable
6675.12	492	Carrello bilanciato registrabile	Balanced adjustable roller	Chariot equilibre reglable	Rueda regulable
6675.13	492	Carrello bilanciato registrabile	Balanced adjustable roller	Chariot equilibre reglable	Rueda regulable
6675.14	492	Carrello bilanciato registrabile	Balanced adjustable roller	Chariot equilibre reglable	Rueda regulable
6675.15	492	Carrello bilanciato registrabile	Balanced adjustable roller	Chariot equilibre reglable	Rueda regulable
6675.16	492	Carrello bilanciato registrabile	Balanced adjustable roller	Chariot equilibre reglable	Rueda regulable
6675.2	492	Carrello bilanciato registrabile	Balanced adjustable roller	Chariot equilibre reglable	Rueda regulable
6675.21	492	Carrello bilanciato registrabile	Balanced adjustable roller	Chariot equilibre reglable	Rueda regulable
6675.25	492	Carrello bilanciato registrabile	Balanced adjustable roller	Chariot equilibre reglable	Rueda regulable
6675.29	492	Carrello bilanciato registrabile	Balanced adjustable roller	Chariot equilibre reglable	Rueda regulable
6675.3	492	Carrello bilanciato registrabile	Balanced adjustable roller	Chariot equilibre reglable	Rueda regulable
6675.33	492	Carrello bilanciato registrabile	Balanced adjustable roller	Chariot equilibre reglable	Rueda regulable

ART	Pagine	Descrizione ita	Descrizione eng	Descrizione fra	Descrione esp
6675.36	492	Carrello bilanciato registrabile	Balanced adjustable roller	Chariot equilibre reglable	Rueda regulable
6675.6	492	Carrello bilanciato registrabile	Balanced adjustable roller	Chariot equilibre reglable	Rueda regulable
6700.3	518	Kit Cremonese con naselli regolabili	Cremone kit with adjustable hooks	Kit crémone avec pênes reglables	Kit cremona con ganchos regulables
6701.3	518	Kit Cremonese con naselli regolabili	Cremone kit with adjustable hooks	Kit crémone avec pênes reglables	Kit cremona con ganchos regulables
6702.3	518	Kit Cremonese con naselli regolabili	Cremone kit with adjustable hooks	Kit crémone avec pênes reglables	Kit cremona con ganchos regulables
6711	521	Kit carrelli AS200	Rollers kit AS200	Kit chariots AS200	Kit de ruedas AS200
6711.1	522	Kit carrelli AS200	Rollers kit AS200	Kit chariots AS200	Kit de ruedas AS200
6711.10	521	Kit carrelli AS200	Rollers kit AS200	Kit chariots AS200	Kit de ruedas AS200
6711.11	522	Kit carrelli AS200	Rollers kit AS200	Kit chariots AS200	Kit de ruedas AS200
6720.1	520	Kit Contropiastre	Counterplates kit	Kit gâches	Kit cerraderos
6720.14	520	Kit microventilazione	Microventilation kit	Dispositif de micro-ventilation	Dispositivo de microventilación
6720.15	519	Kit Contropiastre	Counterplates kit	Kit gâches	Kit cerraderos
6720.3	519	Kit Contropiastre	Counterplates kit	Kit gâches	Kit cerraderos
6720.5	522	Kit carrelli AS200	Rollers kit AS200	Kit chariots AS200	Kit de ruedas AS200
6720.7	520	Kit microventilazione	Microventilation kit	Dispositif de micro-ventilation	Dispositivo de microventilación
6720.8	519	Kit Contropiastre	Counterplates kit	Kit gâches	Kit cerraderos
6721.1	519	Kit Cremonese con naselli regolabili	Cremone kit with adjustable hooks	Kit crémone avec pênes reglables	Kit cremona con ganchos regulables
6730.13	525	Kit Cremonese	Cremone kit	Kit crémone	Kit cremona
6730.17	525	Kit Cremonese	Cremone kit	Kit crémone	Kit cremona
6730.21	525	Kit Cremonese	Cremone kit	Kit crémone	Kit cremona
6730.25	525	Kit Cremonese	Cremone kit	Kit crémone	Kit cremona
6730.28	525	Kit Cremonese	Cremone kit	Kit crémone	Kit cremona
6730.33	525	Kit Cremonese	Cremone kit	Kit crémone	Kit cremona
6730.38	525	Kit Cremonese	Cremone kit	Kit crémone	Kit cremona
6731.13	525	Kit Cremonese	Cremone kit	Kit crémone	Kit cremona
6731.17	525	Kit Cremonese	Cremone kit	Kit crémone	Kit cremona
6731.21	525	Kit Cremonese	Cremone kit	Kit crémone	Kit cremona
6731.25	525	Kit Cremonese	Cremone kit	Kit crémone	Kit cremona
6731.28	525	Kit Cremonese	Cremone kit	Kit crémone	Kit cremona
6731.33	525	Kit Cremonese	Cremone kit	Kit crémone	Kit cremona
6731.38	525	Kit Cremonese	Cremone kit	Kit crémone	Kit cremona
6732.13	527	Kit Cremonese	Cremone kit	Kit crémone	Kit cremona
6732.19	527	Kit Cremonese	Cremone kit	Kit crémone	Kit cremona
6732.25	527	Kit Cremonese	Cremone kit	Kit crémone	Kit cremona
6732.28	527	Kit Cremonese	Cremone kit	Kit crémone	Kit cremona
6732.33	527	Kit Cremonese	Cremone kit	Kit crémone	Kit cremona
6732.38	527	Kit Cremonese	Cremone kit	Kit crémone	Kit cremona
6733.13	527	Kit Cremonese	Cremone kit	Kit crémone	Kit cremona
6733.19	527	Kit Cremonese	Cremone kit	Kit crémone	Kit cremona
6733.25	527	Kit Cremonese	Cremone kit	Kit crémone	Kit cremona
6733.28	527	Kit Cremonese	Cremone kit	Kit crémone	Kit cremona
6733.33	527	Kit Cremonese	Cremone kit	Kit crémone	Kit cremona
6733.38	527	Kit Cremonese	Cremone kit	Kit crémone	Kit cremona
6734.1	526	Perno di chiusura	Locking Bolt	Pion de fermeture	Pernio de cierre
6734.11	526	Perno di chiusura con microventilazione	Locking Bolt with microventilation	Pion de fermeture avec micro-ventilation	Pernio de cierre con microventilación
6734.12	526	Perno di chiusura con microventilazione	Locking Bolt with microventilation	Pion de fermeture avec micro-ventilation	Pernio de cierre con microventilación
6734.13	526	Perno di chiusura con microventilazione	Locking Bolt with microventilation	Pion de fermeture avec micro-ventilation	Pernio de cierre con microventilación
6734.14	526	Perno di chiusura con microventilazione	Locking Bolt with microventilation	Pion de fermeture avec micro-ventilation	Pernio de cierre con microventilación
6734.15	526	Perno di chiusura con microventilazione	Locking Bolt with microventilation	Pion de fermeture avec micro-ventilation	Pernio de cierre con microventilación
6734.16	526	Perno di chiusura con microventilazione	Locking Bolt with microventilation	Pion de fermeture avec micro-ventilation	Pernio de cierre con microventilación
6734.17	526	Perno di chiusura con microventilazione	Locking Bolt with microventilation	Pion de fermeture avec micro-ventilation	Pernio de cierre con microventilación
6734.2	526	Perno di chiusura	Locking Bolt	Pion de fermeture	Pernio de cierre
6734.3	526	Perno di chiusura	Locking Bolt	Pion de fermeture	Pernio de cierre
6734.30	531	Spessore riscontro	Lock thickness	Épaisseur de la gâche	Espesor de bloqueo
6734.4	526	Perno di chiusura	Locking Bolt	Pion de fermeture	Pernio de cierre
6734.5	526	Perno di chiusura	Locking Bolt	Pion de fermeture	Pernio de cierre
6734.6	526	Perno di chiusura	Locking Bolt	Pion de fermeture	Pernio de cierre
6735	528	Riscontro regolabile	Adjustable counterplate	Gâche reglable	Cerradero regulable
6736.10	526	Spessori asta	Cremone kit thickness	Kit crémone cales	Kit cremona espesores
6736.14	526	Spessori asta	Cremone kit thickness	Kit crémone cales	Kit cremona espesores
6736.16	526	Spessori asta	Cremone kit thickness	Kit crémone cales	Kit cremona espesores
6736.18	526	Spessori asta	Cremone kit thickness	Kit crémone cales	Kit cremona espesores
6736.20	526	Spessori asta	Cremone kit thickness	Kit crémone cales	Kit cremona espesores
6736.22	526	Spessori asta	Cremone kit thickness	Kit crémone cales	Kit cremona espesores
6736.25	526	Spessori asta	Cremone kit thickness	Kit crémone cales	Kit cremona espesores
6736.30	526	Spessori asta	Cremone kit thickness	Kit crémone cales	Kit cremona espesores
6736.32	526	Spessori asta	Cremone kit thickness	Kit crémone cales	Kit cremona espesores
6736.36	526	Spessori asta	Cremone kit thickness	Kit crémone cales	Kit cremona espesores
6736.4	526	Spessori asta	Cremone kit thickness	Kit crémone cales	Kit cremona espesores
6737	526	Ammortizzatore serratura	Cremone dumper	Kit crémone cales	Kit cremona espesores
6740	529	Kit carrelli AS300	Rollers kit AS300	Kit chariots AS300	Kit de ruedas AS300
6740.10	530	Kit carrelli supplementari AS300	Extra rollers kit AS300	Kit supplementaire chariots AS300	Kit suplementario de ruedas AS300
6740.11	530	Kit carrelli supplementari AS300	Extra rollers kit AS300	Kit supplementaire chariots AS300	Kit suplementario de ruedas AS300
6742.10	530	Spessore verticale carrello AS300	Vertical roller thickness AS300	Cales verticales pour chariots AS300	Espesores verticales para ruedas AS300
6742.14	530	Spessore verticale carrello AS300	Vertical roller thickness AS300	Cales verticales pour chariots AS300	Espesores verticales para ruedas AS300
6742.16	530	Spessore verticale carrello AS300	Vertical roller thickness AS300	Cales verticales pour chariots AS300	Espesores verticales para ruedas AS300

ART	Pagine	Descrizione ita	Descrizione eng	Descrizione fra	Descrione esp
6742.18	530	Spessore verticale carrello AS300	Vertical roller thickness AS300	Cales verticales pour chariots AS300	Espesores verticales para ruedas AS300
6742.20	530	Spessore verticale carrello AS300	Vertical roller thickness AS300	Cales verticales pour chariots AS300	Espesores verticales para ruedas AS300
6742.22	530	Spessore verticale carrello AS300	Vertical roller thickness AS300	Cales verticales pour chariots AS300	Espesores verticales para ruedas AS300
6742.25	530	Spessore verticale carrello AS300	Vertical roller thickness AS300	Cales verticales pour chariots AS300	Espesores verticales para ruedas AS300
6742.26	530	Spessore verticale carrello AS300	Vertical roller thickness AS300	Cales verticales pour chariots AS300	Espesores verticales para ruedas AS300
6742.29	530	Spessore verticale carrello AS300	Vertical roller thickness AS300	Cales verticales pour chariots AS300	Espesores verticales para ruedas AS300
6742.30	530	Spessore verticale carrello AS300	Vertical roller thickness AS300	Cales verticales pour chariots AS300	Espesores verticales para ruedas AS300
6742.32	530	Spessore verticale carrello AS300	Vertical roller thickness AS300	Cales verticales pour chariots AS300	Espesores verticales para ruedas AS300
6742.36	530	Spessore verticale carrello AS300	Vertical roller thickness AS300	Cales verticales pour chariots AS300	Espesores verticales para ruedas AS300
6742A.10	530	Spessore orizzontale carrello AS300	Horizontal roller thickness AS300	Cales horizontales pour chariots AS300	Espesores horizontales para ruedas AS300
6742A.3	530	Spessore orizzontale carrello AS300	Horizontal roller thickness AS300	Cales horizontales pour chariots AS300	Espesores horizontales para ruedas AS300
6742A.5	530	Spessore orizzontale carrello AS300	Horizontal roller thickness AS300	Cales horizontales pour chariots AS300	Espesores horizontales para ruedas AS300
6742A.6	530	Spessore orizzontale carrello AS300	Horizontal roller thickness AS300	Cales horizontales pour chariots AS300	Espesores horizontales para ruedas AS300
6742A.8	530	Spessore orizzontale carrello AS300	Horizontal roller thickness AS300	Cales horizontales pour chariots AS300	Espesores horizontales para ruedas AS300
6743	530	Sistema di sostegno per carrelli AS300	Support system for rollers kit AS300	Système de soutien pour chariots AS300	Sistema de apoyo para ruedas AS300
6810	496	Tassello ammortizzatore antiscarrucolamento	Safety shock-absorbing block	Tasseau amortisseur anti-deraillement	Taco amortiguador antidescarrilamiento
6811	496	Tassello ammortizzatore antiscarrucolamento	Safety shock-absorbing block	Tasseau amortisseur anti-deraillement	Taco amortiguador antidescarrilamiento
6812.1	496	Tassello ammortizzatore antiscarrucolamento	Safety shock-absorbing block	Tasseau amortisseur anti-deraillement	Taco amortiguador antidescarrilamiento
6812.2	496	Tassello ammortizzatore antiscarrucolamento	Safety shock-absorbing block	Tasseau amortisseur anti-deraillement	Taco amortiguador antidescarrilamiento
6813.1	496	Tassello ammortizzatore antiscarrucolamento	Safety shock-absorbing block	Tasseau amortisseur anti-deraillement	Taco amortiguador antidescarrilamiento
6814	496	Tassello ammortizzatore antiscarrucolamento	Safety shock-absorbing block	Tasseau amortisseur anti-deraillement	Taco amortiguador antidescarrilamiento
6815	496	Tassello ammortizzatore antiscarrucolamento	Safety shock-absorbing block	Tasseau amortisseur anti-deraillement	Taco amortiguador antidescarrilamiento
6815B	496	Tassello ammortizzatore antiscarrucolamento	Safety shock-absorbing block	Tasseau amortisseur anti-deraillement	Taco amortiguador antidescarrilamiento
6816	496	Tassello ammortizzatore antiscarrucolamento	Safety shock-absorbing block	Tasseau amortisseur anti-deraillement	Taco amortiguador antidescarrilamiento
6816.1	496	Tassello ammortizzatore antiscarrucolamento	Safety shock-absorbing block	Tasseau amortisseur anti-deraillement	Taco amortiguador antidescarrilamiento
6816.2	496	Tassello ammortizzatore antiscarrucolamento	Safety shock-absorbing block	Tasseau amortisseur anti-deraillement	Taco amortiguador antidescarrilamiento
6816.3	496	Tassello ammortizzatore antiscarrucolamento	Safety shock-absorbing block	Tasseau amortisseur anti-deraillement	Taco amortiguador antidescarrilamiento
6816.4	496	Tassello ammortizzatore antiscarrucolamento	Safety shock-absorbing block	Tasseau amortisseur anti-deraillement	Taco amortiguador antidescarrilamiento
6816.5	496	Tassello ammortizzatore antiscarrucolamento	Safety shock-absorbing block	Tasseau amortisseur anti-deraillement	Taco amortiguador antidescarrilamiento
6817	496	Tassello ammortizzatore antiscarrucolamento	Safety shock-absorbing block	Tasseau amortisseur anti-deraillement	Taco amortiguador antidescarrilamiento
6818	496	Tassello ammortizzatore antiscarrucolamento	Safety shock-absorbing block	Tasseau amortisseur anti-deraillement	Taco amortiguador antidescarrilamiento
6819	496	Tassello ammortizzatore antiscarrucolamento	Safety shock-absorbing block	Tasseau amortisseur anti-deraillement	Taco amortiguador antidescarrilamiento
6819.1	496	Tassello ammortizzatore antiscarrucolamento	Safety shock-absorbing block	Tasseau amortisseur anti-deraillement	Taco amortiguador antidescarrilamiento
6820	496	Tassello ammortizzatore antiscarrucolamento	Safety shock-absorbing block	Tasseau amortisseur anti-deraillement	Taco amortiguador antidescarrilamiento
6821	494	Tappo coprilavorazione	Cover plug	Cache usinage	Tapón para cubrir la mecanización
6822	494	Tappo coprilavorazione	Cover plug	Cache usinage	Tapón para cubrir la mecanización
6823	494	Tappo coprilavorazione	Cover plug	Cache usinage	Tapón para cubrir la mecanización
6824	494	Tappo coprilavorazione	Cover plug	Cache usinage	Tapón para cubrir la mecanización
6824.2	494	Tappo coprilavorazione	Cover plug	Cache usinage	Tapón para cubrir la mecanización
6824.3	494	Tappo coprilavorazione	Cover plug	Cache usinage	Tapón para cubrir la mecanización
6824.4	494	Tappo coprilavorazione	Cover plug	Cache usinage	Tapón para cubrir la mecanización
6825	494	Tappo coprilavorazione	Cover plug	Cache usinage	Tapón para cubrir la mecanización
6825.1	494	Tappo coprilavorazione	Cover plug	Cache usinage	Tapón para cubrir la mecanización
6825A	494	Tappo coprilavorazione	Cover plug	Cache usinage	Tapón para cubrir la mecanización
6827	494	Tappo coprilavorazione	Cover plug	Cache usinage	Tapón para cubrir la mecanización
6829	494	Tappo coprilavorazione	Cover plug	Cache usinage	Tapón para cubrir la mecanización
6829.1	494	Tappo coprilavorazione	Cover plug	Cache usinage	Tapón para cubrir la mecanización
6830	494	Tappo coprilavorazione	Cover plug	Cache usinage	Tapón para cubrir la mecanización
6832	498	Tassello di tenuta centrale con spazzolino	Block with center seal and brush	Patin etancheite centrale avec joint brosse	Taco retenedor central con cepillo
6833	498	Tassello di tenuta centrale con spazzolino	Block with center seal and brush	Patin etancheite centrale avec joint brosse	Taco retenedor central con cepillo
6834	498	Tassello di tenuta centrale con spazzolino	Block with center seal and brush	Patin etancheite centrale avec joint brosse	Taco retenedor central con cepillo
6835.16	498	Tassello di tenuta centrale con spazzolino	Block with center seal and brush	Patin etancheite centrale avec joint brosse	Taco retenedor central con cepillo
6835.2	498	Tassello di tenuta centrale con spazzolino	Block with center seal and brush	Patin etancheite centrale avec joint brosse	Taco retenedor central con cepillo
6835.3	498	Tassello di tenuta centrale con spazzolino	Block with center seal and brush	Patin etancheite centrale avec joint brosse	Taco retenedor central con cepillo
6835.4	498	Tassello di tenuta centrale con spazzolino	Block with center seal and brush	Patin etancheite centrale avec joint brosse	Taco retenedor central con cepillo
6835.5	498	Tassello di tenuta centrale con spazzolino	Block with center seal and brush	Patin etancheite centrale avec joint brosse	Taco retenedor central con cepillo
6835.6	498	Tassello di tenuta centrale con spazzolino	Block with center seal and brush	Patin etancheite centrale avec joint brosse	Taco retenedor central con cepillo
6835.7	498	Tassello di tenuta centrale con spazzolino	Block with center seal and brush	Patin etancheite centrale avec joint brosse	Taco retenedor central con cepillo
6835.9	498	Tassello di tenuta centrale con spazzolino	Block with center seal and brush	Patin etancheite centrale avec joint brosse	Taco retenedor central con cepillo
6836.1	498	Tassello di tenuta centrale con spazzolino	Block with center seal and brush	Patin etancheite centrale avec joint brosse	Taco retenedor central con cepillo
6836.3	498	Tassello di tenuta centrale con spazzolino	Block with center seal and brush	Patin etancheite centrale avec joint brosse	Taco retenedor central con cepillo
6841	486	Boccola di drenaggio con valvola	Bush drain with valve	Boucle de drain avec valve	Drenaje casquillo con válvula
6841.1	486	Boccola di drenaggio con valvola	Bush drain with valve	Boucle de drain avec valve	Drenaje casquillo con válvula
6841.1T	486	Sistemi di drenaggio	Drainage systems	Systemes de drainage	Sistemas de drenaje
6841.3	486	Boccola di drenaggio con valvola	Bush drain with valve	Boucle de drain avec valve	Drenaje casquillo con válvula
6841.3T	486	Sistemi di drenaggio	Drainage systems	Systemes de drainage	Sistemas de drenaje
6841.4	486	Boccola di drenaggio con valvola	Bush drain with valve	Boucle de drain avec valve	Drenaje casquillo con válvula
6841.4T	486	Sistemi di drenaggio	Drainage systems	Systemes de drainage	Sistemas de drenaje
6841.5	486	Boccola di drenaggio con valvola	Bush drain with valve	Boucle de drain avec valve	Drenaje casquillo con válvula
6841.6	486	Sistemi di drenaggio	Drainage systems	Systemes de drainage	Sistemas de drenaje
6841.T	486	Sistemi di drenaggio	Drainage systems	Systemes de drainage	Sistemas de drenaje
6844.1	500	Paracolpi per sistemi scorrevoli ad applicare	Door bumper for sliding	Butée de coulissant	Amortiguador para correderas
6844.2	500	Paracolpi per sistemi scorrevoli ad applicare	Door bumper for sliding	Butée de coulissant	Amortiguador para correderas
6845.3	496	Tassello ammortizzatore antiscarrucolamento	Safety shock-absorbing block	Tasseau amortisseur anti-deraillement	Taco amortiguador antidescarrilamiento
6845.4	496	Tassello ammortizzatore antiscarrucolamento	Safety shock-absorbing block	Tasseau amortisseur anti-deraillement	Taco amortiguador antidescarrilamiento
6850.2	496	Tassello ammortizzatore antiscarrucolamento	Safety shock-absorbing block	Tasseau amortisseur anti-deraillement	Taco amortiguador antidescarrilamiento

ART	Pagine	Descrizione ita	Descrizione eng	Descrizione fra	Descrione esp
6851.1	496	Tassello ammortizzatore antiscarrucolamento	Safety shock-absorbing block	Tasseau amortisseur anti-deraillement	Taco amortiguador antidescarrilamiento
6851.2	496	Tassello ammortizzatore antiscarrucolamento	Safety shock-absorbing block	Tasseau amortisseur anti-deraillement	Taco amortiguador antidescarrilamiento
6852.1	496	Tassello ammortizzatore antiscarrucolamento	Safety shock-absorbing block	Tasseau amortisseur anti-deraillement	Taco amortiguador antidescarrilamiento
6852.2	496	Tassello ammortizzatore antiscarrucolamento	Safety shock-absorbing block	Tasseau amortisseur anti-deraillement	Taco amortiguador antidescarrilamiento
6852.3	496	Tassello ammortizzatore antiscarrucolamento	Safety shock-absorbing block	Tasseau amortisseur anti-deraillement	Taco amortiguador antidescarrilamiento
6852.4	496	Tassello ammortizzatore antiscarrucolamento	Safety shock-absorbing block	Tasseau amortisseur anti-deraillement	Taco amortiguador antidescarrilamiento
6853.1	496	Tassello ammortizzatore antiscarrucolamento	Safety shock-absorbing block	Tasseau amortisseur anti-deraillement	Taco amortiguador antidescarrilamiento
6860.2	494	Tappo coprilavorazione	Cover plug	Cache usinage	Tapón para cubrir la mecanización
6861.1	494	Tappo coprilavorazione	Cover plug	Cache usinage	Tapón para cubrir la mecanización
7011.2	71	Accessori per zanzariere	Accessories for mosquito nets	Accesorios para mosquiteros	Accessoires pour moustiquaires
7013.2	71	Accessori per zanzariere	Accessories for mosquito nets	Accesorios para mosquiteros	Accessoires pour moustiquaires
7015	71	Accessori per zanzariere	Accessories for mosquito nets	Accesorios para mosquiteros	Accessoires pour moustiquaires
7017	71	Accessori per zanzariere	Accessories for mosquito nets	Accesorios para mosquiteros	Accessoires pour moustiquaires
7021.1	71	Accessori per zanzariere	Accessories for mosquito nets	Accesorios para mosquiteros	Accessoires pour moustiquaires
7051	71	Accessori per zanzariere	Accessories for mosquito nets	Accesorios para mosquiteros	Accessoires pour moustiquaires
7054	71	Accessori per zanzariere	Accessories for mosquito nets	Accesorios para mosquiteros	Accessoires pour moustiquaires
7055	71	Accessori per zanzariere	Accessories for mosquito nets	Accesorios para mosquiteros	Accessoires pour moustiquaires
7061	71	Accessori per zanzariere	Accessories for mosquito nets	Accesorios para mosquiteros	Accessoires pour moustiquaires
7081.1	433	Cerniera per zanzariere	Hinge for window screen	Paumelle pour moustiquaires	Bisagra para mosquiteros
7081.3	433	Cerniera per zanzariere	Hinge for window screen	Paumelle pour moustiquaires	Bisagra para mosquiteros
8000.12	393	Fissaggi cerniere porte profili freddi	Cold profile fixing	Fixation pour les profilés froids	Fijación para perfiles frío
8000.13	394	Fissaggi cerniere porte profili freddi	Cold profile fixing	Fixation pour les profilés froids	Fijación para perfiles frío
8000.14	394	Fissaggi cerniere porte profili freddi	Cold profile fixing	Fixation pour les profilés froids	Fijación para perfiles frío
8000.20	411	Dima di foratura per cerniere porta	Drilling template for door hinges	Gabarit de perçage pour paumelle pour portes	Plantilla de perforación para bisagras para puertas
8000.21	411	Dima di foratura per cerniere porta	Drilling template for door hinges	Gabarit de perçage pour paumelle pour portes	Plantilla de perforación para bisagras para puertas
8000.23	411	Dima di foratura per cerniere porta	Drilling template for door hinges	Gabarit de perçage pour paumelle pour portes	Plantilla de perforación para bisagras para puertas
8000.39	393	Fissaggi cerniere porte profili freddi	Cold profile fixing	Fixation pour les profilés froids	Fijación para perfiles frío
8000.40	393	Fissaggi cerniere porte profili freddi	Cold profile fixing	Fixation pour les profilés froids	Fijación para perfiles frío
8000.9	393	Fissaggi cerniere porte profili freddi	Cold profile fixing	Fixation pour les profilés froids	Fijación para perfiles frío
8000C	390	Cerniera per porte	Door hinge	Paumelle pour portes	Bisagra para puertas
8000D	390	Cerniera per porte	Door hinge	Paumelle pour portes	Bisagra para puertas
8001C	390	Cerniera per porte	Door hinge	Paumelle pour portes	Bisagra para puertas
8001D	390	Cerniera per porte	Door hinge	Paumelle pour portes	Bisagra para puertas
8002C	390	Cerniera per porte	Door hinge	Paumelle pour portes	Bisagra para puertas
8002D	390	Cerniera per porte	Door hinge	Paumelle pour portes	Bisagra para puertas
8003C	390	Cerniera per porte	Door hinge	Paumelle pour portes	Bisagra para puertas
8003D	390	Cerniera per porte	Door hinge	Paumelle pour portes	Bisagra para puertas
8004C	390	Cerniera per porte	Door hinge	Paumelle pour portes	Bisagra para puertas
8004D	390	Cerniera per porte	Door hinge	Paumelle pour portes	Bisagra para puertas
8010	396	Cerniera per porte	Door hinge	Paumelle pour portes	Bisagra para puertas
8010.10	393	Fissaggi cerniere porte profili freddi	Cold profile fixing	Fixation pour les profilés froids	Fijación para perfiles frío
8010.11	397	Cerniera per porte	Door hinge	Paumelle pour portes	Bisagra para puertas
8010.13	395	Fissaggi cerniere porte profili taglio termico	Thermal break fixing	Fixation pour les profilés à rupture thermique	Fijación para perfiles de corte térmico
8010.14	395	Fissaggi cerniere porte profili taglio termico	Thermal break fixing	Fixation pour les profilés à rupture thermique	Fijación para perfiles de corte térmico
8010.15	395	Fissaggi cerniere porte profili taglio termico	Thermal break fixing	Fixation pour les profilés à rupture thermique	Fijación para perfiles de corte térmico
8010.16	393	Fissaggi cerniere porte profili freddi	Cold profile fixing	Fixation pour les profilés froids	Fijación para perfiles frío
8010.17	393	Fissaggi cerniere porte profili freddi	Cold profile fixing	Fixation pour les profilés froids	Fijación para perfiles frío
8010.18	393	Fissaggi cerniere porte profili freddi	Cold profile fixing	Fixation pour les profilés froids	Fijación para perfiles frío
8010.19	393	Fissaggi cerniere porte profili freddi	Cold profile fixing	Fixation pour les profilés froids	Fijación para perfiles frío
8010.25	401	Gradini per Dinamika	Dinamika steps	Etapes de Dinamika	Pasos para Dinamika
8010.26	401	Gradini per Dinamika	Dinamika steps	Etapes de Dinamika	Pasos para Dinamika
8010.27	401	Gradini per Dinamika	Dinamika steps	Etapes de Dinamika	Pasos para Dinamika
8010.28	401	Gradini per Dinamika	Dinamika steps	Etapes de Dinamika	Pasos para Dinamika
8010.29	401	Gradini per Dinamika	Dinamika steps	Etapes de Dinamika	Pasos para Dinamika
8010.30	401	Gradini per Dinamika	Dinamika steps	Etapes de Dinamika	Pasos para Dinamika
8010.5	401	Gradini per Dinamika	Dinamika steps	Etapes de Dinamika	Pasos para Dinamika
8010.6	401	Gradini per Dinamika	Dinamika steps	Etapes de Dinamika	Pasos para Dinamika
8010.7	401	Gradini per Dinamika	Dinamika steps	Etapes de Dinamika	Pasos para Dinamika
8010.8	401	Gradini per Dinamika	Dinamika steps	Etapes de Dinamika	Pasos para Dinamika
8010C.25	392	Gradini per New Big	New Big steps	Etapes de New Big	Pasos para New Big
8010C.26	392	Gradini per New Big	New Big steps	Etapes de New Big	Pasos para New Big
8010C.27	392	Gradini per New Big	New Big steps	Etapes de New Big	Pasos para New Big
8010C.28	392	Gradini per New Big	New Big steps	Etapes de New Big	Pasos para New Big
8010C.5	392	Gradini per New Big	New Big steps	Etapes de New Big	Pasos para New Big
8010C.6	392	Gradini per New Big	New Big steps	Etapes de New Big	Pasos para New Big
8010C.7	392	Gradini per New Big	New Big steps	Etapes de New Big	Pasos para New Big
8010C.8	392	Gradini per New Big	New Big steps	Etapes de New Big	Pasos para New Big
8011	396	Cerniera per porte	Door hinge	Paumelle pour portes	Bisagra para puertas
8011.11	397	Cerniera per porte	Door hinge	Paumelle pour portes	Bisagra para puertas
8011.50	398	Cerniera per porte	Door hinge	Paumelle pour portes	Bisagra para puertas
8011.51	399	Cerniera per porte	Door hinge	Paumelle pour portes	Bisagra para puertas
8012	396	Cerniera per porte	Door hinge	Paumelle pour portes	Bisagra para puertas
8012.11	397	Cerniera per porte	Door hinge	Paumelle pour portes	Bisagra para puertas
8013	396	Cerniera per porte	Door hinge	Paumelle pour portes	Bisagra para puertas
8013.11	397	Cerniera per porte	Door hinge	Paumelle pour portes	Bisagra para puertas
8014	396	Cerniera per porte	Door hinge	Paumelle pour portes	Bisagra para puertas

ART	Pagine	Descrizione ita	Descrizione eng	Descrizione fra	Descrione esp
8014.11	397	Cerniera per porte	Door hinge	Paumelle pour portes	Bisagra para puertas
8015	405	Cerniera per porte con ala telaio ridotta	Door hinge with reduced wing frame	Paumelle pour portes avec lame réduit	Bisagra para puerta con ala de marco reducida
8015.11	406	Cerniera per porte con ala telaio ridotta	Door hinge with reduced wing frame	Paumelle pour portes avec lame réduit	Bisagra para puerta con ala de marco reducida
8015.13	409	Fissaggi	Fixing	Fixation	Fijación
8015.14	409	Fissaggi	Fixing	Fixation	Fijación
8015.16	409	Fissaggi	Fixing	Fixation	Fijación
8015.25	408	Gradini per Dinamika	Dinamika stpes	Etapes de Dinamika	Pasos para Dinamika
8015.26	408	Gradini per Dinamika	Dinamika steps	Etapes de Dinamika	Pasos para Dinamika
8015.27	408	Gradini per Dinamika	Dinamika steps	Etapes de Dinamika	Pasos para Dinamika
8015.28	408	Gradini per Dinamika	Dinamika stpes	Etapes de Dinamika	Pasos para Dinamika
8015.29	408	Gradini per Dinamika	Dinamika stpes	Etapes de Dinamika	Pasos para Dinamika
8015.30	408	Gradini per Dinamika	Dinamika stpes	Etapes de Dinamika	Pasos para Dinamika
8015.39	409	Fissaggi	Fixing	Fixation	Fijación
8015.40	409	Fissaggi	Fixing	Fixation	Fijación
8015.41	408	Gradini per Dinamika	Dinamika steps	Etapes de Dinamika	Pasos para Dinamika
8016	405	Cerniera per porte con ala telaio ridotta	Door hinge with reduced wing frame	Paumelle pour portes avec lame réduit	Bisagra para puerta con ala de marco reducida
8016.11	406	Cerniera per porte con ala telaio ridotta	Door hinge with reduced wing frame	Paumelle pour portes avec lame réduit	Bisagra para puerta con ala de marco reducida
8060	414	Cerniera per porte registrabile con piastrina ad infilare	Adjustable door hinge with threaded plate	Paumelle pour portes reglable avec plaque a enfiler	Bisagra para puertas regulables con placa a insertar
8060.20	414	Cerniera per porte registrabile con piastrina ad infilare	Adjustable door hinge with threaded plate	Paumelle pour portes reglable avec plaque a enfiler	Bisagra para puertas regulables con placa a insertar
8060.6	414	Cerniera per porte registrabile con piastrina ad infilare	Adjustable door hinge with threaded plate	Paumelle pour portes reglable avec plaque a enfiler	Bisagra para puertas regulables con placa a insertar
8061	414	Cerniera per porte registrabile con piastrina ad infilare	Adjustable door hinge with threaded plate	Paumelle pour portes reglable avec plaque a enfiler	Bisagra para puertas regulables con placa a insertar
8061.6	414	Cerniera per porte registrabile con piastrina ad infilare	Adjustable door hinge with threaded plate	Paumelle pour portes reglable avec plaque a enfiler	Bisagra para puertas regulables con placa a insertar
8062	414	Cerniera per porte registrabile con piastrina ad infilare	Adjustable door hinge with threaded plate	Paumelle pour portes reglable avec plaque a enfiler	Bisagra para puertas regulables con placa a insertar
8063	414	Cerniera per porte registrabile con piastrina ad infilare	Adjustable door hinge with threaded plate	Paumelle pour portes reglable avec plaque a enfiler	Bisagra para puertas regulables con placa a insertar
8064	414	Cerniera per porte registrabile con piastrina ad infilare	Adjustable door hinge with threaded plate	Paumelle pour portes reglable avec plaque a enfiler	Bisagra para puertas regulables con placa a insertar
8066	414	Cerniera per porte registrabile con piastrina ad infilare	Adjustable door hinge with threaded plate	Paumelle pour portes reglable avec plaque a enfiler	Bisagra para puertas regulables con placa a insertar
8072	412	Cerniera filiforme per porte ad aggancio rapido	Fast mounting barrel hinge for doors	Paumelle filiforme pour portes à accrochage rapid	Bisagra filiforme enganche rápido para puertas
8072.6	412	Cerniera filiforme per porte ad aggancio rapido	Fast mounting barrel hinge for doors	Paumelle filiforme pour portes à accrochage rapid	Bisagra filiforme enganche rápido para puertas
8073	412	Cerniera filiforme per porte ad aggancio rapido	Fast mounting barrel hinge for doors	Paumelle filiforme pour portes à accrochage rapid	Bisagra filiforme enganche rápido para puertas
8073.6	412	Cerniera filiforme per porte ad aggancio rapido	Fast mounting barrel hinge for doors	Paumelle filiforme pour portes à accrochage rapid	Bisagra filiforme enganche rápido para puertas
8075	412	Cerniera filiforme per porte ad aggancio rapido	Fast mounting barrel hinge for doors	Paumelle filiforme pour portes à accrochage rapid	Bisagra filiforme enganche rápido para puertas
8075.6	411	Cerniera filiforme per porte ad aggancio rapido	Fast mounting barrel hinge for doors	Paumelle filiforme pour portes à accrochage rapid	Bisagra filiforme enganche rápido para puertas
8102	432	Cerniera per scuretto	Hinge for shutter	Paumelle pour volet	Bisagra para contraventana
8102.3	432	Cerniera per scuretto	Hinge for shutter	Paumelle pour volet	Bisagra para contraventana
8120.3	428	Cerniera per porte interne	Interior door hinges	Paumelle pour portes interieures	Bisagra para puertas internas
8123.3	428	Cerniera per porte interne	Interior door hinges	Paumelle pour portes interieures	Bisagra para puertas internas
8125.3	429	Cerniera a collo lungo	Long-neck hinge	Paumelle decalee	Bisagra de cuerpo largo
8135.3	427	Cerniera con grani	Hinge with setscrews	Paumelle avec grains	Bisagra con prisioneros
8147.3	429	Cerniera a collo lungo	Long-neck hinge	Paumelle decalee	Bisagra de cuerpo largo
8148.3	426	Cerniera con grani	Hinge with setscrews	Paumelle avec grains	Bisagra con prisioneros
8230.4	429	Cerniera a collo lungo	Long-neck hinge	Paumelle decalee	Bisagra de cuerpo largo
83635.1	594	Ferma anta / Incontro di chiusura	Sash stopper / Closing keeper	Clip bloc vantail / Gâche de fermeteure	Bloqueo hoja para correderas
83635.2	593	Tassello guida superiore per scorrevole	Plug for upper guide for sliding	Tasseau guide supérieur pour coulissant	Tapón para guía superior para corredera
83635.3	595	Tassello guida inferiore per scorrevole	Plug for lower guide for sliding	Tasseau guide inférieure pour coulissant	Tapón para guía inferior para corredera
83635.5	576	Tassello inferiore guida anta	Lower block sash driver	Tasseau inférieur guide vantail	Taco inferior guía hoja
83635.6	575	Tassello inferiore guida anta	Lower block sash driver	Tasseau inférieur guide vantail	Taco inferior guía hoja
8420.4	427	Cerniera con grani	Hinge with setscrews	Paumelle avec grains	Bisagra con prisioneros
8613.3	430	Cerniera con grani	Hinge with setscrews	Paumelle avec grains	Bisagra con prisioneros
8615.3	429	Cerniera a collo lungo	Long-neck hinge	Paumelle decalee	Bisagra de cuerpo largo
8712.2	431	Cerniera per scuretto	Hinge for shutter	Paumelle pour volet	Bisagra para contraventana
8719.2	431	Cerniera per scuretto	Hinge for shutter	Paumelle pour volet	Bisagra para contraventana
8750.1	434	Cerniera per porte a vento	Spring hinge for swing door	Paumelle pour porteva et vient	Bisagra para puertas de vaivè
8751.1	434	Cerniera per porte a vento	Spring hinge for swing door	Paumelle pour porteva et vient	Bisagra para puertas de vaivè
8810.10	546	Carrello superiore	upper roller	Chariot inférieur - vantail pair	Carro inferior
8810.11	547	Carrello inferiore	Lower roller	Chariot inférieur - vantail pair	Carro superior
8811.10	549	Carrello superiore anta pari	Upper roller for even sash	Chariot supérieur - vantail pair	Carro superior hoja pair
8811.11	548	Carrello inferiore anta pari	Lower roller for even sash	Chariot inférieur - vantail pair	Carro inferior hoja par
8815.11	550	Cerniera con piastrina ad infilare	Hinge with inserting plate	Paumelle avec contreplaques à enfiler	Mecanismo bireccional regulable
8815.12	550	Cerniera con piastrina ad infilare	Hinge with inserting plate	Paumelle avec contreplaques à enfiler	Mecanismo bireccional regulable
8816.11	552	Maniglia di traino (apertura interna)	Pull handle	Poignèe de tirage	Manilla tiradora
8816.12	552	Maniglia di traino (apertura interna)	Pull handle	Poignèe de tirage	Manilla tiradora
8816.13	551	Cerniera di traino (apertura esterna)	Pulling hinge (external opening)	Paumelle de tirage (ouverture externe)	Bisagra de traccion (apertura externa)
8816.14	551	Cerniera di traino (apertura esterna)	Pulling hinge (external opening)	Paumelle de tirage (ouverture externe)	Bisagra de traccion (apertura externa)
9127.23	421	Cerniera ad aggancio rapido	Fast mounting hinge	Paumelle a accrochage rapide	Bisagra de agarre rápido
9127.3	421	Cerniera ad aggancio rapido	Fast mounting hinge	Paumelle a accrochage rapide	Bisagra de agarre rápido
9127.6	421	Cerniera ad aggancio rapido	Fast mounting hinge	Paumelle a accrochage rapide	Bisagra de agarre rápido
9129.3	421	Cerniera ad aggancio rapido	Fast mounting hinge	Paumelle a accrochage rapide	Bisagra de agarre rápido
9129.6	421	Cerniera ad aggancio rapido	Fast mounting hinge	Paumelle a accrochage rapide	Bisagra de agarre rápido
9131.3	421	Cerniera ad aggancio rapido	Fast mounting hinge	Paumelle a accrochage rapide	Bisagra de agarre rápido
9131.6	421	Cerniera ad aggancio rapido	Fast mounting hinge	Paumelle a accrochage rapide	Bisagra de agarre rápido

ART	Pagine	Descrizione ita	Descrizione eng	Descrizione fra	Descrione esp
9133.23	421	Cerniera ad aggancio rapido	Fast mounting hinge	Paumelle a accrochage rapide	Bisagra de agarre rápido
9133.3	421	Cerniera ad aggancio rapido	Fast mounting hinge	Paumelle a accrochage rapide	Bisagra de agarre rápido
9133.6	421	Cerniera ad aggancio rapido	Fast mounting hinge	Paumelle a accrochage rapide	Bisagra de agarre rápido
9141.23	421	Cerniera ad aggancio rapido	Fast mounting hinge	Paumelle a accrochage rapide	Bisagra de agarre rápido
9141.3	421	Cerniera ad aggancio rapido	Fast mounting hinge	Paumelle a accrochage rapide	Bisagra de agarre rápido
9141.6	421	Cerniera ad aggancio rapido	Fast mounting hinge	Paumelle a accrochage rapide	Bisagra de agarre rápido
9147.4	571	Cerniera ad aggancio rapido	Quick coupling hinge	Charnière à accrochage rapide	Bisagra de agarre rápido
9147.46	572	Cerniera ad aggancio rapido	Quick coupling hinge	Charnière à accrochage rapide	Bisagra de agarre rápido
9148.4	577	Cerniera ad aggancio rapido	Quick coupling hinge	Charnière à accrochage rapide	Bisagra de agarre rápido
9148.46	578	Cerniera ad aggancio rapido	Quick coupling hinge	Charnière à accrochage rapide	Bisagra de agarre rápido
9201.3	421	Cerniera ad aggancio rapido	Fast mounting hinge	Paumelle a accrochage rapide	Bisagra de agarre rápido
9202.3	421	Cerniera ad aggancio rapido	Fast mounting hinge	Paumelle a accrochage rapide	Bisagra de agarre rápido
9203.33	421	Cerniera ad aggancio rapido	Fast mounting hinge	Paumelle a accrochage rapide	Bisagra de agarre rápido
9204.33	421	Cerniera ad aggancio rapido	Fast mounting hinge	Paumelle a accrochage rapide	Bisagra de agarre rápido
9205.33	421	Cerniera ad aggancio rapido	Fast mounting hinge	Paumelle a accrochage rapide	Bisagra de agarre rápido
9208.23	421	Cerniera ad aggancio rapido	Fast mounting hinge	Paumelle a accrochage rapide	Bisagra de agarre rápido
9208.3	421	Cerniera ad aggancio rapido	Fast mounting hinge	Paumelle a accrochage rapide	Bisagra de agarre rápido
9208.6	421	Cerniera ad aggancio rapido	Fast mounting hinge	Paumelle a accrochage rapide	Bisagra de agarre rápido
9211.23	421	Cerniera ad aggancio rapido	Fast mounting hinge	Paumelle a accrochage rapide	Bisagra de agarre rápido
9211.3	421	Cerniera ad aggancio rapido	Fast mounting hinge	Paumelle a accrochage rapide	Bisagra de agarre rápido
9211.40	425	Blocchetto anti sollevamento cerniera	Anti-lifting hinge block	Bloc charnière anti-soulèvement	Bloque de bisagras anti-levantamiento
9211.6	421	Cerniera ad aggancio rapido	Fast mounting hinge	Paumelle a accrochage rapide	Bisagra de agarre rápido
9212.3	421	Cerniera ad aggancio rapido	Fast mounting hinge	Paumelle a accrochage rapide	Bisagra de agarre rápido
9212.6	421	Cerniera ad aggancio rapido	Fast mounting hinge	Paumelle a accrochage rapide	Bisagra de agarre rápido
9213.33	421	Cerniera ad aggancio rapido	Fast mounting hinge	Paumelle a accrochage rapide	Bisagra de agarre rápido
9213.36	421	Cerniera ad aggancio rapido	Fast mounting hinge	Paumelle a accrochage rapide	Bisagra de agarre rápido
9213.40	425	Blocchetto anti sollevamento cerniera	Anti-lifting hinge block	Bloc charnière anti-soulèvement	Bloque de bisagras anti-levantamiento
9217.33	421	Cerniera ad aggancio rapido	Fast mounting hinge	Paumelle a accrochage rapide	Bisagra de agarre rápido
9217.40	425	Blocchetto anti sollevamento cerniera	Anti-lifting hinge block	Bloc charnière anti-soulèvement	Bloque de bisagras anti-levantamiento
9226.23	421	Cerniera ad aggancio rapido	Fast mounting hinge	Paumelle a accrochage rapide	Bisagra de agarre rápido
9226.3	421	Cerniera ad aggancio rapido	Fast mounting hinge	Paumelle a accrochage rapide	Bisagra de agarre rápido
9226.6	421	Cerniera ad aggancio rapido	Fast mounting hinge	Paumelle a accrochage rapide	Bisagra de agarre rápido
9227.23	421	Cerniera ad aggancio rapido	Fast mounting hinge	Paumelle a accrochage rapide	Bisagra de agarre rápido
9227.3	421	Cerniera ad aggancio rapido	Fast mounting hinge	Paumelle a accrochage rapide	Bisagra de agarre rápido
9227.6	421	Cerniera ad aggancio rapido	Fast mounting hinge	Paumelle a accrochage rapide	Bisagra de agarre rápido
9235.3	421	Cerniera ad aggancio rapido	Fast mounting hinge	Paumelle a accrochage rapide	Bisagra de agarre rápido
9235.6	421	Cerniera ad aggancio rapido	Fast mounting hinge	Paumelle a accrochage rapide	Bisagra de agarre rápido
9242.3	421	Cerniera ad aggancio rapido	Fast mounting hinge	Paumelle a accrochage rapide	Bisagra de agarre rápido
9242.6	421	Cerniera ad aggancio rapido	Fast mounting hinge	Paumelle a accrochage rapide	Bisagra de agarre rápido
9331.23	421	Cerniera ad aggancio rapido	Fast mounting hinge	Paumelle a accrochage rapide	Bisagra de agarre rápido
9331.3	421	Cerniera ad aggancio rapido	Fast mounting hinge	Paumelle a accrochage rapide	Bisagra de agarre rápido
9331.6	421	Cerniera ad aggancio rapido	Fast mounting hinge	Paumelle a accrochage rapide	Bisagra de agarre rápido
9337.23	421	Cerniera ad aggancio rapido	Fast mounting hinge	Paumelle a accrochage rapide	Bisagra de agarre rápido
9337.3	421	Cerniera ad aggancio rapido	Fast mounting hinge	Paumelle a accrochage rapide	Bisagra de agarre rápido
9337.6	421	Cerniera ad aggancio rapido	Fast mounting hinge	Paumelle a accrochage rapide	Bisagra de agarre rápido
9353.23	421	Cerniera ad aggancio rapido	Fast mounting hinge	Paumelle a accrochage rapide	Bisagra de agarre rápido
9353.3	421	Cerniera ad aggancio rapido	Fast mounting hinge	Paumelle a accrochage rapide	Bisagra de agarre rápido
9353.6	421	Cerniera ad aggancio rapido	Fast mounting hinge	Paumelle a accrochage rapide	Bisagra de agarre rápido
93630.5A	568	Cerniera superiore	Upper hinge	paumelle supérieur	Bisagra superior
93630.6A	570	Cerniera inferiore	Lower hinge	Paumelle inférieure	Bisagra inferior
93630.6B	569	Cerniera inferiore	Lower hinge	Paumelle inférieure	Bisagra inferior
93635.2	592	Corpo carrello per scorrevole	Roller body	Corps chariot pour coulissant	Cuerpo rueda
93635.3	598	Corpo carrello per scorrevole	Motorized sliding	Motorisé coulissant	Corredera motorizada
93635.4	574	Tassello superiore guida anta	Upper block sash driver	Tasseau infèrieur guide vantail	Taco superior guía hoja
93638.1	596	Tassello guida inferiore per scorrevole	Plug for lower guide for sliding	Tasseau guide inférieure pour coulissant	Tapón para guía inferior para corredera
93638.2	585	Incontro	Keeper	Gâche	Encuentro
93638.4	590	Spessore ferma anta e paracolpo LIGHTFLEX,TOPFLEX	Door and bumper stop thickness LIGHTFLEX, TOPFLEX	épaisseur d'arrêt du vantail LIGHTFLEX,TOPFLEX	Espesor bloqueo hoja y amortiguador LIGHTFLEX, TOPFLEX
93638.5	590	Spessore ferma anta e paracolpo LIGHTFLEX,TOPFLEX	Door and bumper stop thickness LIGHTFLEX, TOPFLEX	épaisseur d'arrêt du vantail LIGHTFLEX,TOPFLEX	Espesor bloqueo hoja y amortiguador LIGHTFLEX, TOPFLEX
93638.6	590	Spessore ferma anta e paracolpo LIGHTFLEX,TOPFLEX	Door and bumper stop thickness LIGHTFLEX, TOPFLEX	épaisseur d'arrêt du vantail LIGHTFLEX,TOPFLEX	Espesor bloqueo hoja y amortiguador LIGHTFLEX, TOPFLEX
93638.7	590	Spessore ferma anta e paracolpo LIGHTFLEX,TOPFLEX	Door and bumper stop thickness LIGHTFLEX, TOPFLEX	épaisseur d'arrêt du vantail LIGHTFLEX,TOPFLEX	Espesor bloqueo hoja y amortiguador LIGHTFLEX, TOPFLEX
93638.8	573	Cerniera ad aggancio rapido	Fast mounting hinge	Paumelle à accrochage rapide	Bisagra de enganche rápido
93638.9	585	Incontro	Keeper	Gâche	Encuentro
9412.3	421	Cerniera ad aggancio rapido	Fast mounting hinge	Paumelle a accrochage rapide	Bisagra de agarre rápido
9412.6	421	Cerniera ad aggancio rapido	Fast mounting hinge	Paumelle a accrochage rapide	Bisagra de agarre rápido
9431.3	421	Cerniera ad aggancio rapido	Fast mounting hinge	Paumelle a accrochage rapide	Bisagra de agarre rápido
9431.6	421	Cerniera ad aggancio rapido	Fast mounting hinge	Paumelle a accrochage rapide	Bisagra de agarre rápido
9616.23	421	Cerniera ad aggancio rapido	Fast mounting hinge	Paumelle a accrochage rapide	Bisagra de agarre rápido
9616.3	421	Cerniera ad aggancio rapido	Fast mounting hinge	Paumelle a accrochage rapide	Bisagra de agarre rápido
9616.6	421	Cerniera ad aggancio rapido	Fast mounting hinge	Paumelle a accrochage rapide	Bisagra de agarre rápido
9618.3	429	Cerniera a collo lungo	Long-neck hinge	Paumelle decalee	Bisagra de cuerpo largo
9626.3	421	Cerniera ad aggancio rapido	Fast mounting hinge	Paumelle a accrochage rapide	Bisagra de agarre rápido
9626.6	421	Cerniera ad aggancio rapido	Fast mounting hinge	Paumelle a accrochage rapide	Bisagra de agarre rápido
9630.23	421	Cerniera ad aggancio rapido	Fast mounting hinge	Paumelle a accrochage rapide	Bisagra de agarre rápido

ART	Pagine	Descrizione ita	Descrizione eng	Descrizione fra	Descrione esp
9630.3	421	Cerniera ad aggancio rapido	Fast mounting hinge	Paumelle a accrochage rapide	Bisagra de agarre rápido
9630.6	421	Cerniera ad aggancio rapido	Fast mounting hinge	Paumelle a accrochage rapide	Bisagra de agarre rápido
9632.23	421	Cerniera ad aggancio rapido	Fast mounting hinge	Paumelle a accrochage rapide	Bisagra de agarre rápido
9632.3	421	Cerniera ad aggancio rapido	Fast mounting hinge	Paumelle a accrochage rapide	Bisagra de agarre rápido
9632.6	421	Cerniera ad aggancio rapido	Fast mounting hinge	Paumelle a accrochage rapide	Bisagra de agarre rápido
9640.3	421	Cerniera ad aggancio rapido	Fast mounting hinge	Paumelle a accrochage rapide	Bisagra de agarre rápido
AG1500	73	Spazzolino	Brush seal	Joint brosse	Felpa
AG1500.1	73	Spazzolino	Brush seal	Joint brosse	Felpa
AG1501	73	Spazzolino	Brush seal	Joint brosse	Felpa
AG1502	73	Spazzolino	Brush seal	Joint brosse	Felpa
AG1503	73	Spazzolino	Brush seal	Joint brosse	Felpa
AG1503.1	73	Spazzolino	Brush seal	Joint brosse	Felpa
AG1504	73	Spazzolino	Brush seal	Joint brosse	Felpa
AG1507	73	Spazzolino	Brush seal	Joint brosse	Felpa
AG1511	73	Spazzolino	Brush seal	Joint brosse	Felpa
AG1515	73	Spazzolino	Brush seal	Joint brosse	Felpa
AG1516	73	Spazzolino	Brush seal	Joint brosse	Felpa
AG1517	73	Spazzolino	Brush seal	Joint brosse	Felpa
AG1518	73	Spazzolino	Brush seal	Joint brosse	Felpa
AG1519	73	Spazzolino	Brush seal	Joint brosse	Felpa
AG1520	73	Spazzolino	Brush seal	Joint brosse	Felpa
AG1521	73	Spazzolino	Brush seal	Joint brosse	Felpa
AG1522	73	Spazzolino	Brush seal	Joint brosse	Felpa
AG1523	73	Spazzolino	Brush seal	Joint brosse	Felpa
AG1524	73	Spazzolino	Brush seal	Joint brosse	Felpa
AG1527	73	Spazzolino	Brush seal	Joint brosse	Felpa

NOTE / NOTES

NOTE / NOTES

SQUADRETTE
CORNER
EQUERRES
ESCUADRAS

ANTEA

SQUADRETTA AD AGGANCIO INTERNO

5

Squadretta ad aggancio interno | Corner with internal clasping
Equerre a accrochage interieur | Escuadra de agarre interno



Ali e guida in acciaio zincato; molla elicoidale in acciaio temprato zincato; vite M6 TC CE in acciaio zincato.

Galvanized steel wings and guide; tempered galvanized steel coil spring; galvanized steel M6 TC CE screw.

Ailes et guide en acier zingué; ressort hélicoïdal en acier trempé zingué; vis M6 TC CE en acier zingué.

Alas y guía de acero galvanizado; muelle templado galvanizado; tornillos M6 TC CE de acero galvanizado.

ART.	0101			
Imballo | Package | Conditionnement | Embalaje	200 Pz			
Finiture disponibili | Available finishes Finitions disponibles | Acabados disponibles	1	2	3	4

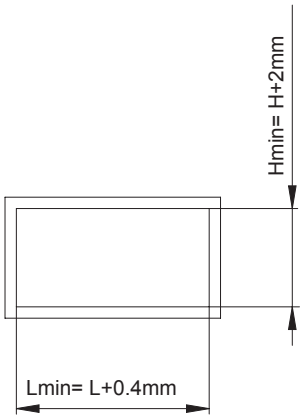

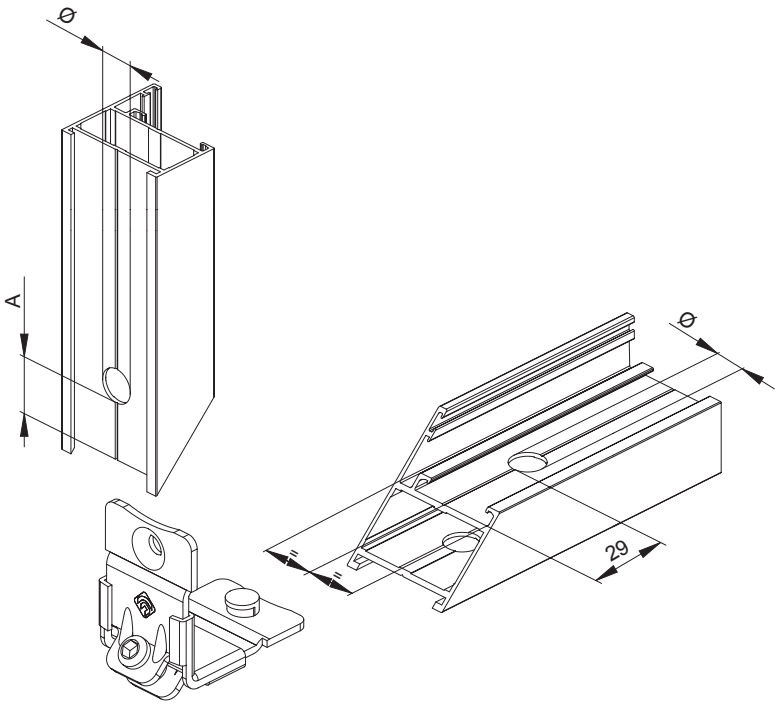

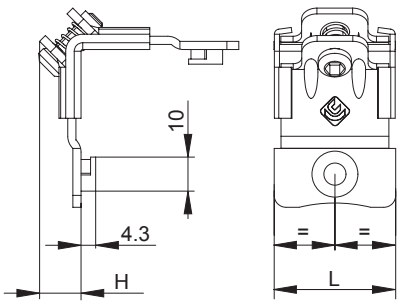

ART.	L	H	Ø	A
0101	36	12	11.5	19.3

KIARA

SQUADRETTA AD AGGANCIO ESTERNO

Squadretta ad aggancio esterno | Corner with external clasping
Equerre a accrochage exterieur | Escuadra de agarre externo



Cursore, squadro e grano di bloccaggio M6 in acciaio zincato.

Galvanized steel slider, square and M6 setscrew.

Curseur, équerre et grain de blocage M6 en acier zingué.

Corredera, escuadra y tornillo prisionero de bloqueo M6 de acero galvanizado.

ART.	0121 | 0122 | 0123			
Imballo | Package | Conditionnement | Embalaje	200 PZ			
Finiture disponibili | Available finishes Finitions disponibles | Acabados disponibles	1	2	3	4

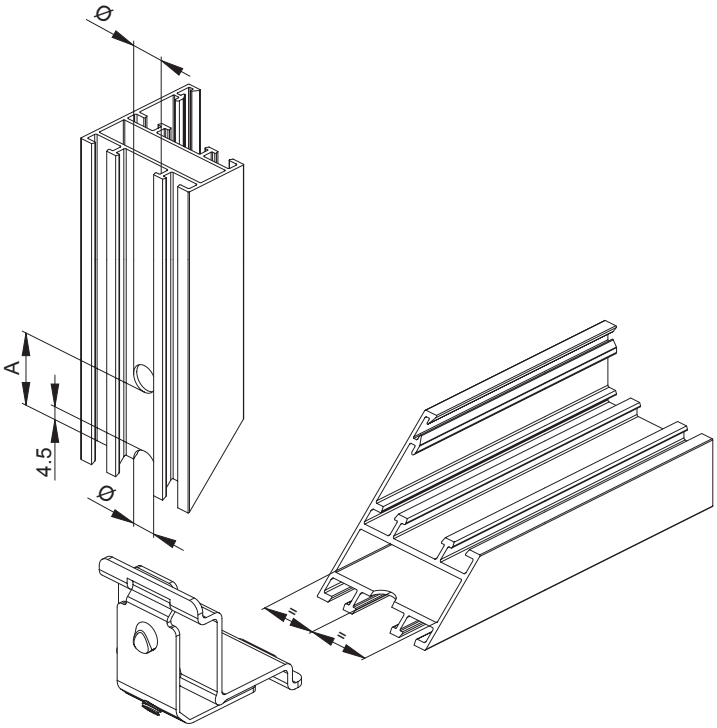

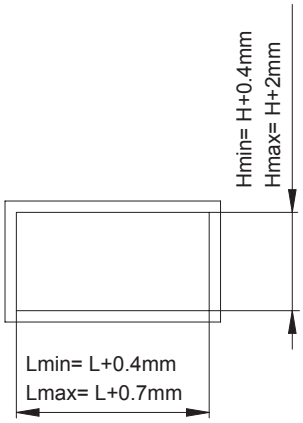

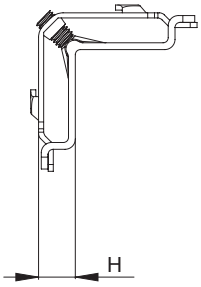

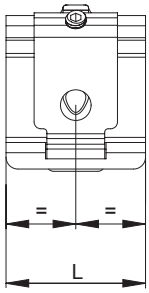

ART.	L	H	Ø	A
0121	23.5	10	9	24.5
0122	41	10	9	24.5
0123	36	10	9	24.5

KIARA

SQUADRETTA AD AGGANCIO ESTERNO

3

Squadretta ad aggancio esterno | Corner with external clasping
Equerre a accrochage exterieur | Escuadra de agarre externo



Cursore, squadro e grano di bloccaggio M6 in acciaio zincato.

Galvanized steel slider, square and M6 setscrew.

Curseur, équerre et grain de blocage M6 en acier zingué.

Corredera, escuadra y tornillo prisionero de bloqueo M6 de acero galvanizado.

ART.	0122.3 | 0122.2			
Imballo | Package | Conditionnement | Embalaje	200 PZ			
Finiture disponibili | Available finishes Finitions disponibles | Acabados disponibles	1	2	3	4

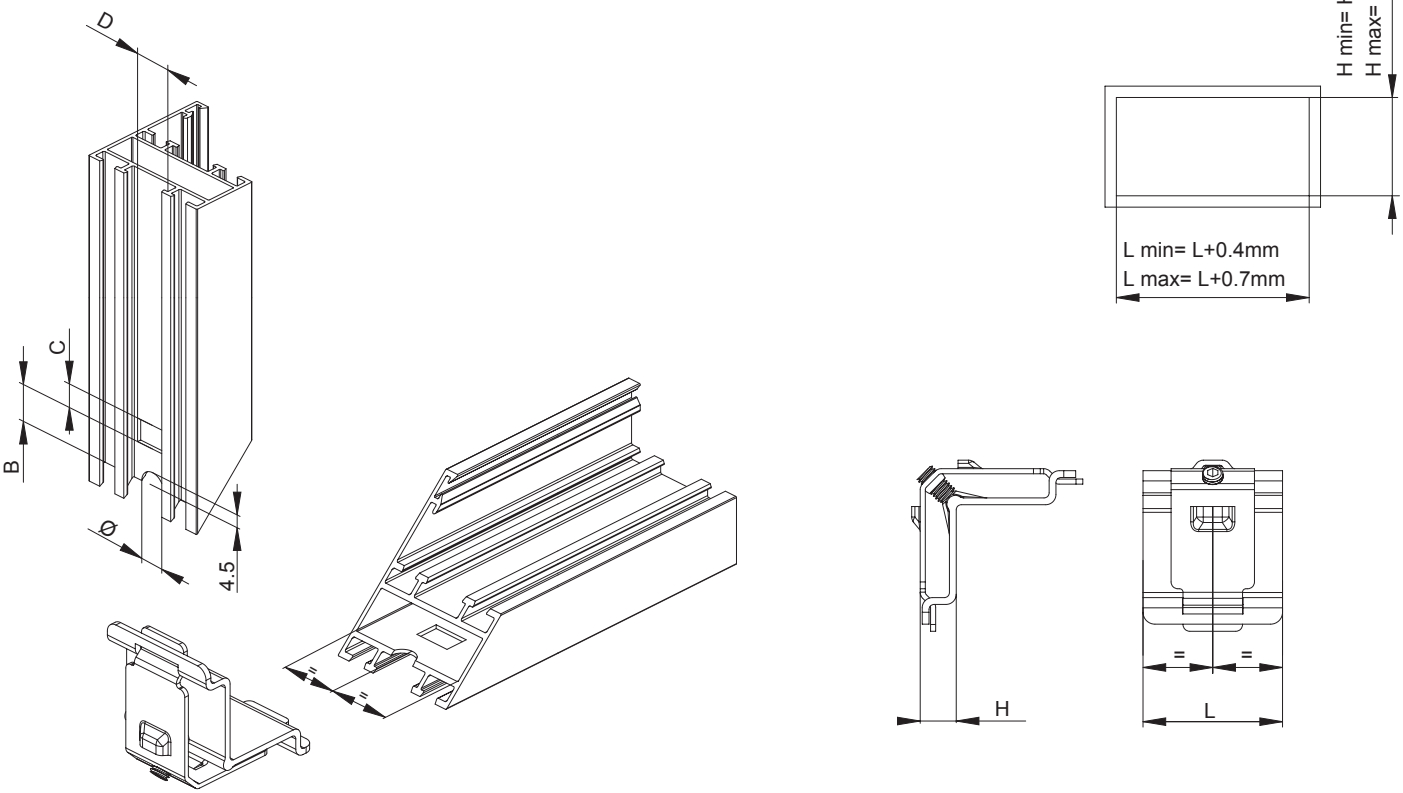

ART.	L	H	B	C	D
0122.3	41	10	12.5	8	12.5
0122.2	41	10	29,5	8	12.5

POWER

SQUADRETTA AD APPLICAZIONE ESTERNA

5

Squadretta ad applicazione esterna | Corner for external application
Equerre pour fixation exterieure | Escuadra de aplicación externa

Ali in acciaio zincato; vite M6 TSCCE in acciaio zincato.

Galvanized steel wings; galvanized steel M6 TSCCE screw.

Ailes en acier zingué; vis M6 TSCCE en acier zingué.

Alas de acero galvanizado; tornillos M6 TSCCE de acero galvanizado.



ART.	0135 | 0136			
Imballo | Package | Conditionnement | Embalaje	100 PZ			
Finiture disponibili | Available finishes Finitions disponibles | Acabados disponibles	1	2	3	4

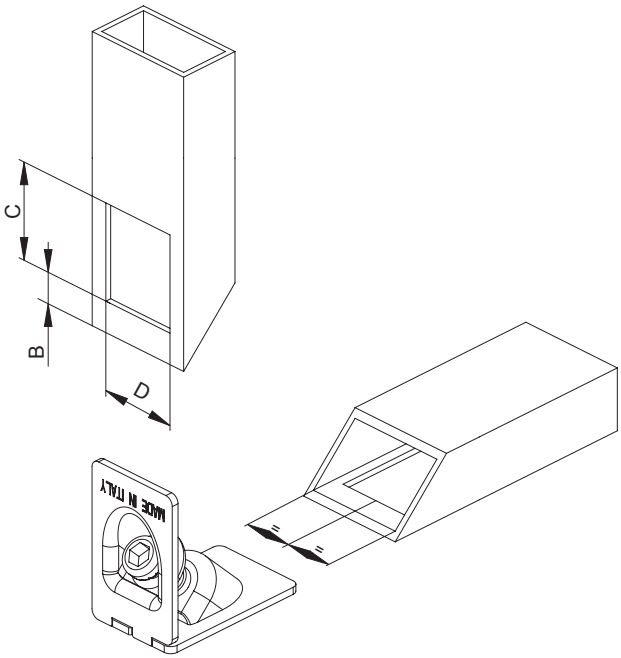

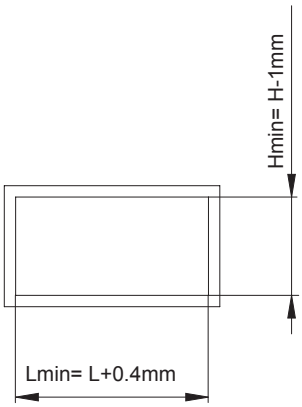

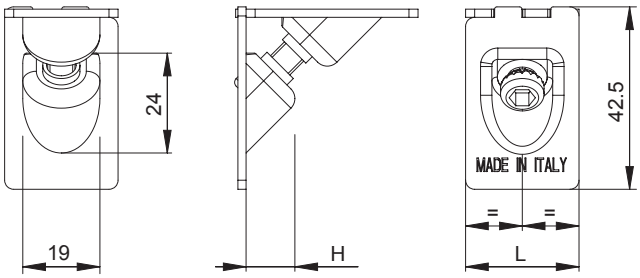

ART.	L	H	B	C	D
0135	25	12	8	25	20
0136	25	12	10	25	20

ESTRUSA

SQUADRETTA AD AGGANCIO ESTERNO

4

Squadretta ad aggancio esterno | Corner with external clasping
Equerre a accrochage exterieur | Escuadra de agarre externo

Ali e pioli in alluminio estruso; molle elicoidali in acciaio temprato zincato; vite M6 TSC CE in acciaio zincato.

Extruded aluminium wings and pins; tempered galvanized steel coil springs; galvanized steel M6 TSC CE screw.

Ailes et pions en aluminium extrudé; ressorts hélicoïdaux en acier trempé zingué; vis M6 TSC CE en acier zingué.

Alas y pasadores de aluminio extruido; muelles de acero templado galvanizado; tornillos M6 TSC CE de acero galvanizado.



ART.	0235 | 0262 | 0264 | 0268				0251.1				0238 | 0239 | 0234				0265			
Imballo | Package | Conditionnement | Embalaje	100 Pz				150 Pz				200 Pz				50 Cp			
Finiture disponibili | Available finishes Finitions disponibles | Acabados disponibles	1	2	3	4	1	2	3	4	1	2	3	4	1	2	3	4

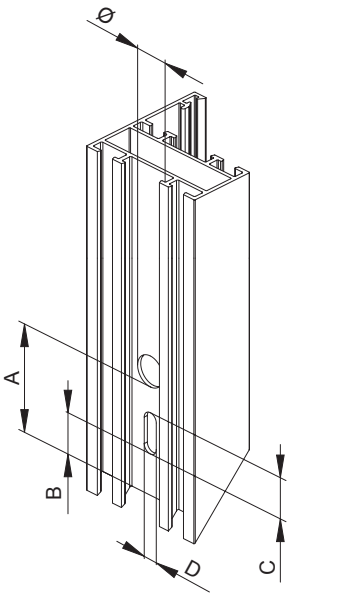

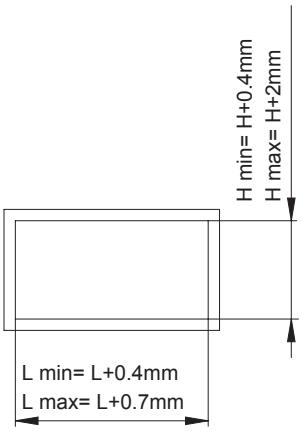

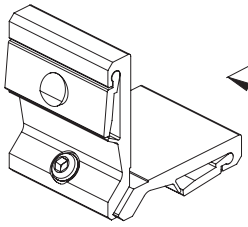

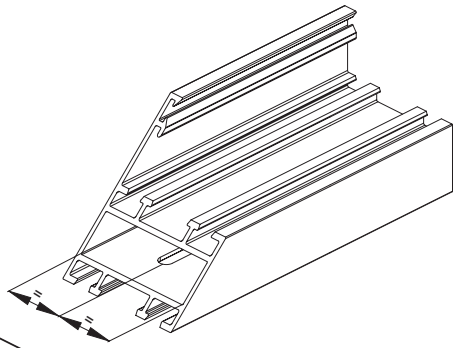

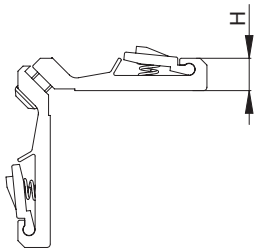

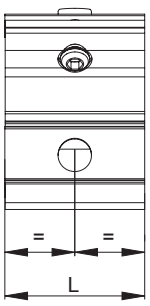

ART.	L	H	Ø	A	B	C	D
0264	14	13.8	8	38	14	14	5
0251.1	15	8.5	10.5	32.8	10	11	6
0238	20.7	9.5	10	37.8	15	14	5
0234	28	9.5	10.5	36.5	14.5	14	5
0239	29.3	9.5	10	37.8	15	14	5
0235	36	9.5	10.5	37.8	15	14	5
0262	36	17.3	10.5	36.8	14	14	5
0268	45	13.8	10.5	36.8	14	14	5

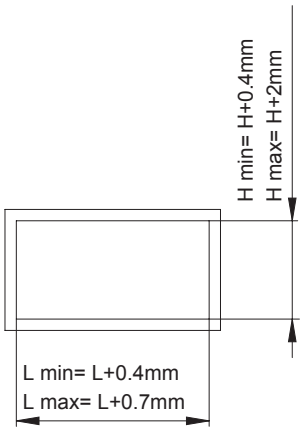

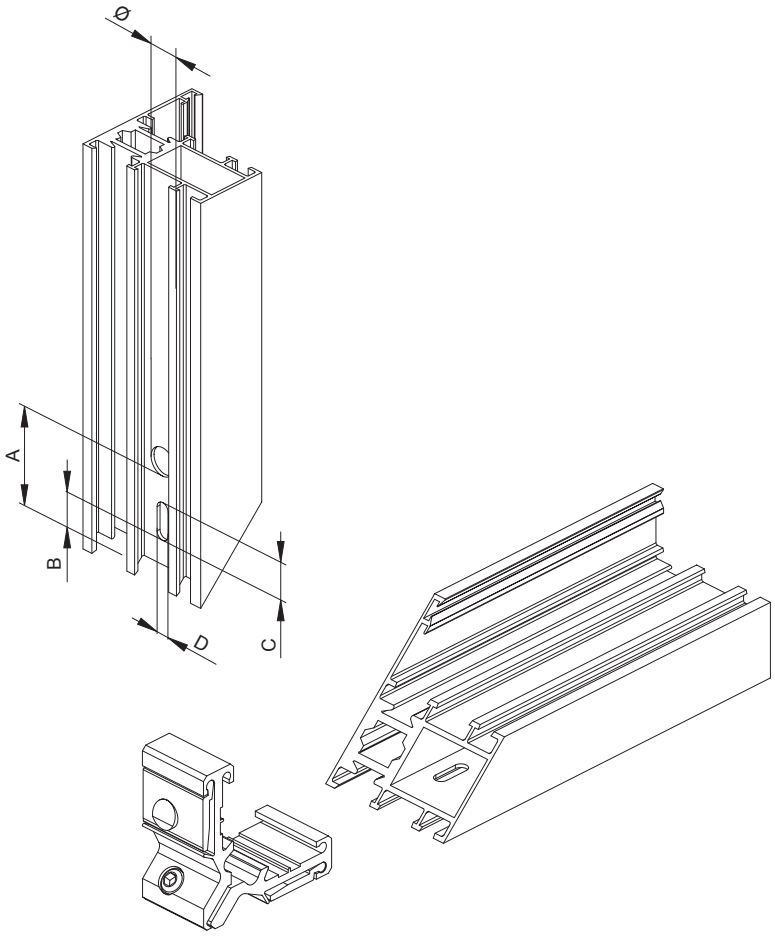

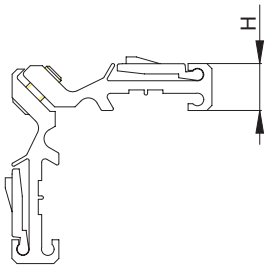

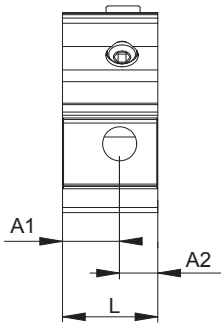

ART.	L	H	Ø	A	B	C	D	A1	A2
0265	28	13.8	10.5	37.8	14	14	5	18	10

SQUADRO DI SPESSORAMENTO

Squadretta in estruso | Extruded corner |
Equerres extrudé | Escuadre extruido

Realizzato in alluminio estruso

Made of extruted aluminium

Réalisés en aluminium extrudé

Fabricados en aluminio extruido



ART.	0286				0287			
Imballo | Package | Conditionnement | Embalaje	50 PZ				100 PZ			
Finiture disponibili | Available finishes Finitions disponibles | Acabados disponibles	1	2	3	4	1	2	3	4

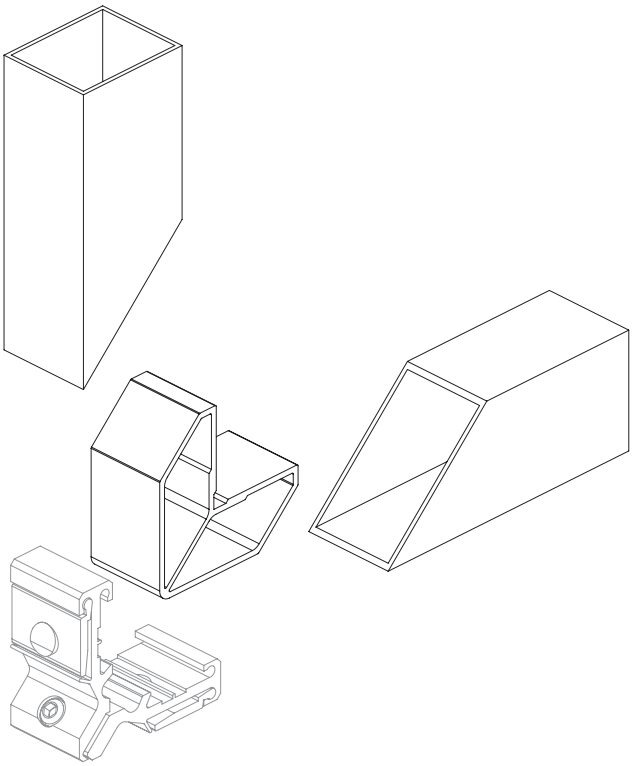

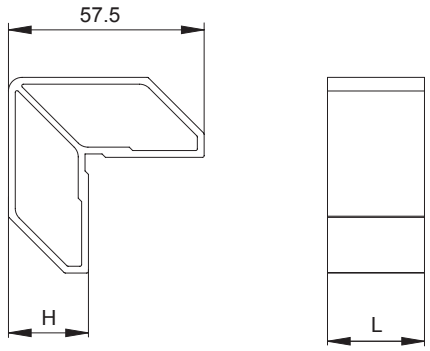

ART.	L	H
0286	46	23.5
0287	28.5	23.5

ESTRUSA

SQUADRETTA AD AGGANCIO ESTERNO

3

Squadretta ad aggancio esterno | Corner with external clasping
Equerre a accrochage exterieur | Escuadra de agarre externo



Corpo e profilo pioli in alluminio estruso; grano M6 acciaio inox

Extruded aluminium body and hook profile; stainless steel M6 setscrew.

Corps et profil des pions en aluminium extrudé; grain M6 en acier INOX.

Cuerpo y perfil de pasadores de aluminio extruido; tornillo prisionero M6 de aciero inox.

ART.	0290 | 0291.1 | 0292.1 | 0294.1				0297			
Imballo | Package | Conditionnement | Embalaje	150 PZ				100 PZ			
Finiture disponibili | Available finishes Finitions disponibles | Acabados disponibles	1	2	3	4	1	2	3	4

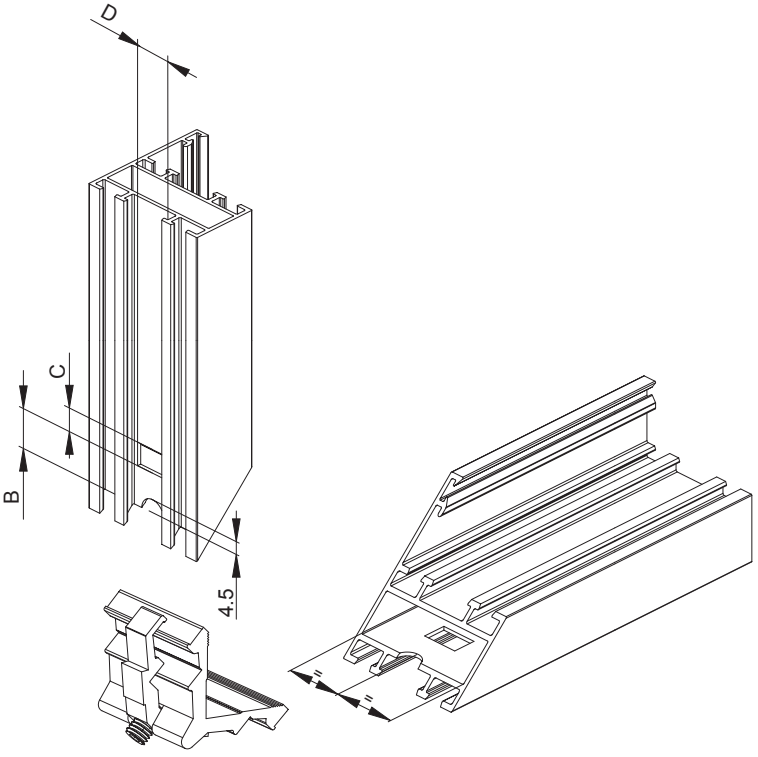

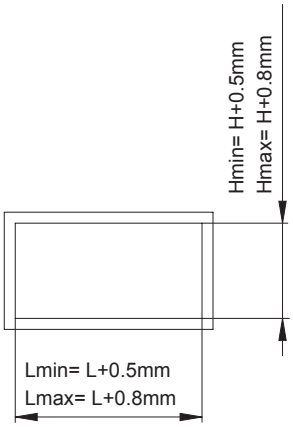

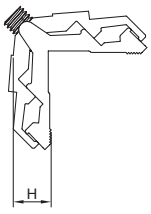

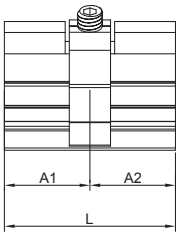

ART.	L	H	B	C	D	A1	A2
0290	29,5	9,2	13.5	8	12.5	21	8.5
0291.1	41.5	10	13.5	8	12.5	=	=
0292.1 *	28	14	13.5	8	12.5	20	8
0294.1	24	14	13.5	8	12.5	=	=
0297 *	28	38	13.5	8	12.5	20	8

* Asimmetrica | Asymmetric

UNA
SQUADRETTA A SPINARE E CIANFRINARE

Squadrette a spinare e cianfrinare | Pinning crimping corner joint
Équerres à goupiller - sertir | Escuadras a apanar y a reba



Squadretta realizzata in alluminio pressofuso. Spina in zama.

Corner joint made of die-cast aluminium. Zamak pin.

Équerre en aluminium moulées. Goupill in zamac.

Escuadra fabricada en aluminio de fundición. Clavija de zamak

ART.	0141 | 0141.1 | 0141.2 | 0141.3				0140			
Imballo | Package | Conditionnement | Embalaje	250 Pz				500 Pz			
Finiture disponibili | Available finishes Finitions disponibles | Acabados disponibles	1	2	3	4	1	2	3	4

art. 0141.1 | 0141.2 | 0141.3

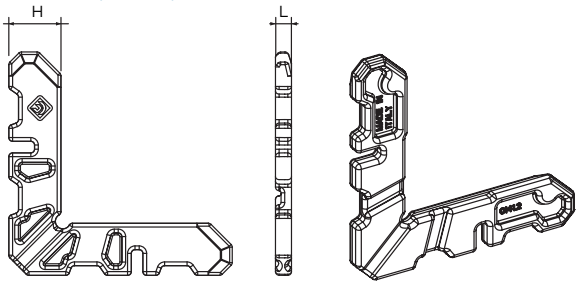

art. 0141

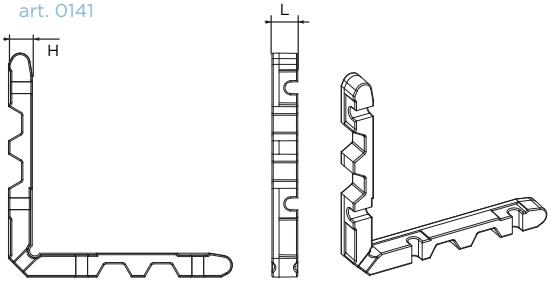

art. 0140



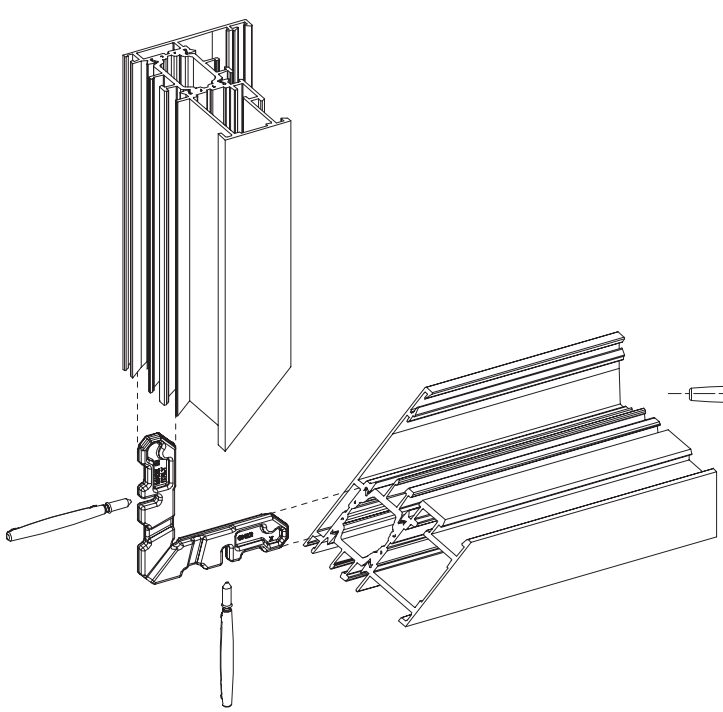

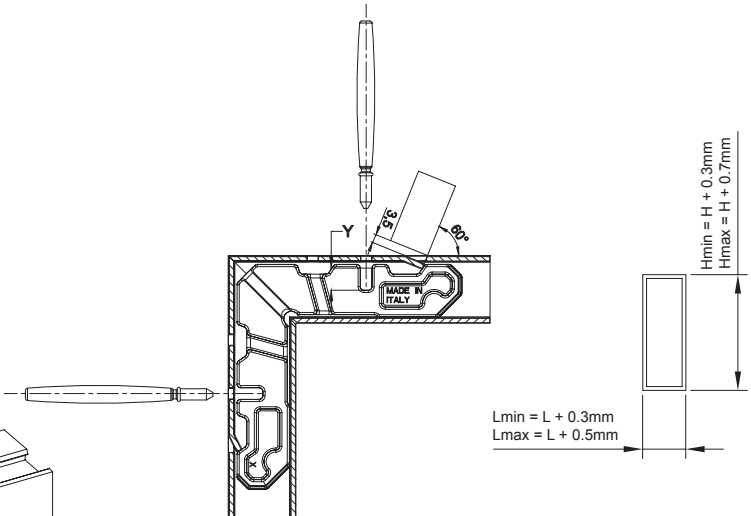

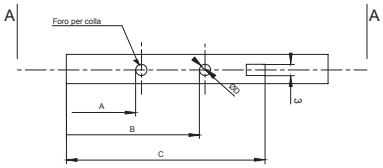

Art.	L	H	A	B	C	D	Y
0141	7	6.5	18	49	45.5	3	6,5
0141.1	5,3	14,7	18,5	31	50,5	3	7,5
0141.2	4,3	14	18,5	35,5	53	3	6,9
0141.3	5,7	27,4	-	47,5	43	3	9

EXTRA

SQUADRETTA DI ALLINEAMENTO CON ECCENTRICI

Squadrette di allineamento con eccentrici | Alignment corner joint with eccentrics | Équerres d'alignement avec excentriques | Escuadras de alineación con excéntricos



Squadrette in alluminio pressofuso; eccentrici in zama

Corner joint made of die-cast aluminium; eccentrics in zamak

Équerres en aluminium moulées; excentriques in zamac

Escuadras en aluminio de fundición; excéntricos en zamak

ART.	0145 | 0145.2 | 0145.3 | 0145.101			
Imballo | Package | Conditionnement | Embalaje	250 Pz			
Finiture disponibili | Available finishes Finitions disponibles | Acabados disponibles	1	2	3	4

art. 0145.101

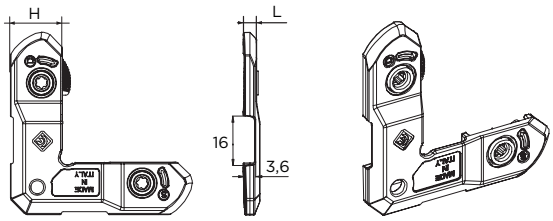

art. 0145 /.2/.3

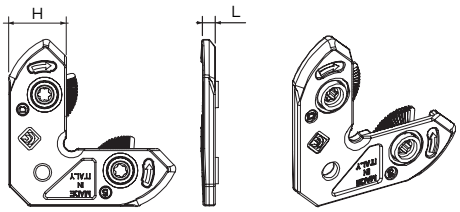

art. 0145.101
Giunzioni a T e a croce
T and cross joints

art. 0145.101
Giunzioni angolari
Corner joints

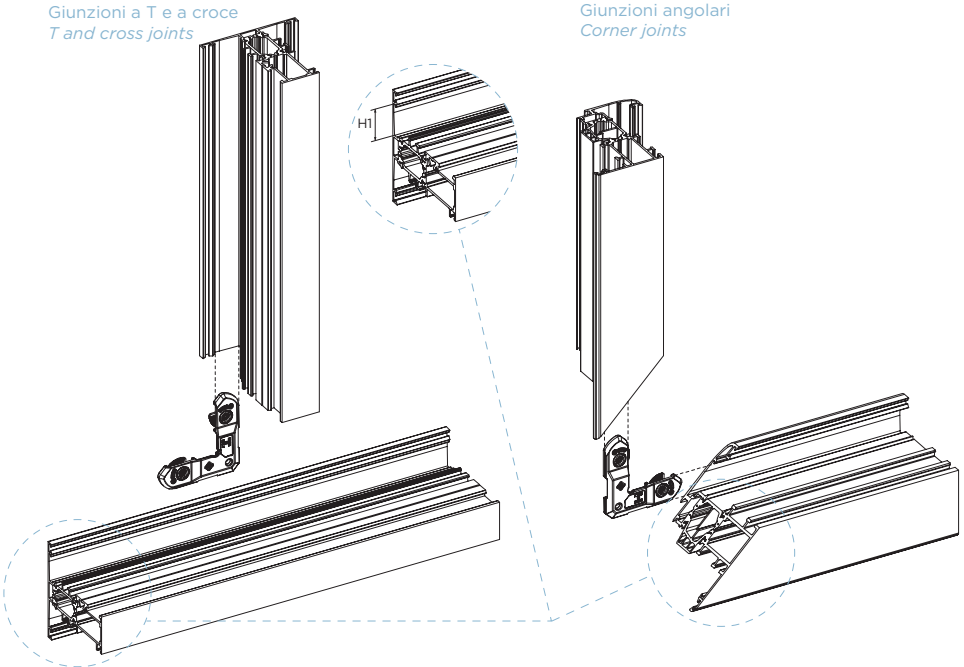

art. 0145 /.2/.3
Giunzioni angolari
Corner joints

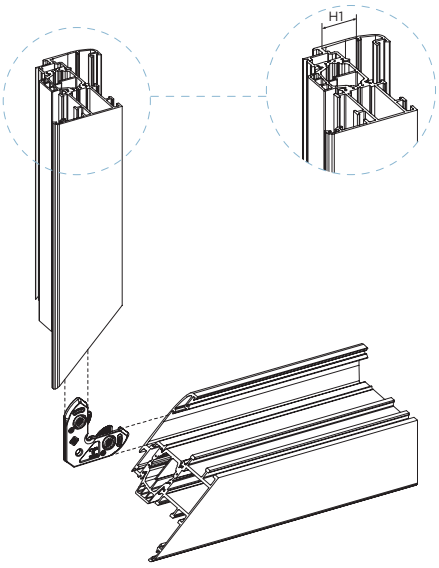

ART	H	L	H1
0145.101*	17	5,5	20,1

*per giunzioni angolari, a T e a croce / *for corner, T and cross joints*

ART	H	L	H1
0145	11,2	4,5	13,8
0145.2	12	4	14,4
0145.3	17	4,2	20,1

4 5

SQUADRETTA AD AGGANCIO ESTERNO

Squadretta ad aggancio esterno | Corner with external clasping
Equerre a accrochage exterieur | Escuadra de agarre externo



Ali in alluminio pressofuso, vite M6 con rivestimento protettivo dacromet 320 e rondella in acciaio zincato, pulsanti in zama, molle in acciaio temprato.

Die-cast aluminium wings, galvanized steel M6 screw with protective Dacromet 320 coating and washer, zamak buttons, tempered steel springs.

Ailes en aluminium moulées sous pression, vis M6 avec revêtement de protection Dacromet 320 et rondelle en acier zingué, boutons en zamak, ressorts en acier zingué.

Alas de aluminio de fundición, tornillos M6 con revestimiento protector Dacromet 320 y arandela de acero galvanizado, botones de zamac, resortes de acero templado.

ART.	TUTTI | ALL TOUS | TODOS			
Imballo | Package | Conditionnement | Embalaje	150 PZ			
Finiture disponibili | Available finishes Finitions disponibles | Acabados disponibles	1	2	3	4

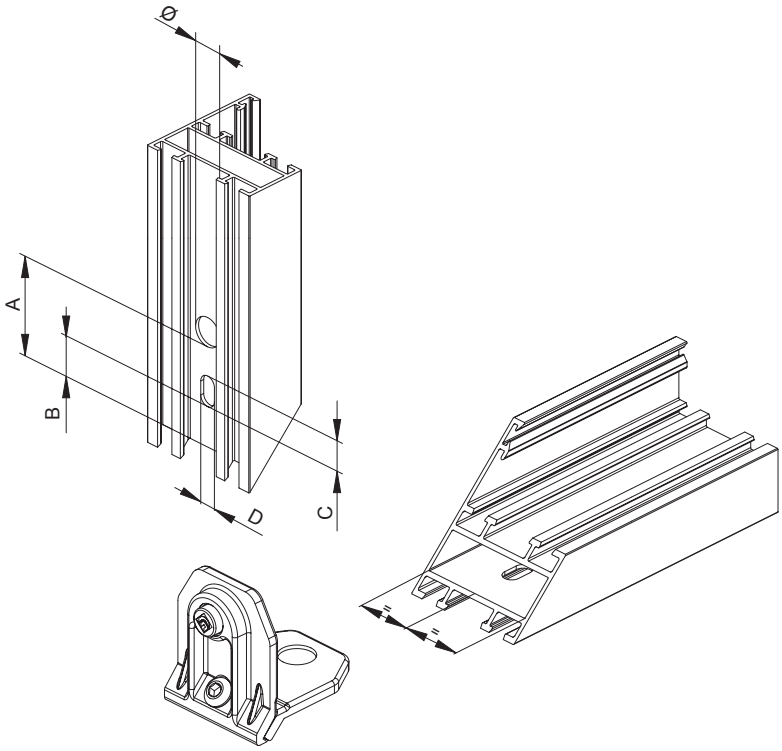

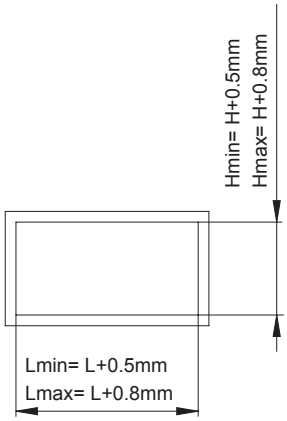

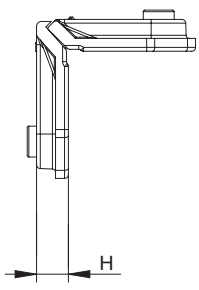

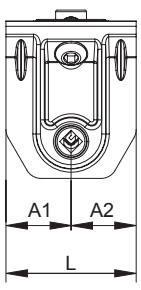

ART.	L	H	Ø	A	B	C	D	A1	A2	CH
0339 #	13.7	11.8	8	39	17	11	6	=	=	4
0368	14	13.5	8	38	14	14	6	=	=	4
0357	15.3	8.2	9.5	33	11	11	6	=	=	4
0369	16.5	10.3	9.5	38	12	18	6	=	=	4
0338 #	16.8	14.3	10.5	41	21	11	6	=	=	5
0338.1 #	16.8	14.3	8	42	21	11	6	=	=	5
0337	19	10.5	10.5	37	12	11	6	=	=	4
0320.8	19,2	9,4	8	33,5	11	11	6	=	=	4
0364	20.5	10.3	10.5	36	14.5	11	6	=	=	4
0333	22	10.5	10.5	37	12	11	6	=	=	4
0358	21.9	8.2	9.5	33	11	11	6	=	=	4
0332	23	14	10.5	41	21	11	6	=	=	5
0332.8	23	14	8	42	21	11	6	=	=	5
0314	23.9	14	10.5	41	22	11	6	=	=	5
0314.8	23.9	14	8	42	22	11	6	=	=	5
0344	23.9	26	10.5	41	18.5	14	6	=	=	5
0331	24	10.5	10.5	37	12	11	6	=	=	4
0331.8	24	10.5	8	38	12	11	6	=	=	4
0319	25	8.1	9.5	35	12.5	11	6	=	=	4
0340	25.2	17	10.5	41	22	11	6	=	=	5
0313	25.8	9.9	8	37.5	14.5	11	6	=	=	4
0363	26.1	10.5	10.5	36.5	14.5	11	6	=	=	4
0352	28	12	10.5	38	15.5	11	6	=	=	4
0362	28.4	10.6	10.5	36.5	14.5	11	6	=	=	4
0335	28.5	14.5	10.5	41	21	11	6	=	=	5
0335.1	28.5	14.5	8	42	21	11	6	=	=	5
0361.1 DX	28.6	14	10.5	36.5	14	11	6	10.4	18.2	4
0361.2 SX	28.6	14	10.5	36.5	14	11	6	18.2	10.4	4
0367	31.9	10.3	10.5	38	12	11	6	=	=	4
0315	32	17.4	10.5	39	21	11	6	=	=	5
0356	32	10.6	10.5	36.5	14.5	11	6	=	=	4
0355	35.4	10.6	10.5	36.5	14.5	11	6	=	=	4
0359	35.6	8.2	9.5	33	11	11	6	=	=	4
0334	35.8	13.5	10.5	41	21	11	6	=	=	5
0334.1 #	35.8	13.5	10.5	41	21	11	6	=	=	5
0334.2	35.8	13.5	8	42	14.5	14	6	=	=	5
0343	35.8	14.7	10.5	41	21	11	6	=	=	5
0345	35.8	24	10.5	41	20	11	6	=	=	5
0348	35.8	30.5	10.5	41	21	11	6	=	=	5
0350	35.8	35	10.5	41	21	11	6	=	=	5
0365	35.8	14.3	10.5	41	21	11	6	=	=	5
0342	35.9	9.9	10.5	36	11	11	6	=	=	4
0346	35.8	24.8	10.5	40	21	11	6	=	=	5
0349	35.8	29.2	10.5	41	21	11	6	=	=	5
0351.2	37	13.8	10.5	41	21	11	6	13.8	23.2	5
0312.1 DX	37	15.7	10.5	39.8	20	11	6	22.3	14.7	5
0312.2 SX	37	15.7	10.5	39.8	20	11	6	14.7	22.3	5
0311	40.5	9.9	10.5	36	14.5	11	6	=	=	4

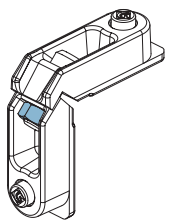

con dado | *with nut*

SQUADRETTA AD AGGANCIO INTERNO

Squadretta ad aggancio interno | Corner with internal clasping
Equerre a accrochage interieur | Escuadra de agarre interno

Ali in alluminio pressofuso; Vite M6 con rivestimento protettivo Dacromet 320 e rondella in acciaio zincato; pulsanti in zama; molle in acciaio temprato.

Die-cast aluminium wings; galvanized steel M6 screw with protective Dacromet 320 coating and washer; zamak buttons; tempered steel springs.

Ailes en aluminium moulées sous pression; Vis M6 avec revêtement de protection Dacromet 320 et rondelle en acier zingué; boutons en zamak; ressorts en acier zingué.

Alas de aluminio de fundición; tornillos M6 con revestimiento protector Dacromet-320 y arandela de acero galvanizado; botones de zamac; resortes de acero templado.



ART.	0341 | 0347 | 0316			
Imballo | Package | Conditionnement | Embalaje	150 PZ			
Finiture disponibili | Available finishes Finitions disponibles | Acabados disponibles	1	2	3	4

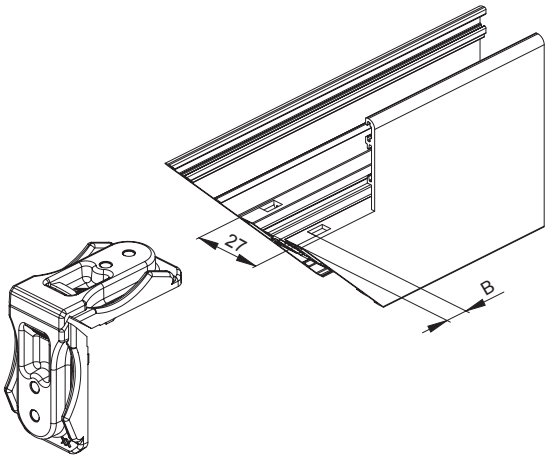

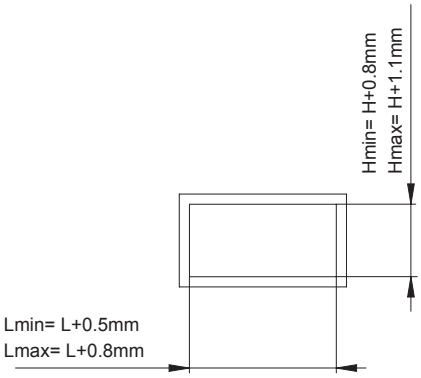

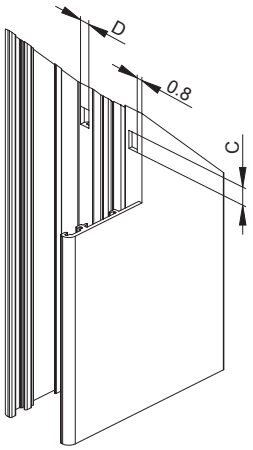

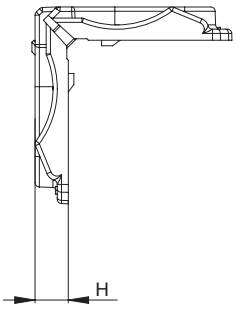

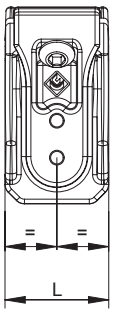

ART.	L	H	B	C	D
0316	28.1	9	9	7	4

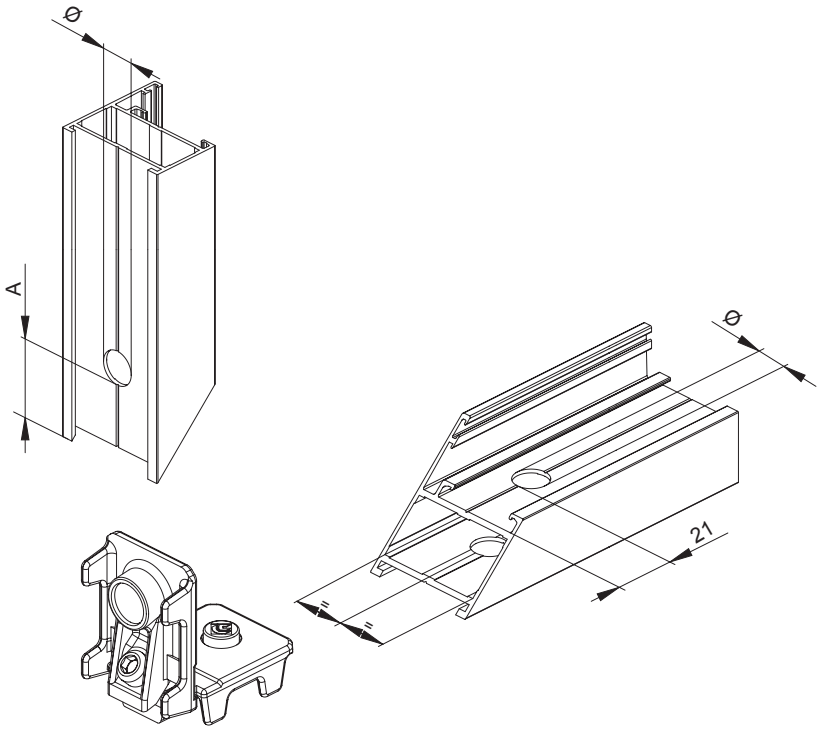

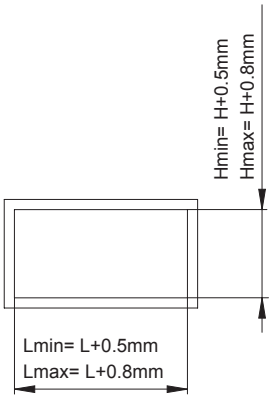

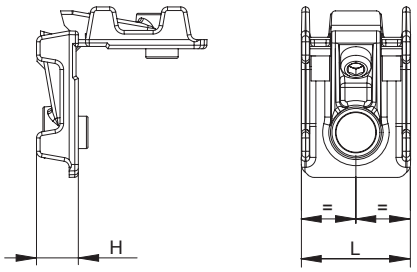

ART.	L	H	Ø	A
0341	35.8	13.7	11.5	21

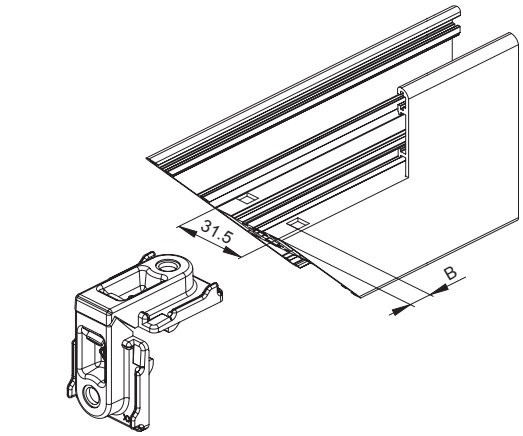

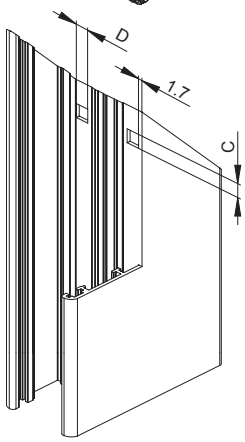

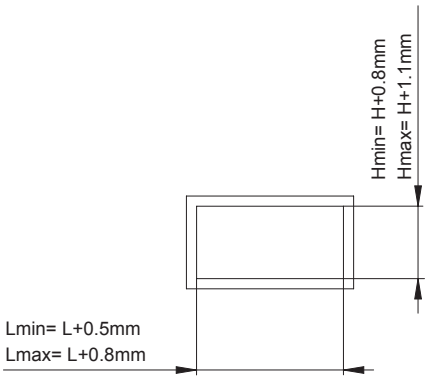

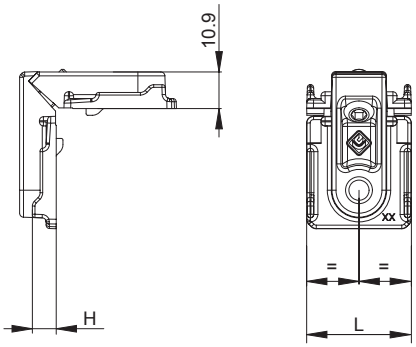

ART.	L	H	B	C	D
0347	31.2	7.1	10	5.8	5.8

SQUADRETTA AD AGGANCIO ESTERNO

Squadretta ad aggancio esterno | Corner with external clasping
Equerre a accrochage exterieur | Escuadra de agarre externo

Ali in alluminio pressofuso; vite M8 e dado con rivestimento Dacromet 320; pulsanti in Zama; rondella in acciaio zincato; molle in acciaio temprato.

Die-cast aluminium wings; M8 bolt and nut with Dacromet 320 coating; zamak buttons; galvanized steel washer; tempered steel springs.

Ailes en aluminium moulées sous pression; Vis M8 avec écrou traité par Dacromet 320; boutons en zamak; rondelle en en acier zingué; ressorts en acier trempé.

Alas de aluminio de fundición; tornillos M8 y tuerca con revestimiento Dacromet 320; botones de zamac; arandela de acero galvanizado; resortes de acero templado.



ART.	0366			
Imballo | Package | Conditionnement | Embalaje	50 PZ			
Finiture disponibili | Available finishes Finitions disponibles | Acabados disponibles	1	2	3	4

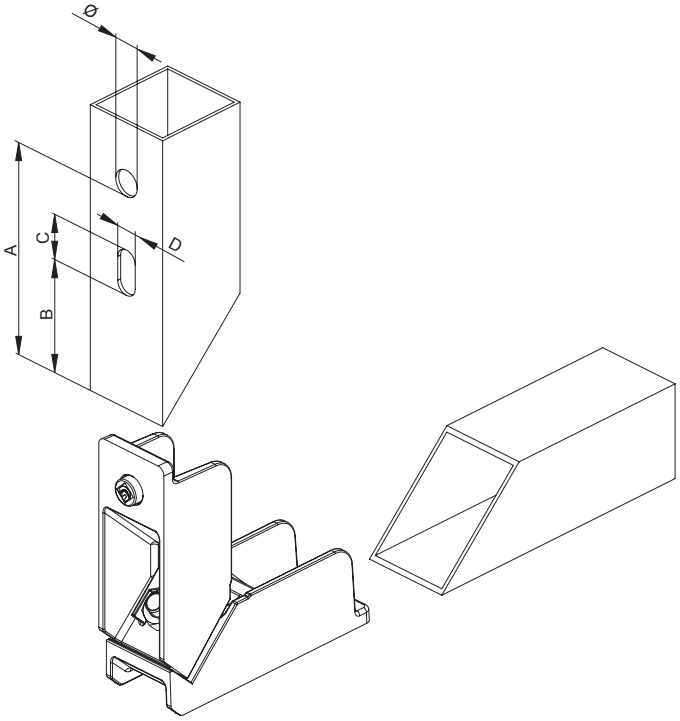

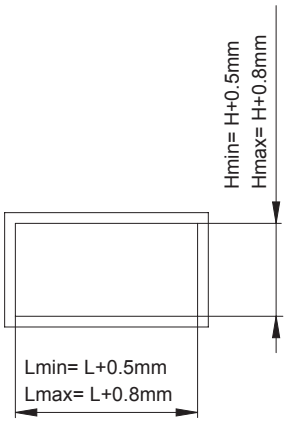

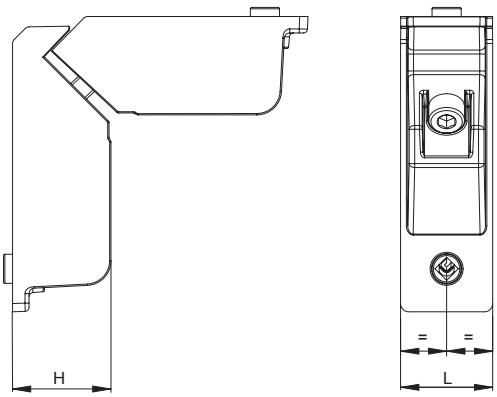

ART.	L	H	Ø	A	B	C	D
0366	33.5	35.8	11	89	47.5	19	9

SQUADRETTA A DOPPIO PULSANTE

Squadretta ad aggancio interno / esterno | Corner with internal / external clasping | Equerre a accrochage interieur / exterieur | Escuadra de agarre interno / externo



Ali in alluminio pressofuso, vite M6 con rivestimento protettivo dacromet 320 e rondella in acciaio zincato, pulsanti in zama, molle in acciaio temprato.

Die-cast aluminium wings, galvanized steel M6 screw with protective Dacromet 320 coating and washer, zamak buttons, tempered steel springs.

Ailes en aluminium moulées sous pression, vis M6 avec revêtement de protection Dacromet 320 et rondelle en acier zingué, boutons en zamak, ressorts en acier zingué.

Alas de aluminio de fundición, tornillos M6 con revestimiento protector Dacromet 320 y arandela de acero galvanizado, botones de zamac, resortes de acero templado.

ART.	0371			
Imballo | Package | Conditionnement | Embalaje	150 Pz			
Finiture disponibili | Available finishes Finitions disponibles | Acabados disponibles	1	2	3	4

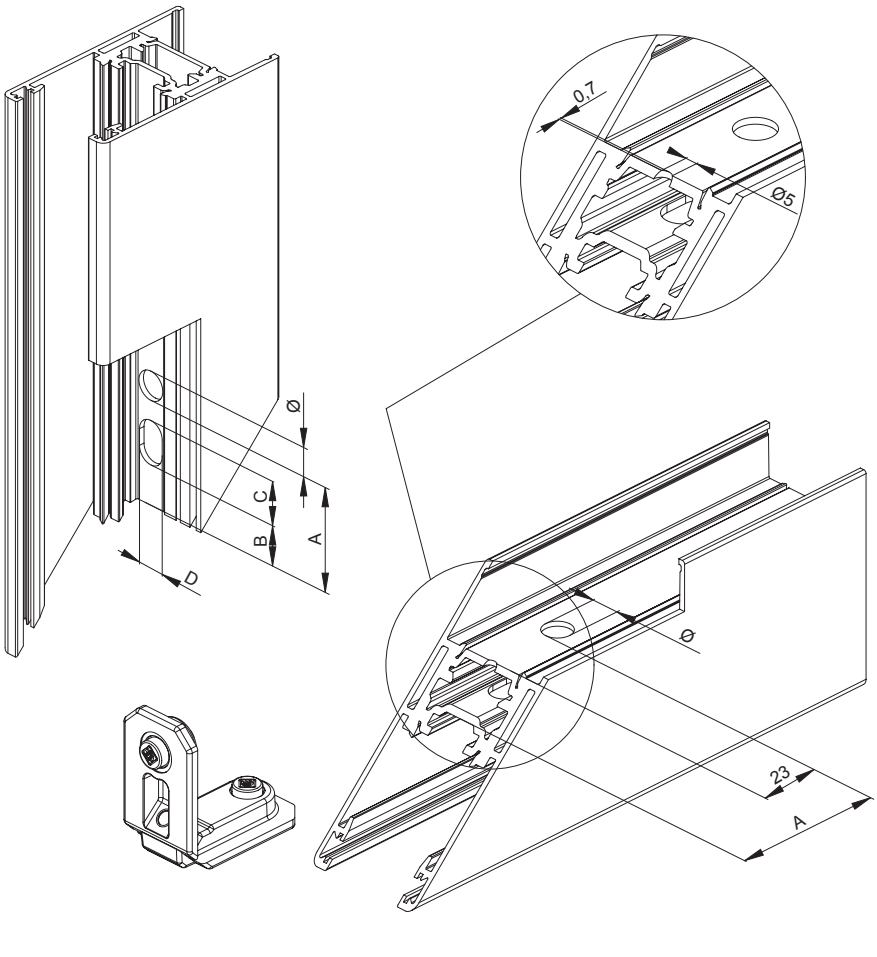

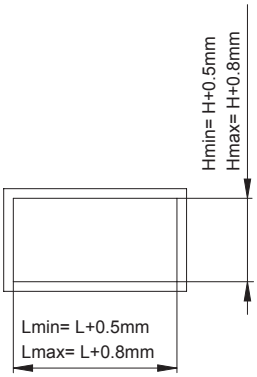

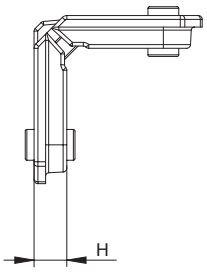

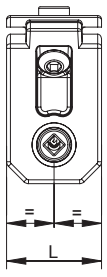

ART.	L	H	Ø	A	B	C	D
0371	29.6	10.2	10.5	37,8	14.5	16	10

SQUADRETTA AD AGGANCIO INTERNO PER PROFILI A TAGLIO TERMICO

Squadretta ad aggancio interno per profili taglio termico | Corner with internal coupling for thermal break profile | Equerre a accrochage interieur coupage thermique | Escuadra de agarre interno rottura termica



Ali in nylon; vite M5 TC CE e dado M5 in acciaio zincato.

Nylon wings; galvanized steel M5 TC CE screw and M5 nut.

Ailes en nylon; vis M5 TC CE et écrou M5 en acier zingué.

Alas de nylon; tornillos M5 TC CE y tuerca M5 de acero galvanizado.

ART.	0301			
Imballo | Package | Conditionnement | Embalaje	300 PZ			
Finiture disponibili | Available finishes Finitions disponibles | Acabados disponibles	1	2	3	4

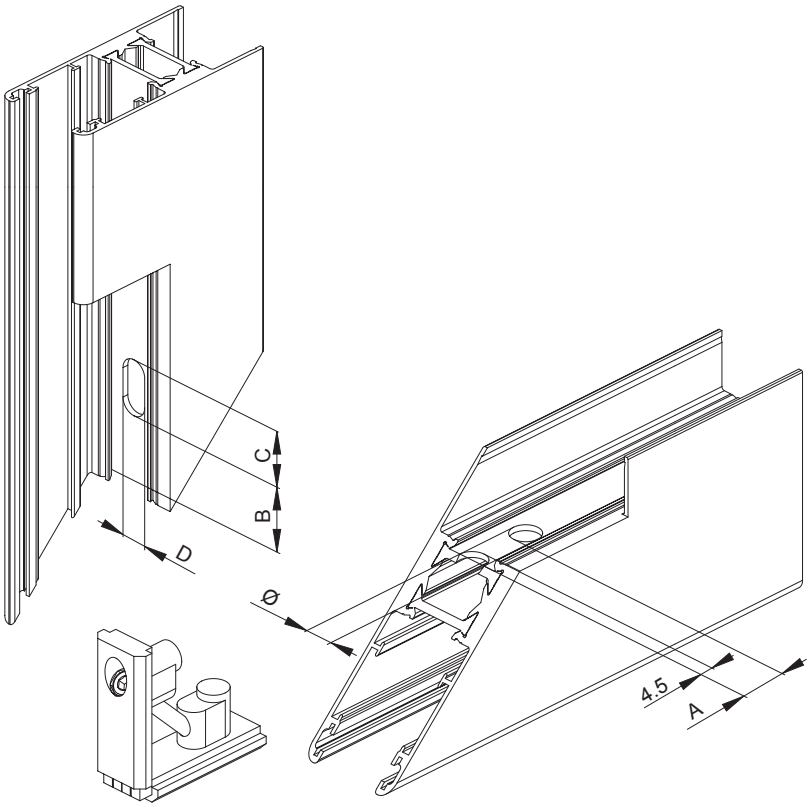

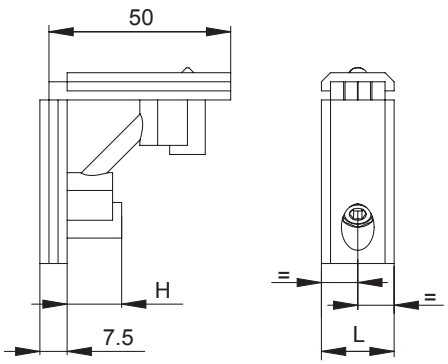

ART.	L	H	Ø	A	B	C	D
0301	20	15	10	17.3	22	19	10

SQUADRETTA DI ALLINEAMENTO

Squadretta di allineamento | Alignment corners
Equerre d'alignement | Escuadra de clineación



Realizzata in Nylon, alluminio, acciaio inox, acciaio zincato

Made of nylon, aluminum, stainless steel, galvanized steel

Réalisée en nylon, aluminium, acier inox, acier zingué.

Fabricada en nylon, aluminio, acero inox, acero galvanizad.

ART.	2180 | 2181				2183 | 2184 | 2186 2189 | 2190 | 2190.1 2190.9 | 2190.2 2194 | 2194.1 2194.2				2182			
Imballo | Package | Conditionnement | Embalaje	200 PZ				250 PZ				1000 PZ			
Finiture disponibili | Available finishes Finitions disponibles | Acabados disponibles	1	2	3	4	1	2	3	4	1	2	3	4

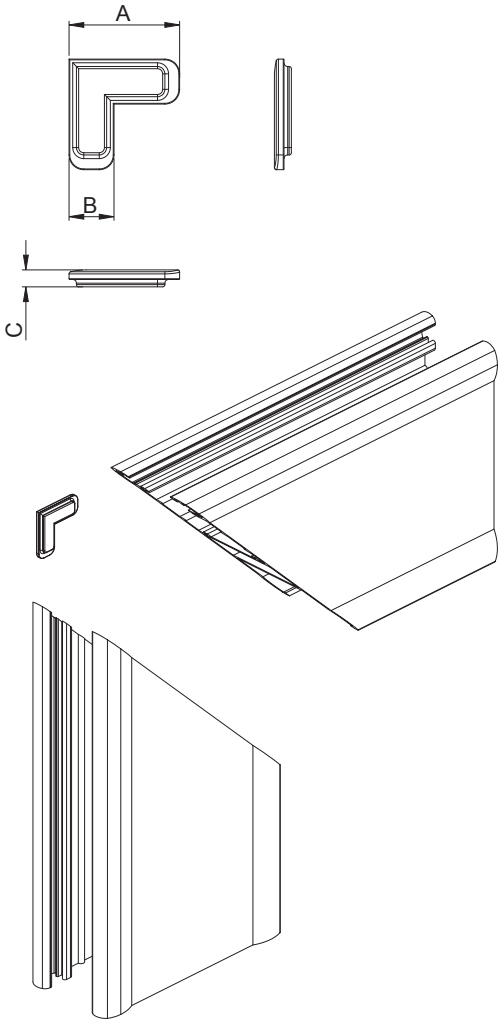

ART.	MATERIALE *MATERIAL*	A	B	C
2180	Nylon	49	24.5	6
2181	Nylon	49.5	14.5	1.7
2182	Nylon	24	6	1.2
2183	Nylon	50	16.5	2.1
2184	Nylon	49	24	5.2
2186	Nylon	24	8	2.5
2189	Nylon	51	19.4	1.4
2190	Alluminio *Aluminum*	33	18	1.5
2190.1	Alluminio *Aluminum*	47	13.6	1
2190.2	Alluminio *Aluminum*	57	17.3	1
2190.9	Acciaio Zincato Galvanized Steel	37,9	13,9	1
2194	Acciaio Inox *Stainless steel*	30	6.6	1.5
2194.1	Acciaio Inox *Stainless steel*	22.2	4.7	1.8
2194.2	Acciaio Inox *Stainless steel*	30	4.9	1.7

NOTE / NOTES

GIUNZIONI
JOINTS
JONCTIONS
UNIONES

ASTRA
GIUZIONE A "T"

5

Giunzione a T | T-joint
Jonction a "T" | Unión en "T"



Corpo e piolo in acciaio zincato; molla in acciaio temprato zincato.

Body and pin in galvanized steel; tempered galvanized steel spring.

Corps et pion en acier zingué; ressort en acier trempé zingué.

Cuerpo y tetón de acero galvanizado; muelle de acero templado galvanizado.

ART.	0412.2				0413.1 | 0413.2 | 0432.1 0432.2 | 0433.1 | 0433.2			
Imballo | Package | Conditionnement | Embalaje	100 PZ				150 PZ			
Finiture disponibili | Available finishes Finitions disponibles | Acabados disponibles	1	2	3	4	1	2	3	4

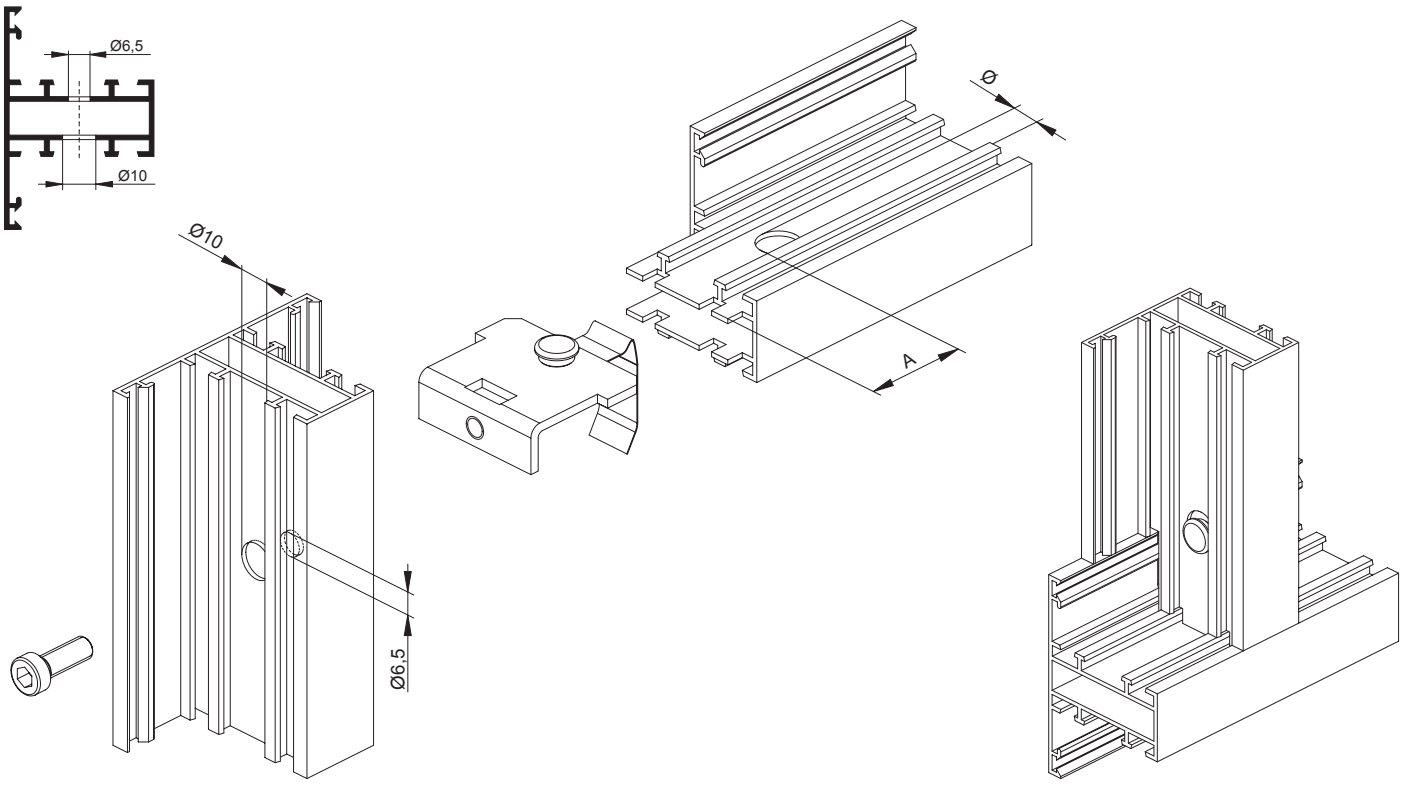

ART. senza vite *without screw*	ART. con vite m6x20 *with screw m6x20*	L	H	Ø	A
0433.1	0433.2	36	9.5	11.5	29.3
0413.1	0413.2	36	13.6	11.5	29.3
0432.1	0432.2	41	9.5	11.5	29.3

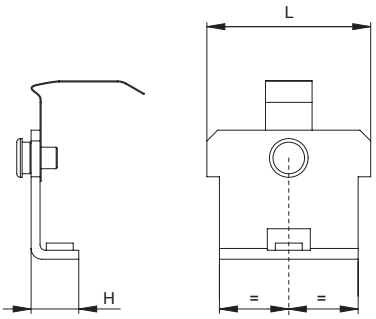

UNION
GIUNZIONE A "T" E A CROCE

Giunzione a "T" e a croce | T-joint and cross joint
Jonction a "T" et a croix | unión en T y en cruz

Corpo e vite M8 TSP CE in acciaio zincato.

Body and M8 TSP CE screw in galvanized steel.

Corps et vis M8 TSP CE en acier zingué.

Cuerpo y tornillo M8 TSP CE de acero galvanizado.



ART.	0448			
Imballo | Package | Conditionnement | Embalaje	150 PZ			
Finiture disponibili | Available finishes Finitions disponibles | Acabados disponibles	1	2	3	4

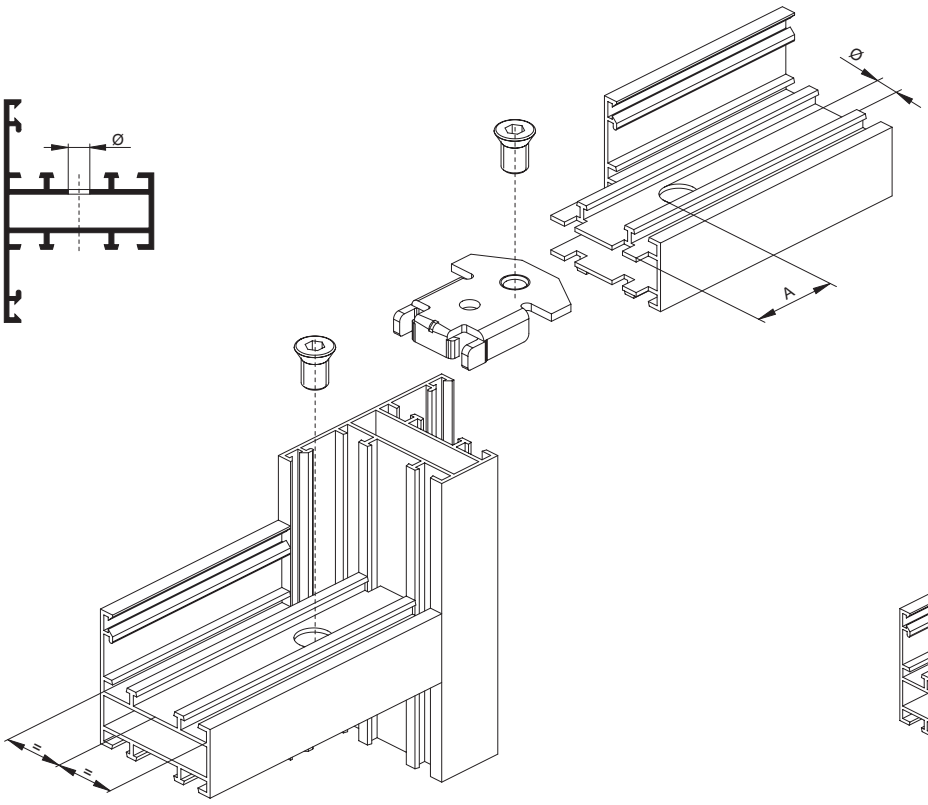

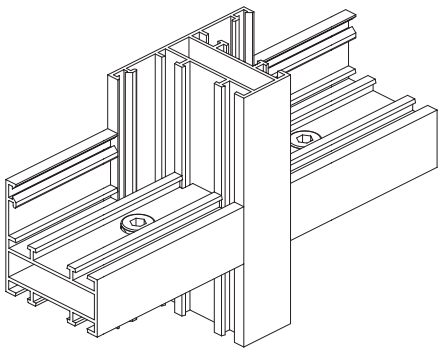

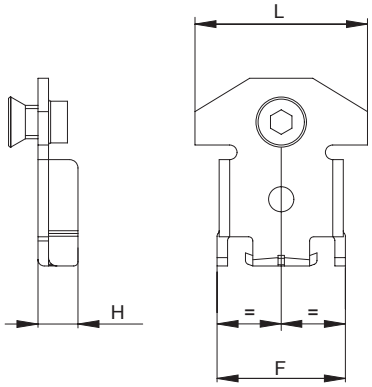

ART.	L	H	Ø	A	F
0448	41	9.5	10.5	29.8	31.5

GIUNZIONE A "T"

Giunzione a T | T-joint
Jonction a "T" | Unión en "T"

Corpo in alluminio pressofuso; piolo in alluminio al magnesio; molla elicoidale in acciaio temprato.

Die-cast aluminum body; aluminum-magnesium pin; tempered steel coil spring.

Corps en aluminium moulé sous pression; pion en aluminium au magnésium; ressort hélicoïdal en acier trempé.

Cuerpo de aluminio fundido a presión; tetón de aluminio-magnesio; muelle helicoidal de acero templado.



ART.	TUTTI | ALL TOUS | TODOS			
Imballo | Package | Conditionnement | Embalaje	150 PZ			
Finiture disponibili | Available finishes Finitions disponibles | Acabados disponibles	1	2	3	4

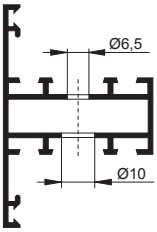

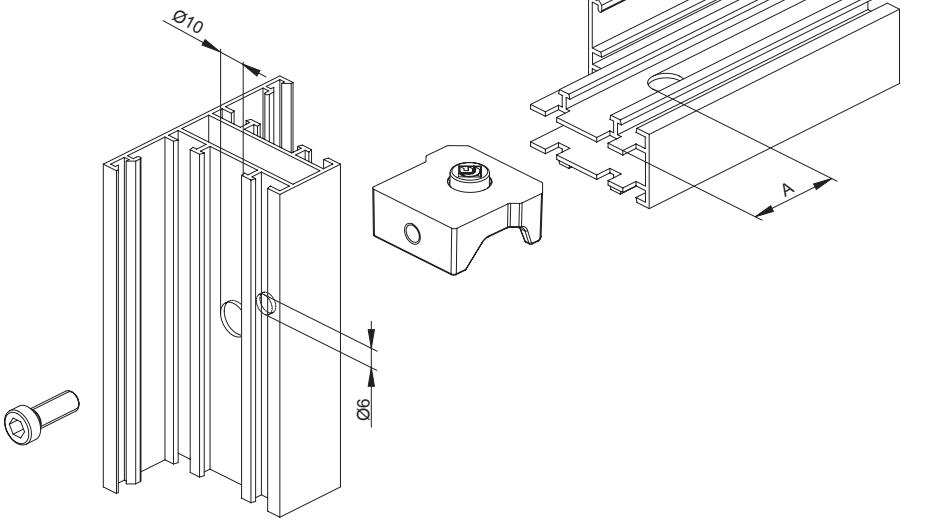

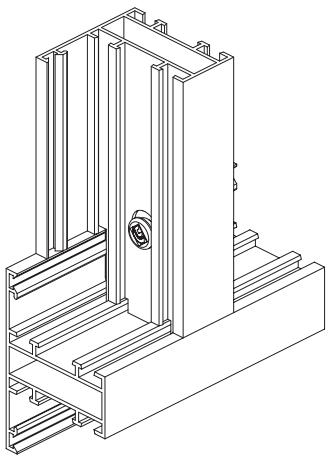

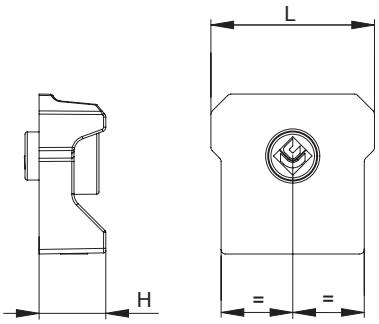

ART.	L	H	Ø	A
0451	36	14	11	22
0454	35.5	9.9	10	25.5
0462	40.7	10.2	10	29

5 3

GIUNZIONE A "T" E A CROCE

Giunzione a "T" e a croce | T-joint and cross joint
Jonction a "T" et a croix | Unión en "T" y en cruz



Corpo in alluminio estruso; vite M8 e grano M6 in acciaio zincato.

Extruded aluminum body; galvanized steel M8 screw and M6 setscrew.

Corps en aluminium extrudé; vis M8 e grain M6 en acier zingué.

Cuerpo de aluminio extruido; tornillo M8 y prisionero M6 en acero galvanizado.

ART.	0469.3 | 0475.1 | 0473.6				0477.3 | 0473.3				0469.1 | 0469.2 | 0475 0475.4 | 0475.6 | 0475.7 | 0476.3 | 0477.1 | 0477.2 | 0477.5 | 0473.8			
Imballo | Package | Conditionnement | Embalaje	50 PZ				100 PZ				250 PZ			
Finiture disponibili | Available finishes Finitions disponibles | Acabados disponibles	1	2	3	4	1	2	3	4	1	2	3	4

ART.	H	Ø	A	NODO *SECTION*
0475.6	12.5	10.5	22.3	A01
0475	14.4	10.5	22.3	A01
0473.1	16.6	10.5	30.8	A01
0475.1	30.5	10.5	22.3	A01
0473.5	31.5	10.5	30.8	A01
0473.6	99.6	10.5	30.8	A01
0473.8	10	10.5	30.8	A01
0475.4	32.7	10.5	22.3	A01
0475.7	34.8	10.5	22.3	A01

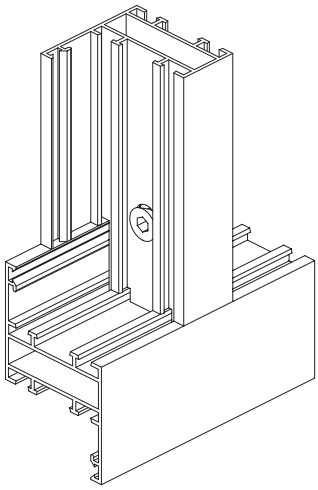

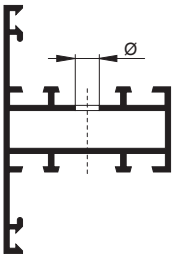

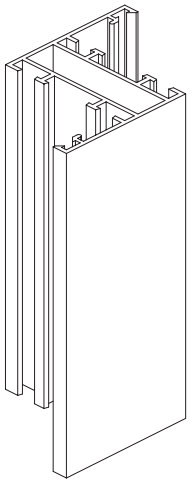

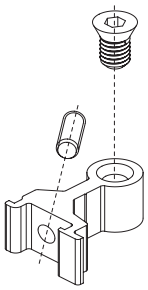

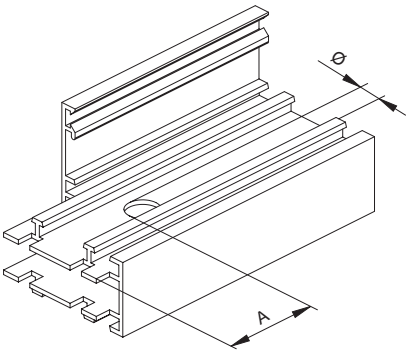

ART.	H	Ø	A	NODO *SECTION*
0477.1	9.7	10.5	29.8	A08
0469.1	10	10.5	29.8	A08
0469.2	14	10.5	29.8	A08
0477.5	21.8	10.5	29.8	A08
0469.3	37.8	10.5	29.8	A08
0477.3	37.8	10.5	29.8	A08

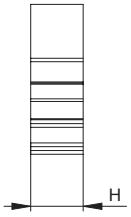

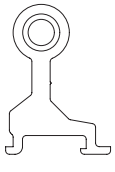

NOTE / NOTES

CATENACCI E INCONTRI
LATCHES AND JUNCTIONS
VERROUS ET GACHES
PASADORES Y CERRADEROS

BI-HID

CATENACCIO A LEVA BIDIREZIONALE PER ANTA AFFIANCATA CE

Catenaccio a leva bidirezionale per anta affiancata CE | Two-way latch for inactive sash Euro Groove | Bidirectionnel verrou pour dormant CE | Pasador bidireccional para hoja pasiva CE



Movimentazione e puntali in zama; compensatori in delrin; viti e camme in acciaio inox.

Zamak movimentation and push rod; delrin compensators; cams and screws in stainless steel.

Mouvement et gâche terminale en zamak; compensateurs en delrin; cames et vis en acier inox.

Movimiento y puntal de zamac; compensadores en delrin; tornillos y placas en acero inoxidable.

ART.	4515.1				4515.10 | 4515.15			
Imballo | Package | Conditionnement | Embalaje	10 PZ				20 PZ			
Finiture disponibili | Available finishes Finitions disponibles | Acabados disponibles	1	2	3	4	1	2	3	4

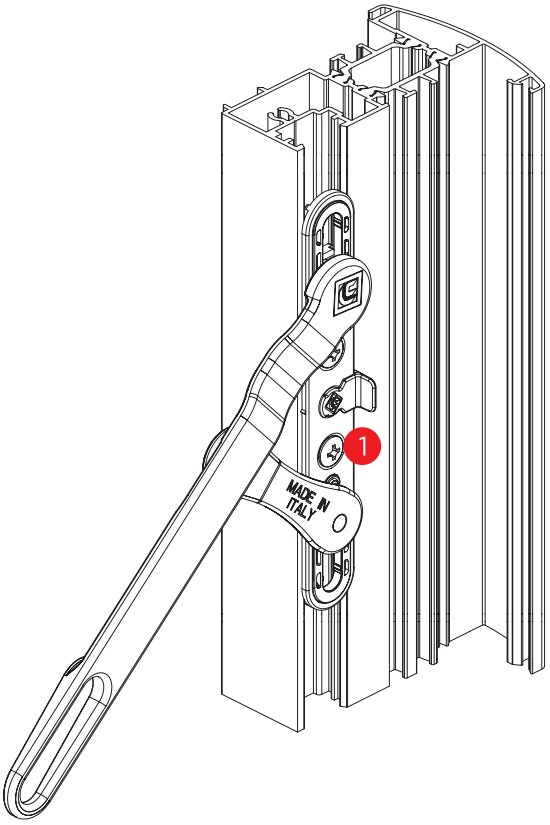

1 4515.10

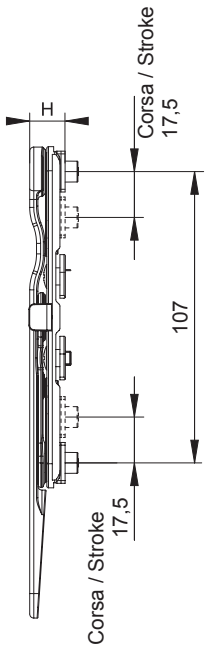

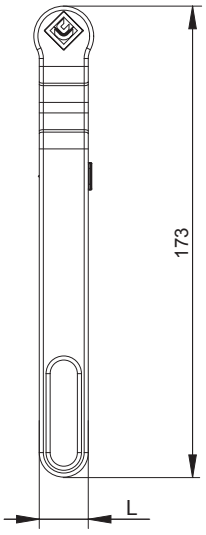

DESCRIZIONE *DESCRIPTION*	ART	H	L	NODO *SECTION*
Corpo di manovra *Slider*	4515.10	13	22	B01 - B03 - B07 - B08

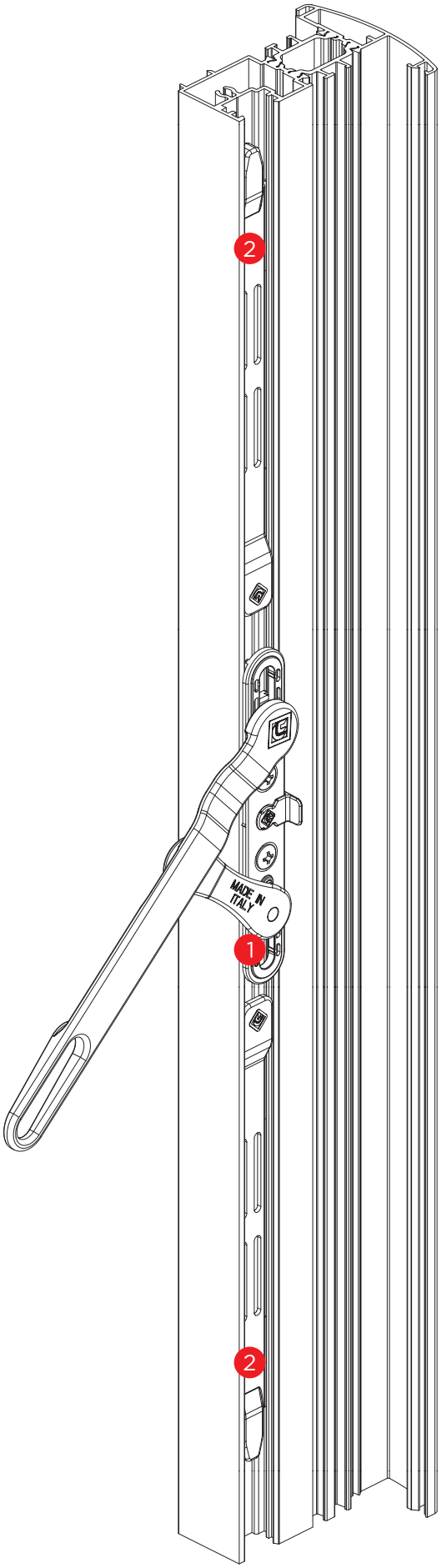

2 4515.15

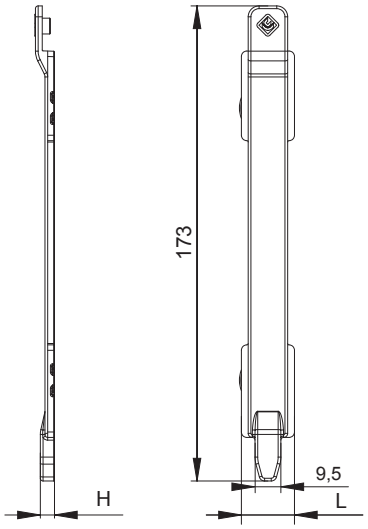

DESCRIZIONE *DESCRIPTION*	ART	H	L	NODO *SECTION*
Terminale superiore ed inferiore *Upper and lower rod end*	4515.15	7	19.5	A01 - A03 A20 - A21 - A22 B01 - B07 - B08

1 + 2 4515.1 - Kit

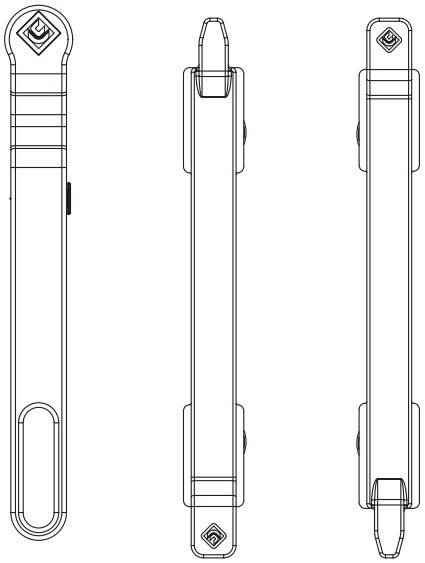

DESCRIZIONE *DESCRIPTION*	ART	NODO *SECTION*
Corpo di manovra + terminale superiore ed inferiore *Slider + upper and lower rod end*	4515.1	B01 - B07 - B08

CATENACCIO BIDIREZIONALE CAVA SINGOLA

Catenaccio a leva bidirezionale per anta affiancata | Two-way latch for inactive sash | Bidirectionnel verrou pour dormant | Pasador bidireccional para hoja pasiva



Movimentazione e puntali in zama; compensatori in delrin; viti e camme in acciaio inox.

Zamak movimentation and push rod; delrin compensators; cams and screws in stainless steel.

Mouvement et gâche terminale en zamak; compensateurs en delrin; cames et vis en acier inox.

Movimiento y puntal de zamac; compensadores en delrin; tornillos y placas en acero inoxidable.

ART.	4517.1			
Imballo | Package | Conditionnement | Embalaje	10 PZ			
Finiture disponibili | Available finishes Finitions disponibles | Acabados disponibles	1	2	3	4

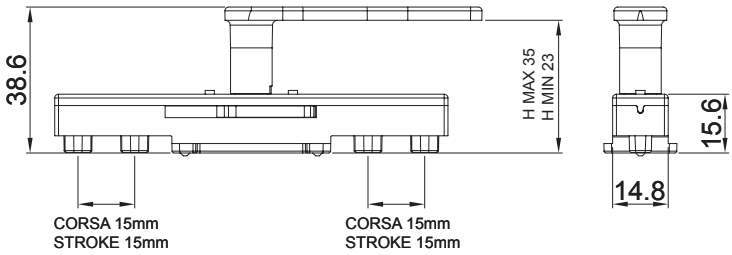

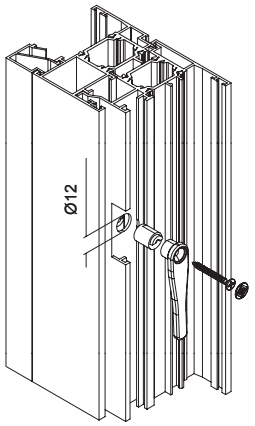

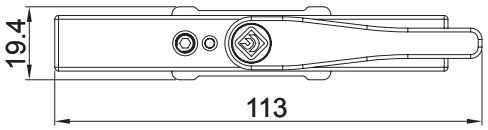

CHIUSO
CLOSED

APERTO
OPEN

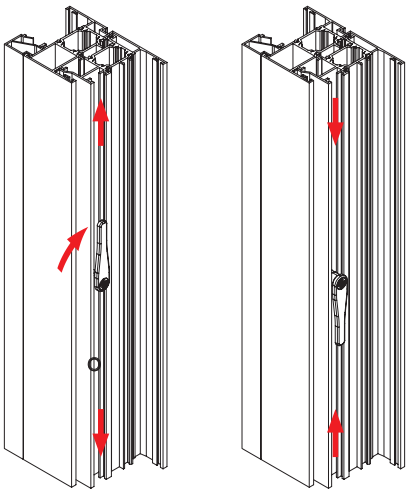

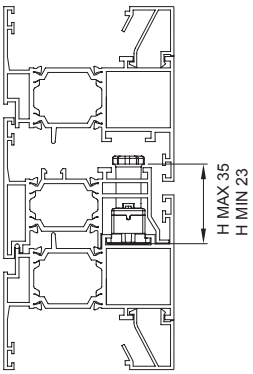

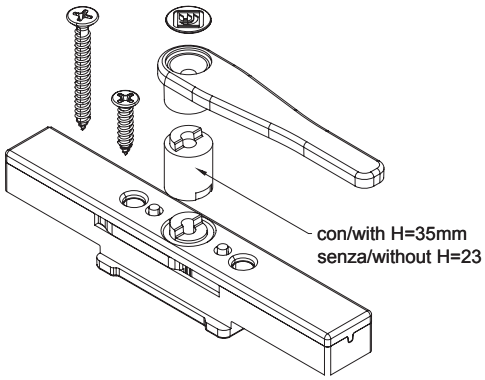

DESCRIZIONE *DESCRIPTION*	ART	NODO *SECTION*
Catenaccio a leva bidirezionale per anta affiancata *Two-way latch for inactive sash*	4517.1	B02

BI-HID

CATENACCIO A LEVA BIDIREZIONALE PER ANTA AFFIANCATA R40

Catenaccio a leva bidirezionale per anta affiancata R40 | Two-way latch for inactive sash R40 | Bidirectionnel verrou pour dormant R40 | Pasador bidireccional para hoja pasiva R40



Movimentazione e puntali in zama; compensatori in delrin; viti e camme in acciaio inox.

Zamak movimentation and push rod; delrin compensators; cams and screws in stainless steel.

Mouvement et gâche terminale en zamak; compensateurs en delrin; cames et vis en acier inox.

Movimiento y puntal de zamac; compensadores en delrin; tornillos y placas en acero inoxidable.

ART.	4516.1				4516.10 | 4516.15			
Imballo | Package | Conditionnement | Embalaje	10 PZ				20 PZ			
Finiture disponibili | Available finishes Finitions disponibles | Acabados disponibles	1	2	3	4	1	2	3	4

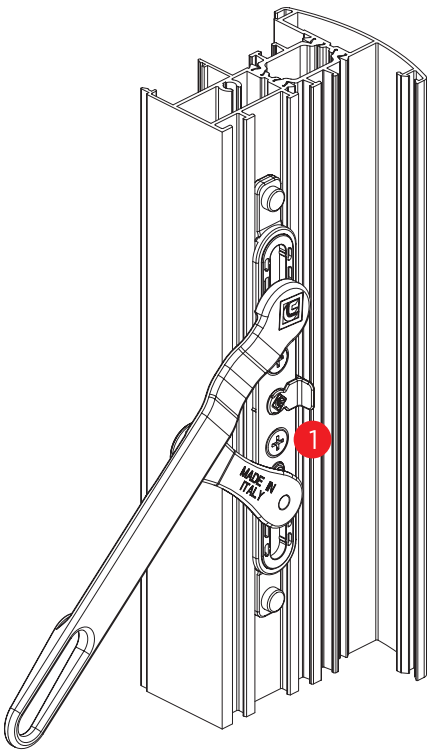

1 4516.10

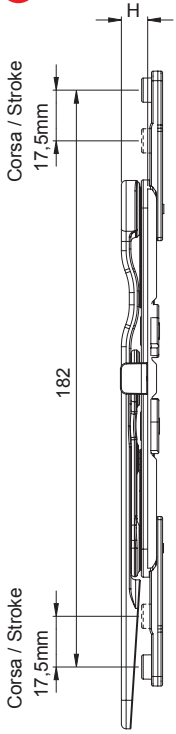

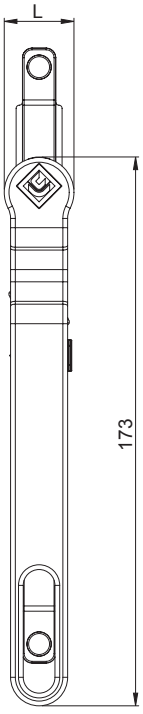

DESCRIZIONE *DESCRIPTION*	ART	H	L	NODO *SECTION*
Corpo di manovra *Slider*	4516.10	9	22	B04

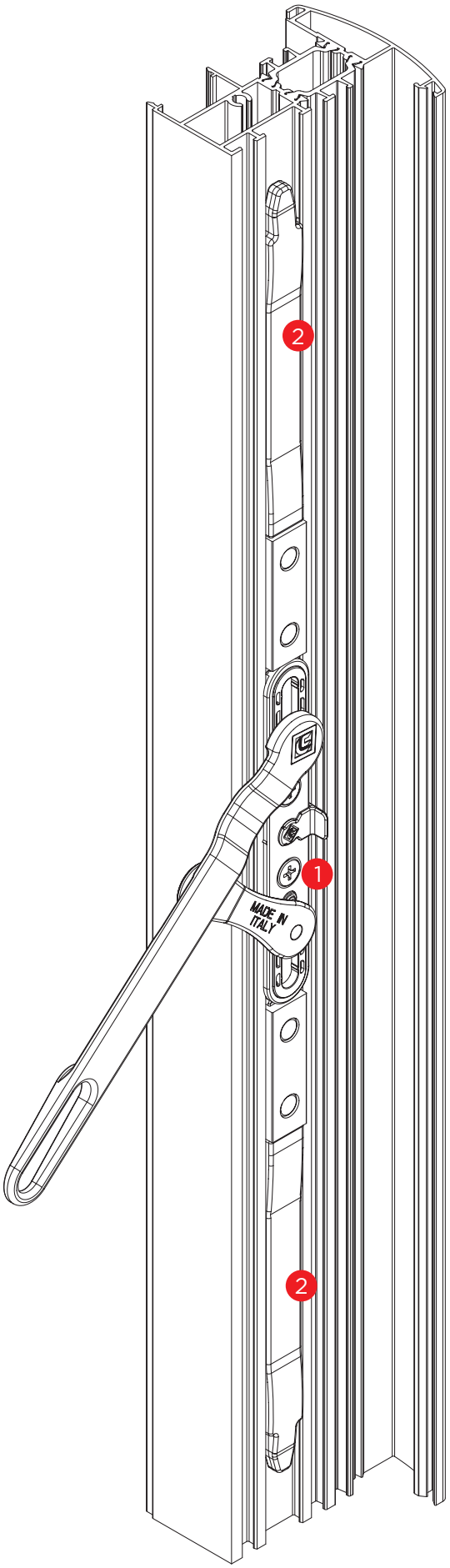

2 4516.15

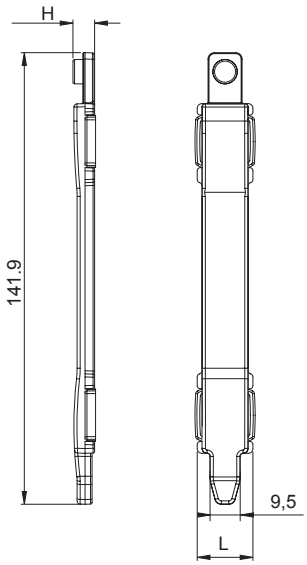

DESCRIZIONE *DESCRIPTION*	ART	H	L	NODO *SECTION*
Terminale superiore ed inferiore *Upper and lower rod end*	4516.15	6.8	17.5	A08 - A23 - B04

1 + 2 4516.1 - Kit

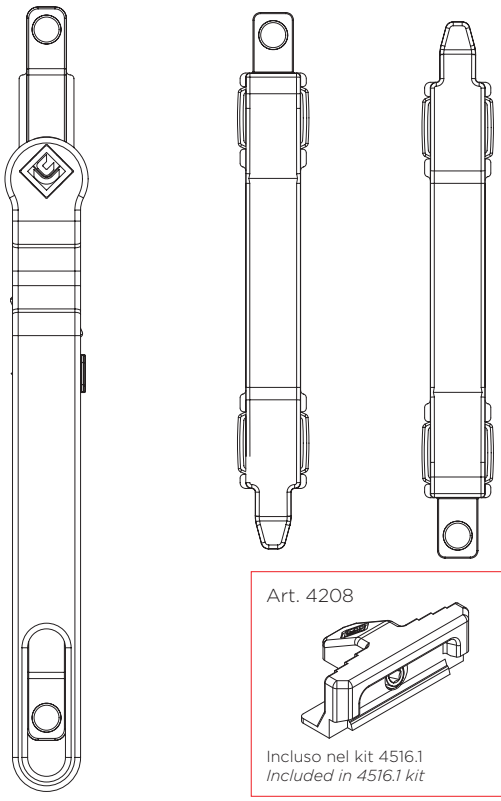

Art. 4208

Incluso nel kit 4516.1
Included in 4516.1 kit

DESCRIZIONE *DESCRIPTION*	ART	NODO *SECTION*
Corpo di manovra + terminale superiore ed inferiore *Slider + upper and lower rod end*	4516.1	B04

SIRIO NEW LINE
CATENACCIO A COMANDO DIRETTO

1D 2,5 Ø8

Catenaccio a comando diretto | Direct driving latch
Verrou a commande directe | Pasador de mando directo



Corpo di manovra, piastrina di collegamento, corpo terminale e boccola copri perno in nylon con fibra di vetro; blocchetto di posizionamento in zama zincata; perno terminale in acciaio zincato o ottone; grano M5 in acciao.

Slider, connecting plate, end piece and pin-cover bushing in nylon with fiberglass; zinc-coated zamak positioning block; galvanized steel or brass terminal pin; steel M5 setscrew.

Corps de manœuvre, plaque de raccordement, embout de tringle et bague terminale en nylon avec fibre de verre; bloc de positionnement en zamak zinguée; pivot pour embout de tringle en acier zingué ou en laiton; grain M5 en acier.

Cuerpo de maniobra, pletina de unión, cuerpo terminal y casquillo para pernio de nylon con fibra de vidrio; bloque de colocación de zamac galvanizado; perno terminal de acero galvanizado o latón; prisionero M5 de acero.

ART.	4022.20 | 4023.20 | 4024.20				4011.20 | 4012.20 | 4018.20 | 4011B.20 | 4011B.21 | 4011B.22 | 4012B.20 | 4013B.21 | 4013B.22				4032.20 | 4032B.20 | 4032B.21 | 4032B.22 | 4033B.20 | 4034B.21 | 4034B.22				4013.20 | *4034.20			
Imballo | Package | Conditionnement | Embalaje	50 Pz				100 Pz				200 Pz				50 Cp | *100 Cp			
Finiture disponibili | Available finishes Finitions disponibles | Acabados disponibles	1	2	3	4	1	2	3	4	1	2	3	4	1	2	3	4

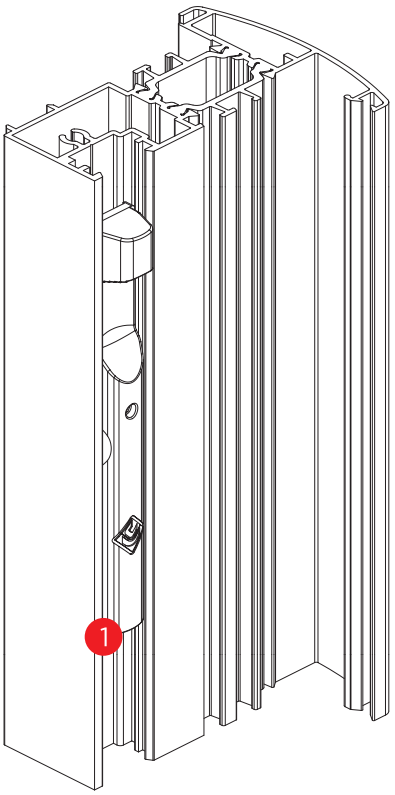

1 A402X.20

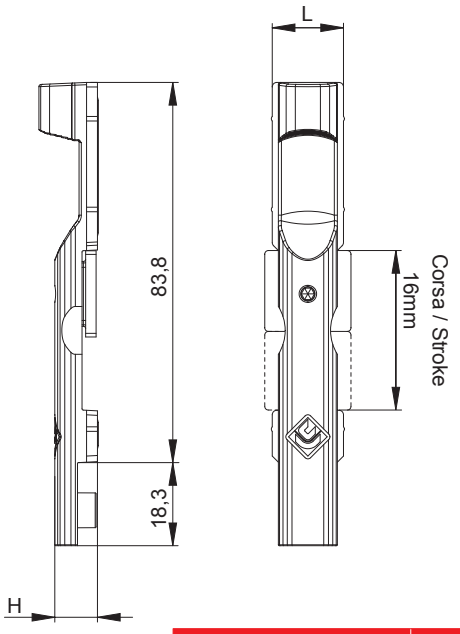

ART.	L	H	NODO *SECTION*
4022.20	19	9.5	B01 - B07 - B08 - B11
4023.20	15.7	9.4	B03
4024.20	17.3	10	B04

2 403X.20

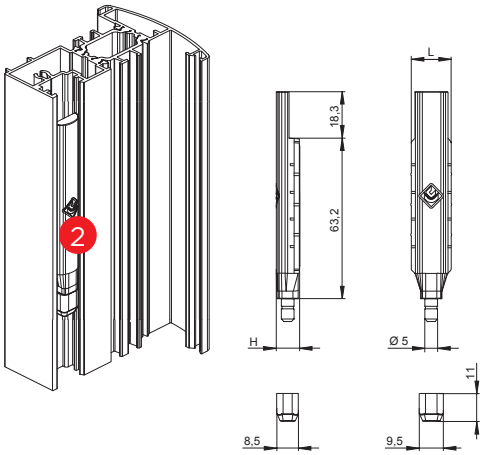

DESCRIZIONE *DESCRIPTION*	ART.	L	H	NODO *SECTION*
"NEW SIRIO" Terminale asta con perno zincato e tappino regolabile *"NEW SIRIO" Rod-end with galvanized pin and adjustable cover*	4032.20	19.2	9.5	A01 - A03 - A05 - A10 - A11 A12 - A16 - A17 A20 - A21 - A22 B01 - B07 - B08 B11

3 4034.20

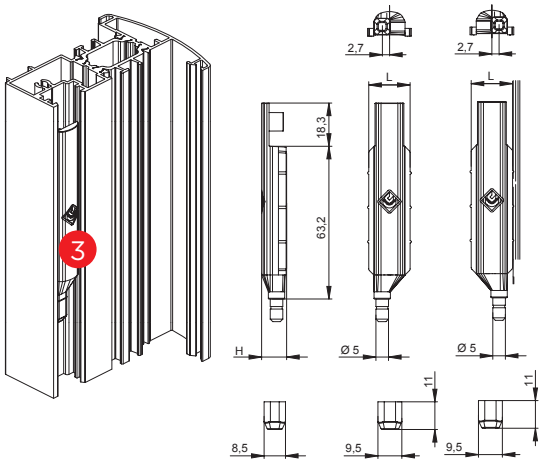

DESCRIZIONE *DESCRIPTION*	ART.	L	H	NODO *SECTION*
"NEW SIRIO" Terminale asta DX-SX con perno zincato decentrato e tappino regolabile *"NEW SIRIO" rod end DX-SX with non centered galvanized pin and adjustable cover*	4034.20	17.3	13.5	A08 - A23 B04

4 403XB.20

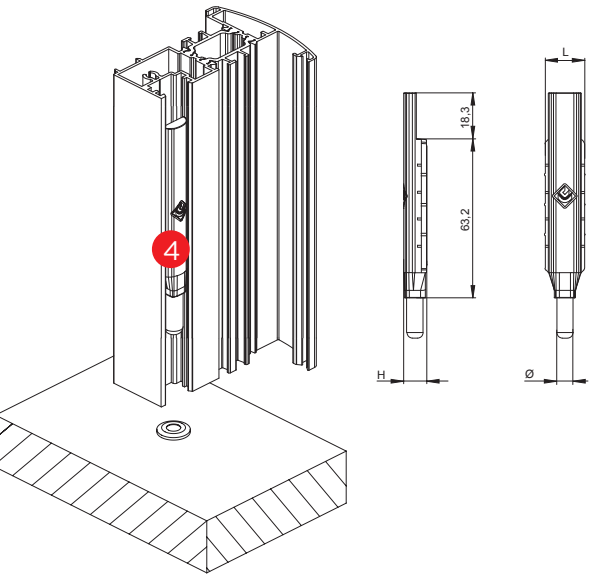

DESCRIZIONE *DESCRIPTION*	ART.	L	H	Ø	NODO *SECTION*
"NEW SIRIO" Terminale asta con puntale in ottone *"NEW SIRIO" Rod-end with brass pin*	4032B.20	19.2	9.5	8	A01 - A03 - A05 A16 - A17 - A20 A21 - A22 - B01 B07 - B08 - B11

5 403XB.2X

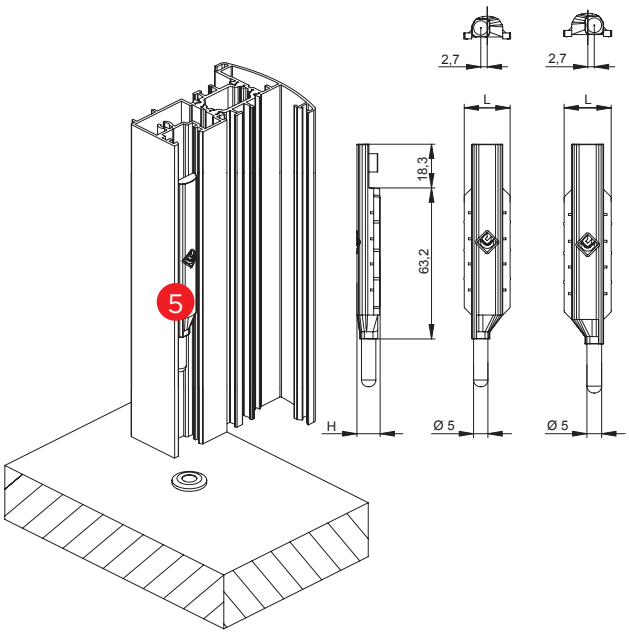

DESCRIZIONE *DESCRIPTION*	ART.	L	H	Ø	NODO *SECTION*
"NEW SIRIO" Terminale asta con puntale in ottone - Dx *"NEW SIRIO" Rod-end with brass pin - Rx*	4032B.21	19.2	9.5	6	A01 - A03 - A05 - A16 A17 - A20 - A21 - A22 B01B07 - B08 - B11
	4034B.21	17.2	10.2	7	A08 - A23 - B04
"NEW SIRIO" Terminale asta con puntale in ottone - Sx *"NEW SIRIO" Rod-end with brass pin - Lx*	4032B.22	19.2	9.5	6	A01 - A03 - A05 - A16 A17 - A20 - A21 - A22 B01 - B07 - B08 - B11
	4034B.22	17.2	10.2	7	A08 - A23 - B04

1 + 2 401X.20

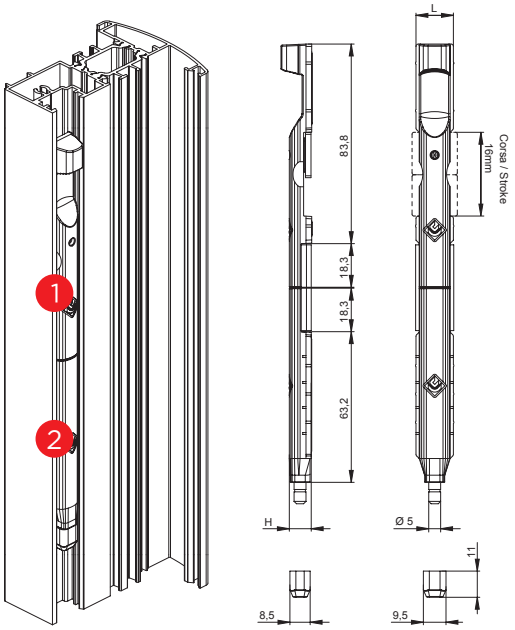

DESCRIZIONE *DESCRIPTION*	ART.	L	H	NODO *SECTION*
"NEW SIRIO" Catenaccio a comando diretto *"NEW SIRIO" Direct driving latch*	4011.20	19	9.5	B01 - B07 - B08 B10 - B11
	4012.20	15.7	9.2	B03
	4018.20	15.7	9.2	Bodega 50

1 + 3 4013.20

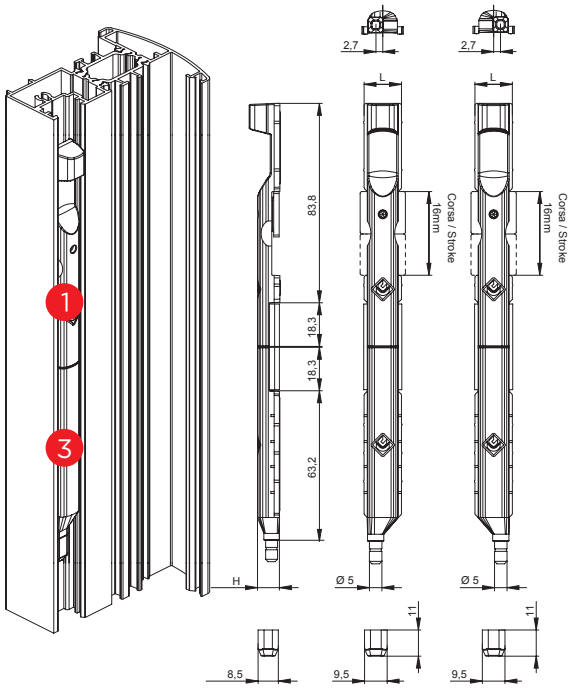

DESCRIZIONE *DESCRIPTION*	ART.	L	H	NODO *SECTION*
"NEW SIRIO" Catenaccio a comando diretto *"NEW SIRIO" Direct driving latch*	4013.20	17.3	10.2	B04

1 + 4 401XB.20

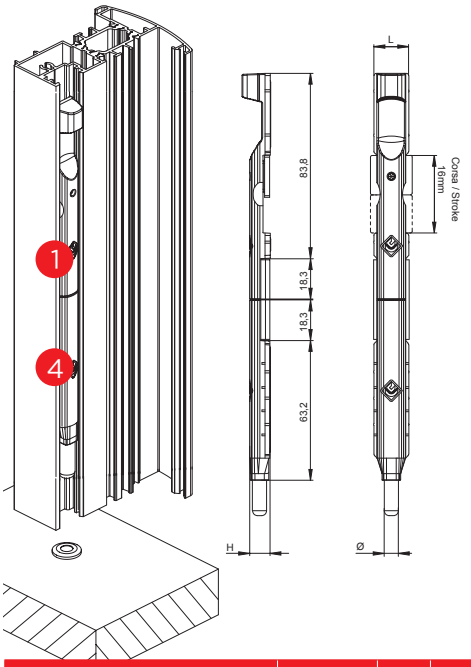

DESCRIZIONE *DESCRIPTION*	ART.	L	H	Ø	NODO *SECTION*
"NEW SIRIO" Catenaccio a comando diretto con puntale in ottone *"NEW SIRIO" Direct driving latch with brass pin*	4011B.20	19	9.5	8	B01 - B07 - B08 B10 - B11

1 + 5 401XB.2X

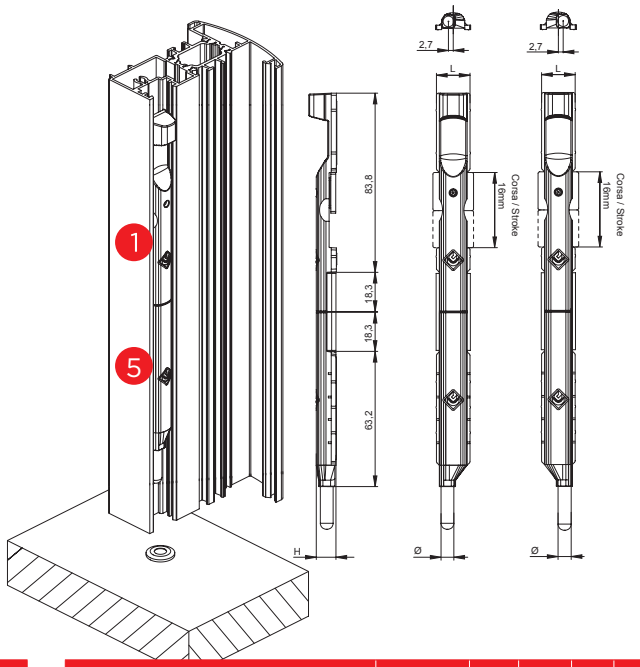

DESCRIZIONE *DESCRIPTION*	ART.	L	H	Ø	NODO *SECTION*
"NEW SIRIO" Catenaccio a comando diretto con puntale in ottone - DX *"NEW SIRIO" Direct driving latch with brass pin - RX*	4011B.21	19	9.5	6	B01 - B07 B08 - B10 - B11
	4013B.21	17.3	10.2	7	B03
"NEW SIRIO" Catenaccio a comando diretto con puntale in ottone - SX *"NEW SIRIO" Direct driving latch with brass pin - LX*	4011B.22	19	9.5	6	B01 - B07 B08 - B10 - B11
	4013B.22	17.3	10.2	7	B03

MINI-TEX

CATENACCIO A LEVA PER FINESTRE

BREVETTATO PATENTED | 1D | 2,5 | Ø8

Catenaccio a leva | Lever bolt | Verrou a levier | Pasador de leva



Suporto, blocchetto di collegamento, leva di manovra in zama, molle in acciaio inox, terminale e piastrina di giunzione in nylon, perno in ottone.

Support, connecting block, control lever in zamak and springs in stainless steel, nylon connecting plate and terminal, brass pin.

Support, bloc de raccordement, levier de manœuvre en zamak, ressorts en acier inox, embout de tringle et plaque de raccordement en nylon, pivot en laiton.

Soporte, bloque de unión, leva de maniobra de zamac, muelles de acero inox, terminal y pletina de unión de nylon, pernio de latón.

ART.	4514.1 | 4514.2 4514.3 | 4514.5 4514.8				4032B.20 4032B.21 | 4032B.22 | 4034B.21 | 4034B.22				4520				4523			
Imballo | Package | Conditionnement | Embalaje	20 Cp				200 Pz				100 Pz				50 Cp			
Finiture disponibili | Available finishes Finitions disponibles | Acabados disponibles	1	2	3	4	1	2	3	4	1	2	3	4	1	2	3	4

4514.3X | 4514.2X				4514.20			
20 Pz				10 Cp			
1	2	3	4	1	2	3	4

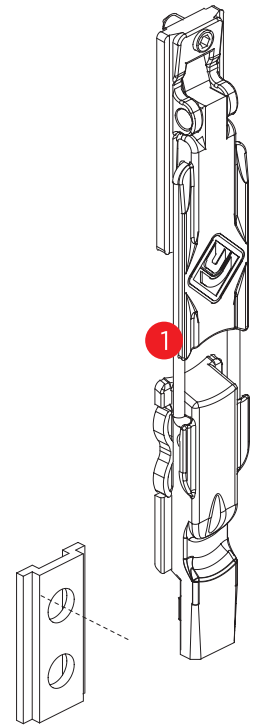

1 **4514.X**

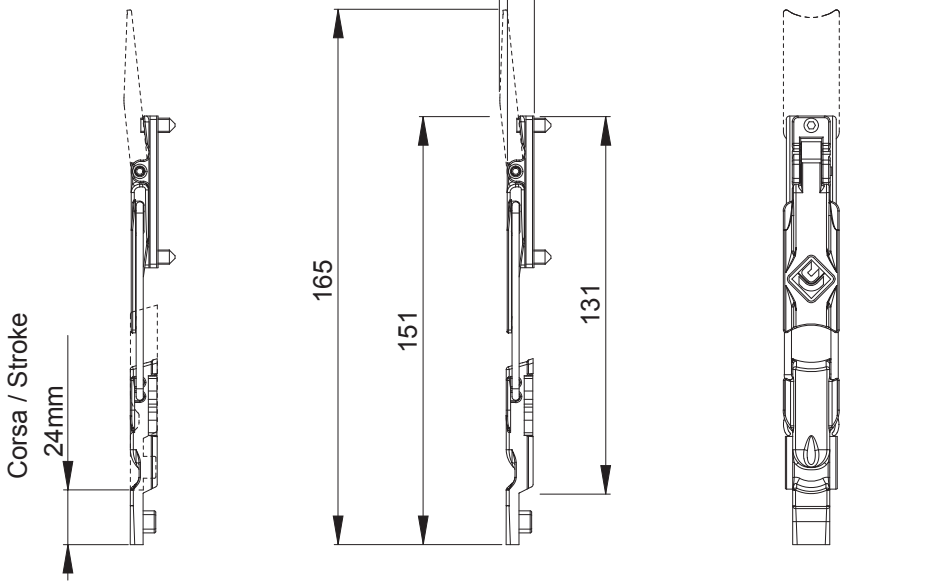

ART.	L	NODO | *SECTION*
4514.1	17.6	B04
4514.2	17.6	B01 – B08 - B11

ART.	L	NODO | *SECTION*
4514.3	16.3	B03
4514.5	17.6	B01 – B08 - B11

ART.	L	NODO | *SECTION*
4514.8	18.3	B06 - B07 - B08 - B11

2 403XB.20

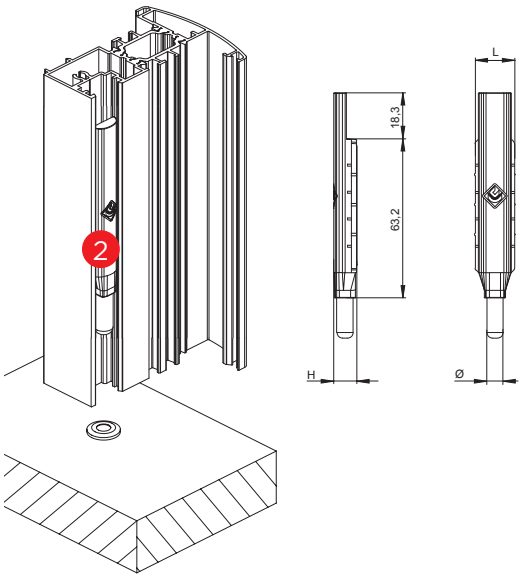

DESCRIZIONE *DESCRIPTION*	ART.	L	H	Ø	NODO *SECTION*
"NEW SIRIO" Terminale asta con puntale in ottone *"NEW SIRIO" Rod-end with brass pin*	4032B.20	19.2	9.5	8	A01 - A03 - A05 B01 - B07 - B08 B10

3 403XB.2X

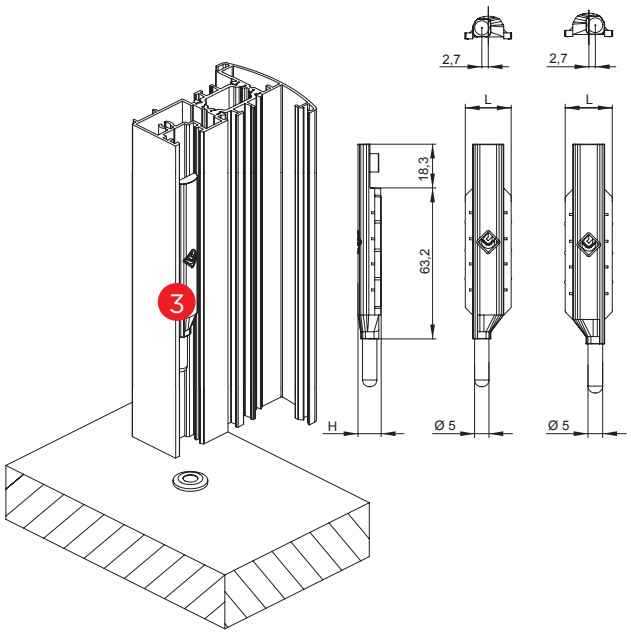

DESCRIZIONE *DESCRIPTION*	ART.	L	H	Ø	NODO *SECTION*
"NEW SIRIO" Terminale asta con puntale in ottone - Dx *"NEW SIRIO" Rod-end with brass pin - Rx*	4032B.21	19.2	9.5	6	A01 - A03 - A05 B01 - B07 - B08 B10
	4034B.21	17.2	10.2	7	B04 - B10
"NEW SIRIO" Terminale asta con puntale in ottone - Sx *"NEW SIRIO" Rod-end with brass pin - Lx*	4032B.22	19.2	9.5	6	A01 - A03 - A05 B01 - B07 - B08 B10
	4034B.22	17.2	10.2	7	B04 - B10

4 452X

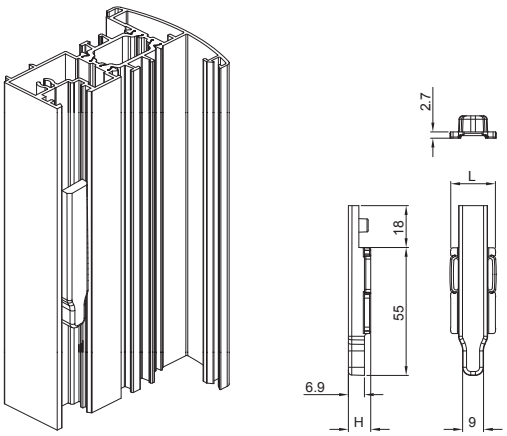

ART.	L	NODO | *SECTION*
4520	20	A01 - A03 - A05 - A11 - A12 - A20 - A21 - A22 - B08 - B11

5 4523

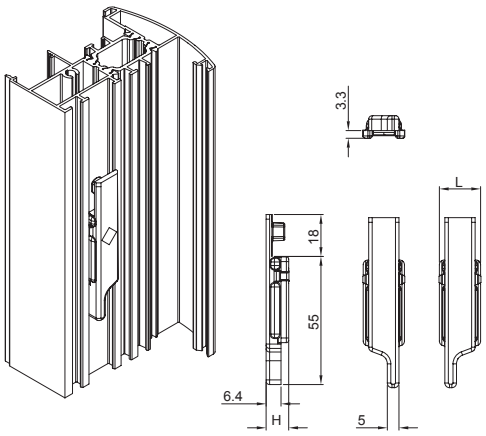

ART.	L	NODO | *SECTION*
4523	17.7	A08 - A023 - B04

1 + 2 4514.30 | .32

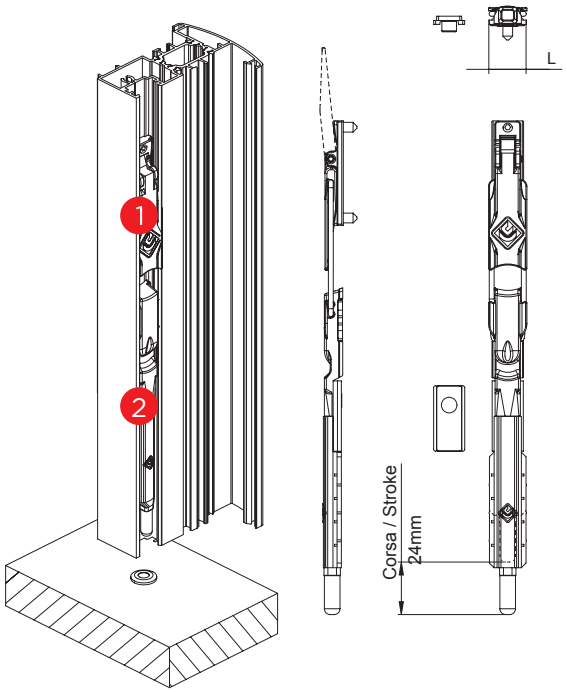

ART.	L	NODO | *SECTION*
4514.30	15,9	B03
4514.32	17.6	B01 - B08 - B11

1 + 3 A4014.31

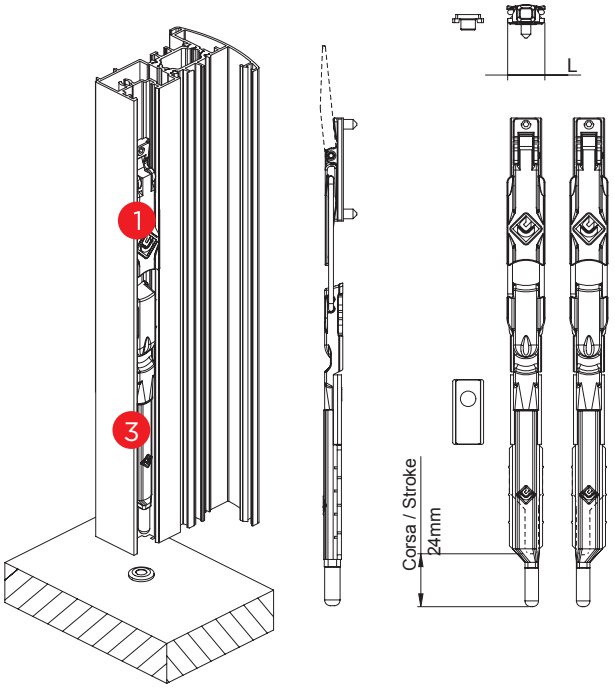

ART.	L	NODO | *SECTION*
4514.31	18,2	B04

1 + 4 4514.2X

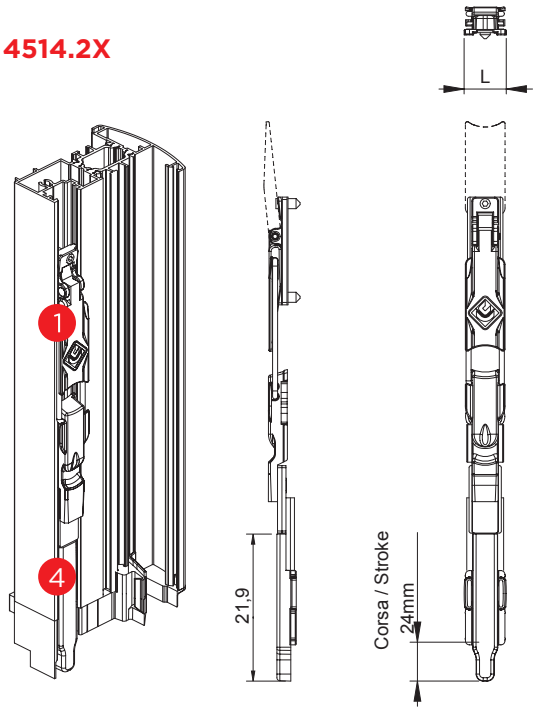

ART.	L	NODO | *SECTION*
4514.21	19	B01
4514.22	16,7	B03
4514.23	19,2	B01
4514.24	18,4	B01
4514.25	20	B08 - B11

1 + 5 4514.20

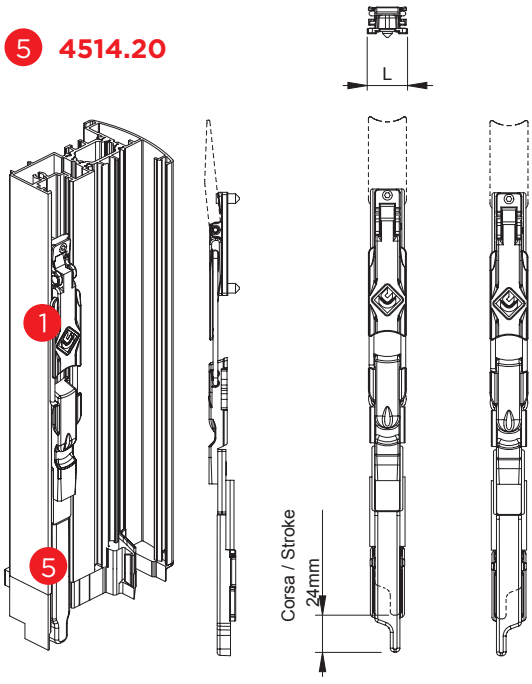

ART.	L	NODO | *SECTION*
4514.20	17,7	B04

MINI-TEX
CATENACCIO A LEVA

BREVETTATO PATENTED

2,5

Catenaccio a leva | Lever bolt
Verrou a levier | Pasador de leva

Supporto, blocchetto di collegamento, leva di manovra e terminale in zama, molle in acciaio inox, piastrina di giunzione in nylon, molla di firizionamento in resina acetalica autolubrificante.

Support, connecting block, control lever and terminal in zamak, stainless steel springs, nylon connecting plate, friction spring in self-lubricating acetalic resin.

Support, bloc de raccordement, levier de manœuvre et embout de tringle en zamak, ressort en acier inox, plaque de raccordement en nylon, ressort de friction en résine acétylique autolubrifiant.

Soporte, bloque de unión, leva de maniobra y terminal de zamac, muelles de acero inox, pletina de unión de nylon, muelle de fricción de resina acetálica autolubrificada.



ART.	4510.7			
Imballo | Package | Conditionnement | Embalaje	20 Pz			
Finiture disponibili | Available finishes Finitions disponibles | Acabados disponibles	1	2	3	4

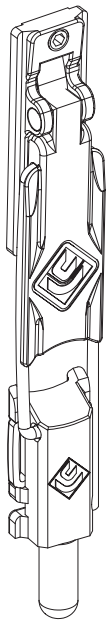

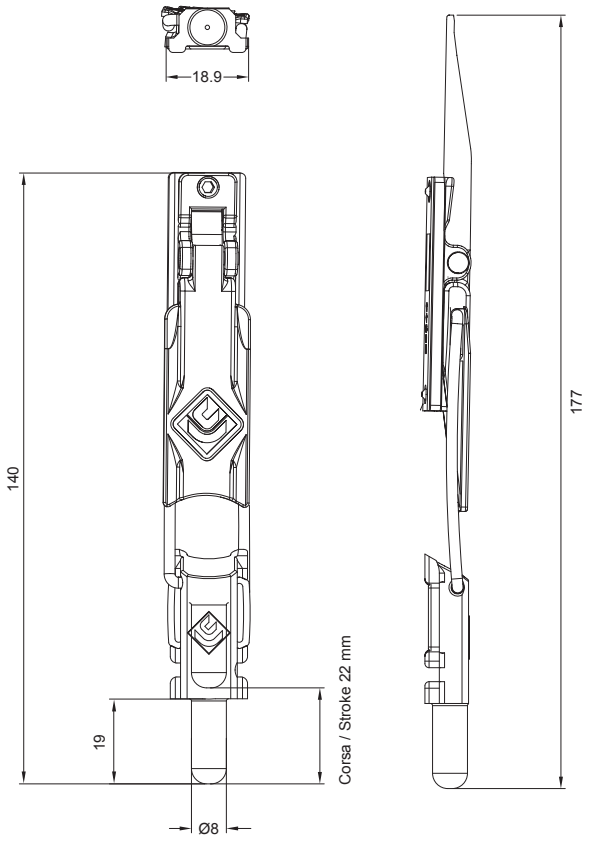

ART.	NODO | *SECTION*
4510.7	B04

1D

CATENACCIO A LEVA AD APPOGGIO

Catenaccio a leva | Lever bolt
Verrou a levier | Pasador de leva

Catenacci in zama; viti TSP CR 3.5X25 autoforanti.

Zamak latches; TSP CR 3.5X25 self-drilling screws.

Verrous en zamak vis TSP CR 3.5X25 autoforeuses.

Pasaderos de zamac tornillos TSP CR 3.5X25 autoperforantes.



ART.	3420.34			
Imballo | Package | Conditionnement | Embalaje	5 Cp			
Finiture disponibili | Available finishes Finitions disponibles | Acabados disponibles	1	2	3	4

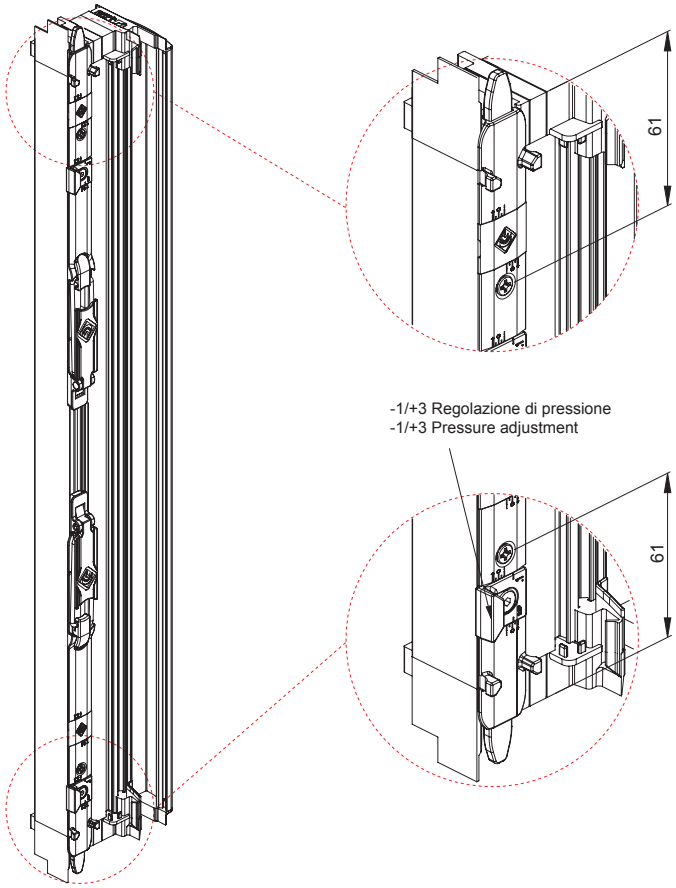

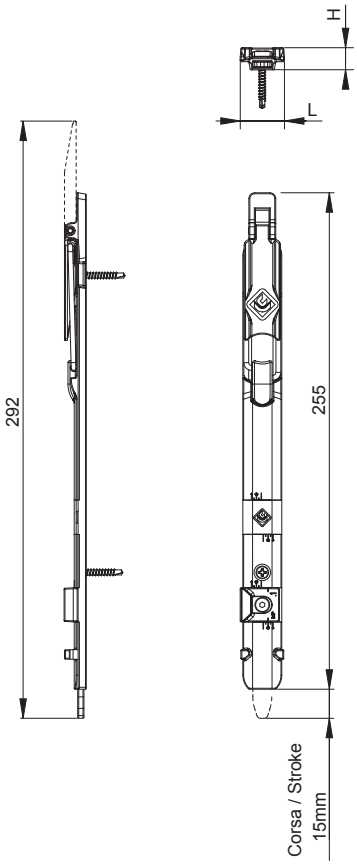

ART.	L	H	NODO | *SECTION*
3420.34	20	11,5	B01 - B02 - B03

Abbinabile a AR WEEN
Combinable with AR WEEN

CATENACCIO A LEVA AD APPOGGIO

Catenaccio a leva | Lever bolt
Verrou a levier | Pasador de leva



Catenacci in zama; viti TSP CR 3.5X25 autoforanti.

Zamak latches; TSP CR 3.5X25 self-drilling screws.

Verrous en zamak vis TSP CR 3.5X25 autoforeuses.

Pasaderos de zamac tornillos TSP CR 3.5X25 autoperforantes.

ART.	3520.34			
Imballo | Package | Conditionnement | Embalaje	5 Cp			
Finiture disponibili | Available finishes Finitions disponibles | Acabados disponibles	1	2	3	4

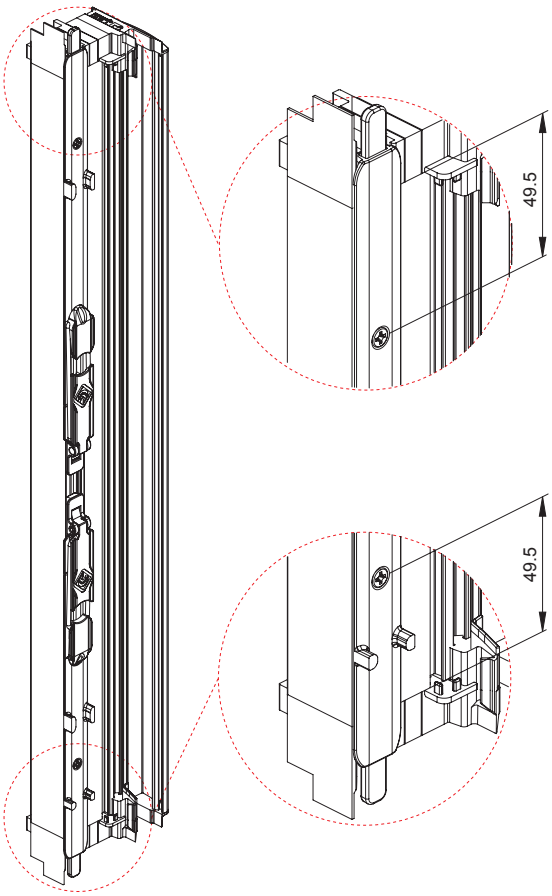

Superiore
Superior

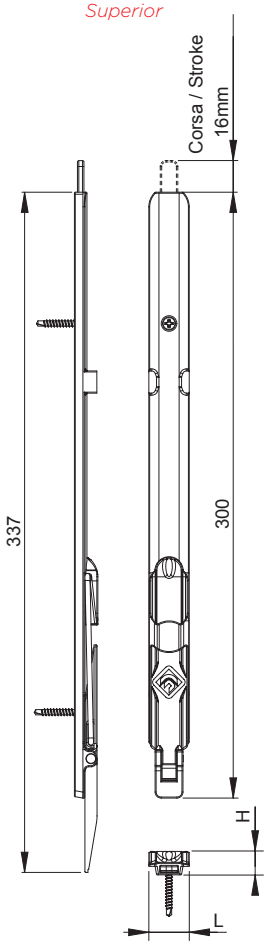

Inferiore
Lower

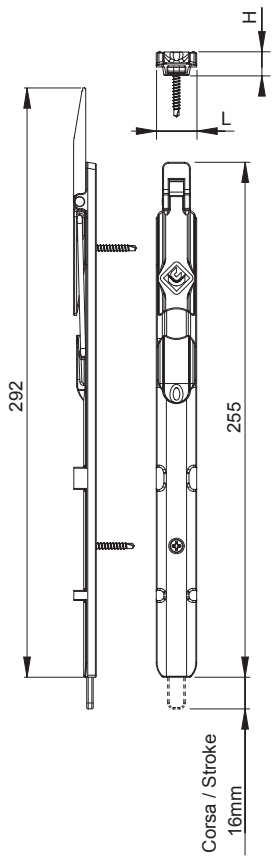

ART.	L	H	NODO | *SECTION*
3520.34	20	11,5	B01 - B02 - B03 - B07 - B08

Abbinabile a AR 2.0
Combinable with AR 2.0

TEX
CATENACCIO A LEVA PER PORTE

Catenaccio a leva per porte | Lever bolt for doors
Verrou a levier pour portes | Pasador de leva para puertas



Corpo in alluminio estruso; leva di manovra in zama cromata; supporto e blocchetto terminale in zama; perno di chiusura e viti autofilettanti in acciaio inox. Tappi copriviti in nylon.

Body in extruded aluminum; chromed zamak control lever; zamak support and end block; stainless steel locking pin and self-tapping screws. nylon screws cover.

Corps en aluminium extrudé; levier de manœuvre en zamak chromée; bloc embout de tringle et support en zamak; pion de fermeture et vis autotaraudeuses en acier inox. Couverture de vis en nylon.

Cuerpo de aluminio extruido; leva de maniobra de zamac cromado; bloque terminal y soporte de zamac, pernio de cierre y tornillos autorroscantes de acero inox. Cobertura de tornillos de nylon

ART.	4501 | 4502				4204			
Imballo | Package | Conditionnement | Embalaje	20 PZ				100 PZ			
Finiture disponibili | Available finishes Finitions disponibles | Acabados disponibles	1	2	3	4	1	2	3	4

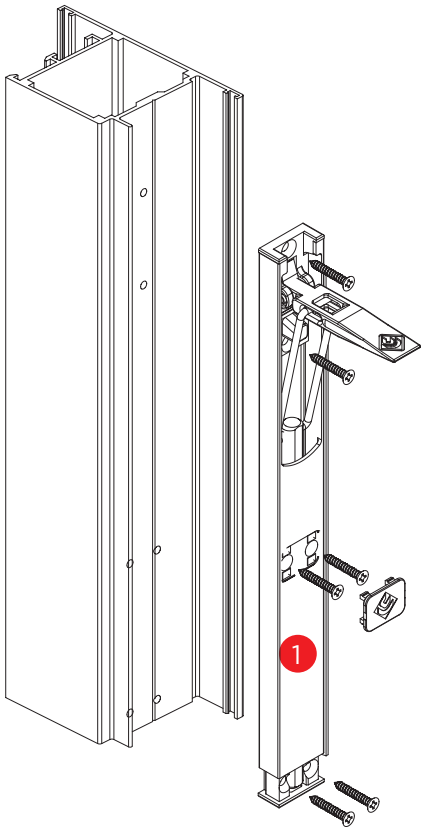

1 **450X**

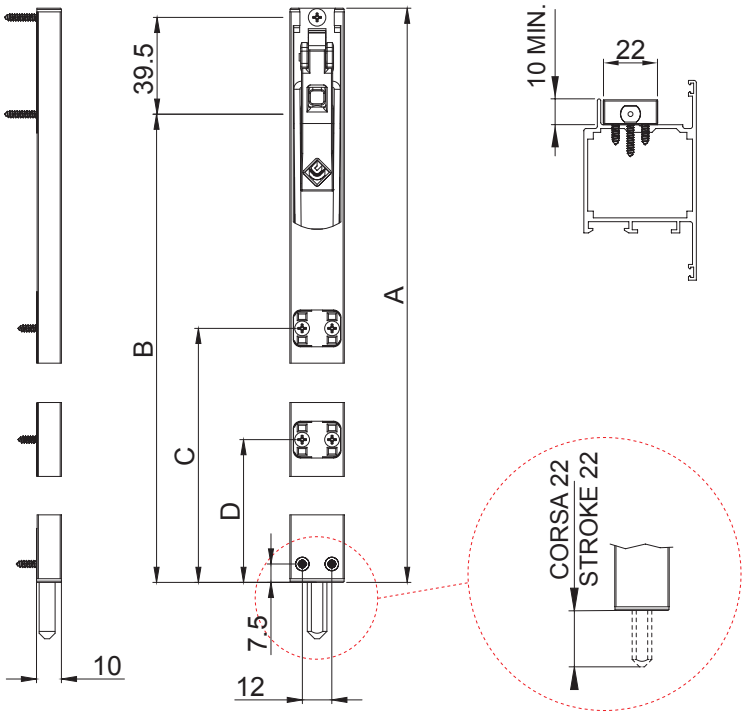

ART.	A	B	C	D	E
4501	220	177	89.5	---	89.5
4502	450	407	319.5	---	89.5

Art. 4204

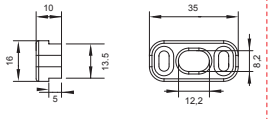

TEX 8
CATENACCIO A LEVA PER PORTE

Catenaccio a leva per porte | Lever bolt for doors
Verrou a levier pour portes | Pasador de leva para puertas



Corpo principale in zama o alluminio estruso; leva di manovra in zama cromata; blocchetto terminale in zama; perno di chiusura e viti autofilettanti in acciaio inox.

Main body in extruded zamak or aluminum; chromed zamak control lever; zamak end block; stainless steel locking pin and self-tapping screws.

Corps principal en zamak ou en aluminium extrudé; levier de manœuvre en zamak chromée; bloc embout de tringle en zamak; pion de fermeture et vis autotaraudeuses en acier inox.

Cuerpo principal de zamac o aluminio extruido; leva de maniobra de zamac cromado; bloque terminal de zamac pernio de cierre y tornillos autorroscantes de acero inox.

ART.	4501.50 | 4504.50				4501.8 | 4502.8 | 4503.8 | 4504.8				4204			
Imballo | Package | Conditionnement | Embalaje	20 PZ				10 PZ				100 PZ			
Finiture disponibili | Available finishes Finitions disponibles | Acabados disponibles	1	2	3	4	1	2	3	4	1	2	3	4

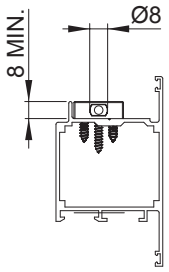

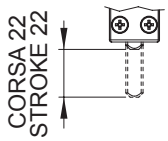

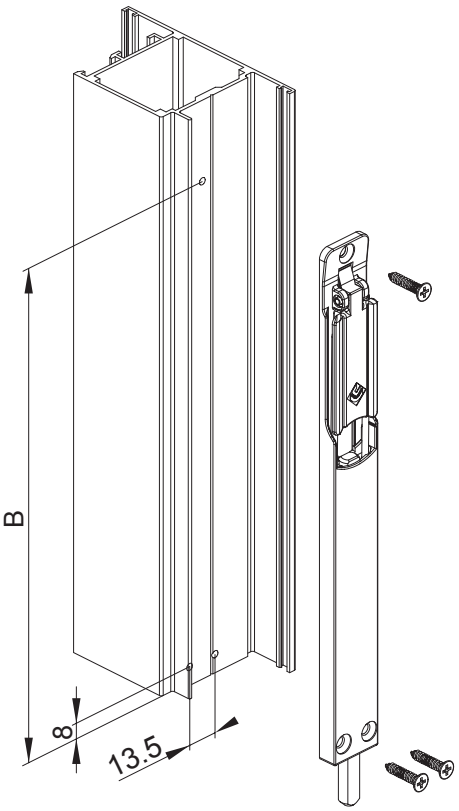

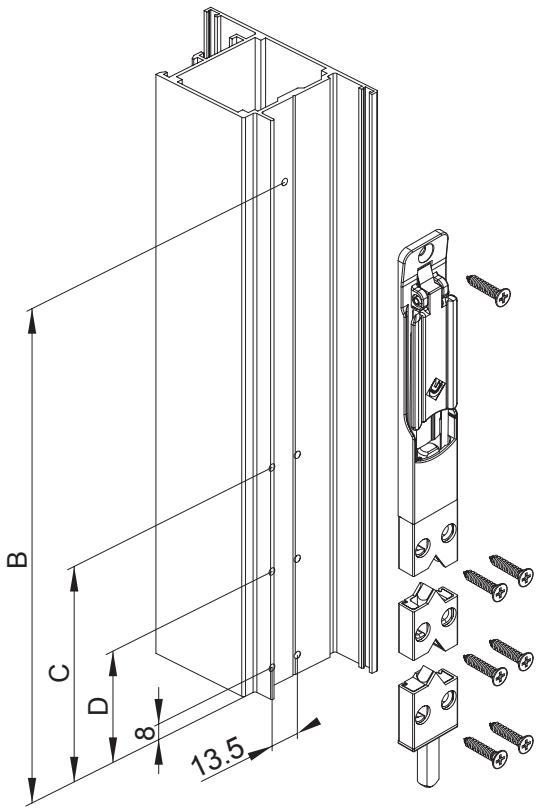

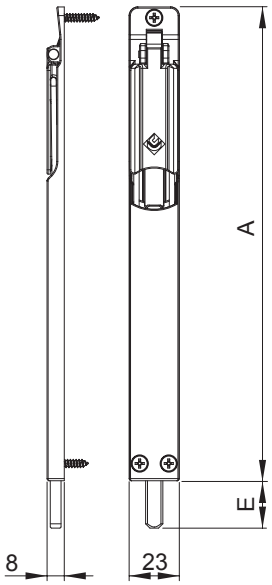

ART.	A	B	C	D	E
4504.8	140	135	-	-	22
4504.50	140	135	-	-	34
4501.8	220	215	-	-	22

ART.	A	B	C	D	E
4501.50	220	215	-	-	34
4502.8	450	445	318	166	22
4503.8	650	645	518	266	22

Art. 4204

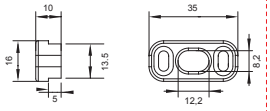

MAXI-TEX
PALETTO AD APPOGGIO ESTERNO

Paletto ad appoggio esterno | External support bolt
Verrou a appui exterieur | Pasador de apoyo externo



Corpo principale in alluminio estruso verniciato; impugnatura e riscontro asta in zama verniciata; riscontro serratura in zama zincata; spessori-tappi copriviteguida terminale in nylon; guida di scorrimento asta in resina acetalica Delrin, inserti filettati in alluminio, asta di chiusura e viti di fissaggio in acciaio inox.

Main body in painted extruded aluminum; painted zamak handle and matching end; zinc-coated zamak lock control; nylon thickness, screw covers and terminal plug; sliding end guide in Delrin acetalic resin, aluminum threaded inserts, stainless steel closing end and fastening screws.

Corps principal en aluminium extrudé laqué; poignée et gâche pour tringle en zamak laquée; gâche pour serrure en zamak zingué; cales - bouchons cache-vis – guide embout de tringle en nylon; glissière tringle en résine acétylique Delrin, parties intercalaires taraudées en aluminium, tringle de fermeture et vis de fixation en acier inox.

Cuerpo principal de aluminio extruido lacado; mango y cerradero pletina de zamac lacado; cerradero de zamac galvanizado; espesores tapones para guía terminal de nylon; guía de desplazamiento pletina de resina acetálica Delrin, inserciones roscadas de aluminio, pletina de cierre y tornillos de fijación de acero inox.

ART.	4550.1 | 4550.2				4551.1 | 4551.2				4552			
Imballo | Package | Conditionnement | Embalaje	10 PZ				5 PZ				20 PZ			
Finiture disponibili | Available finishes Finitions disponibles | Acabados disponibles	1	2	3	4	1	2	3	4	1	2	3	4

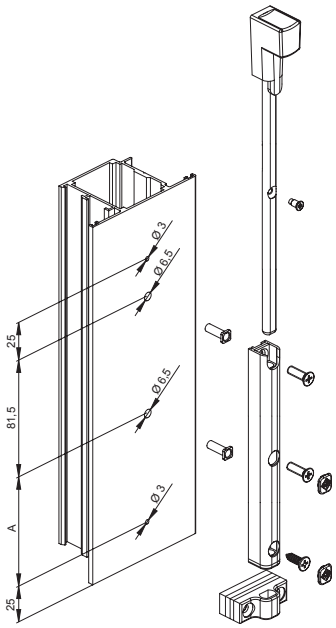

Art. 4050.X

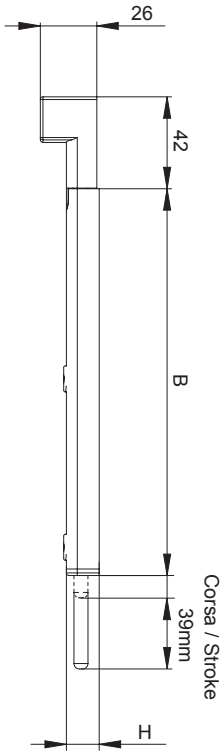

Art. 4051.X

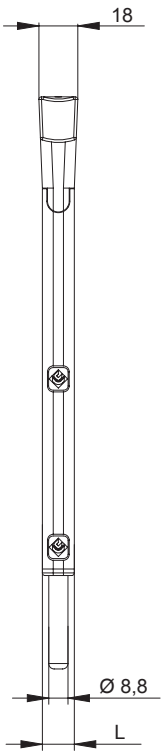



Art. 4552

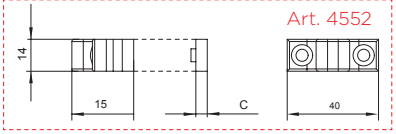

DESCRIZIONE *DESCRIPTION*	ART.	L	H	A	B	C
Paletto senza cilindro *Bolt without cylinder*	4550.1	14,7	15,1	77,5	178	3 / 4 / 5
Paletto senza cilindro *Bolt without cylinder*	4550.2	14,7	15,1	312,5	413	3 / 4 / 5
Paletto con cilindro *Bolt with cylinder*	4551.1	14,7	15,1	77,5	178	3 / 4 / 5
Paletto con cilindro *Bolt with cylinder*	4551.2	14,7	15,1	312,5	413	3 / 4 / 5

CATENACCIO A LEVA

Catenaccio a leva | Lever bolt
Verrou a levier | Pasador de leva

Corpo in zama; asta in acciaio zincato.

Zamak body; galvanized steel end.

Corps en zamak; tringle en acier zingué.

Cuerpo de zamac, pletina de acero galvanizado.



ART.	4113			
Imballo | Package | Conditionnement | Embalaje	10 Pz			
Finiture disponibili | Available finishes Finitions disponibles | Acabados disponibles	1	2	3	4

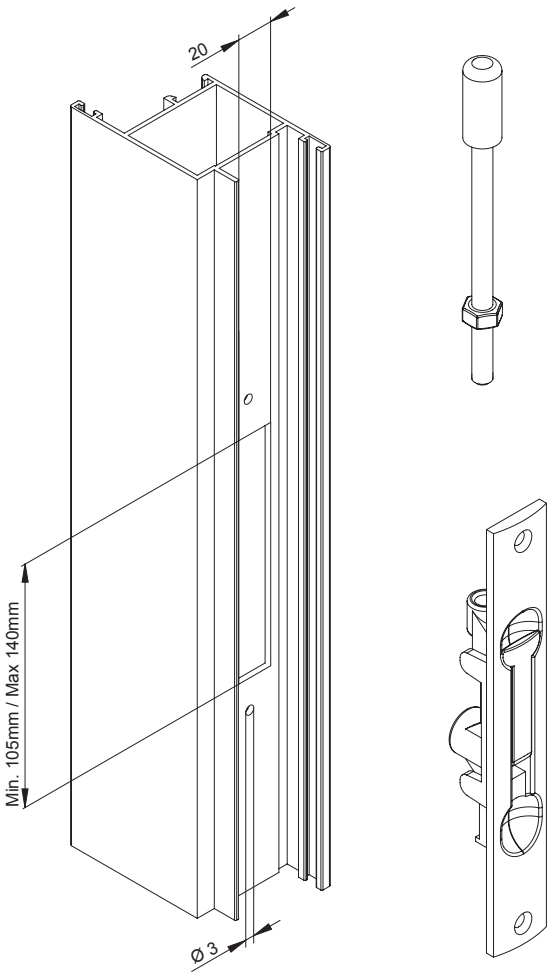

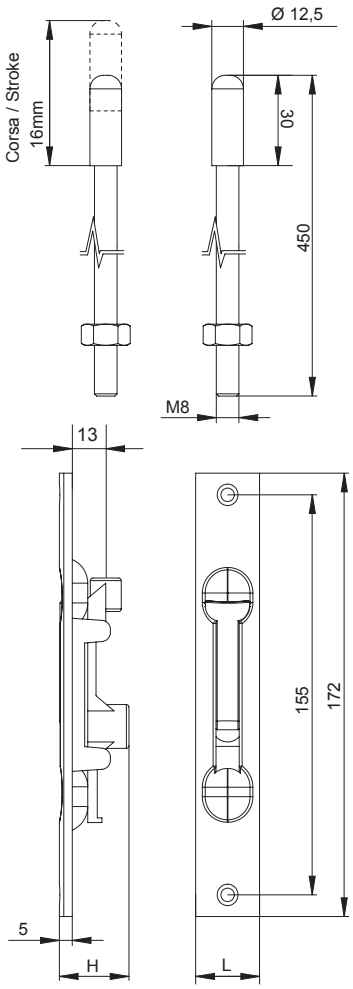

ART.	L	H
4113	24.8	27

INCONTRO REGOLABILE

1D 2,5

Incontro regolabile | Adjustable keeper
Gâche réglable | Cerradero regulable



Incontro in zama;
Grano M5x12
in acciaio inox.
Regolabile fino a
+1.5mm.

Zamak keeper;
set screw M5x12
in stainless steel.
Adjustable + 1,5 mm.

Gâche en zamac;
Goujon M5x12 en
acier inox. réglable
+1,5 mm.

Cerradero de zamak;
tornillo prisonero
M5x12 de acero
inoxidable. Regulable
+1,5 mm.

ART.	4208			
Imballo | Package | Conditionnement | Embalaje	100 Pz			
Finiture disponibili | Available finishes Finitions disponibles | Acabados disponibles	1	2	3	4

Art. 4208

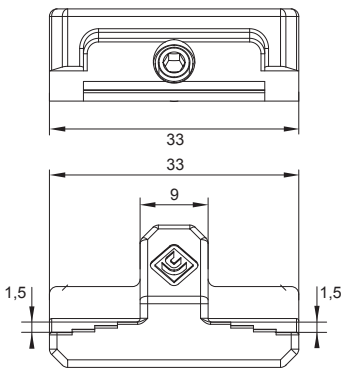

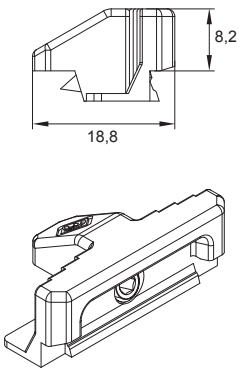

REGOLAZIONI | *ADJUSTEMENT*

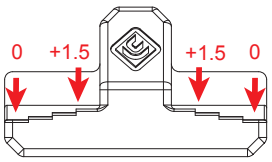

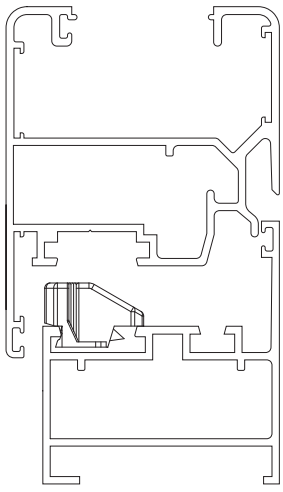

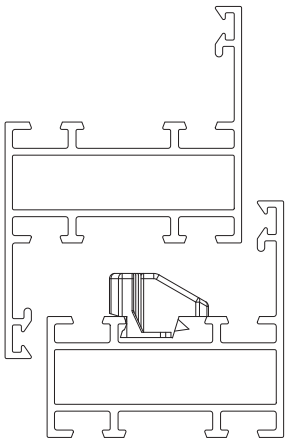

ART.	NODO | *SECTION*
4208	A01 - A03 - A05 - A08 - A20 - A21 - A22 - A23 - B01 - B03 - B04

INCONTRO DOPPIO

2,5

Incontro doppio | Double rod junction
Gache double | Encuentro pletina doble



Incontro in zama;
grani in acciaio inox.

Zamak junction ;
setscrew pin in
stainless steel.

Gâche en zamak;
grain en acier inox.

Encuentro en zama;
prisioneros en acero
inoxidable.

ART.	4206			
Imballo | Package | Conditionnement | Embalaje	100 Pz			
Finiture disponibili | Available finishes Finitions disponibles | Acabados disponibles	1	2	3	4

Art. 4206

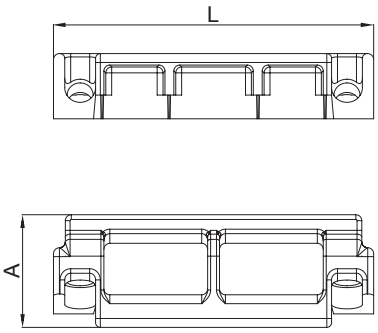

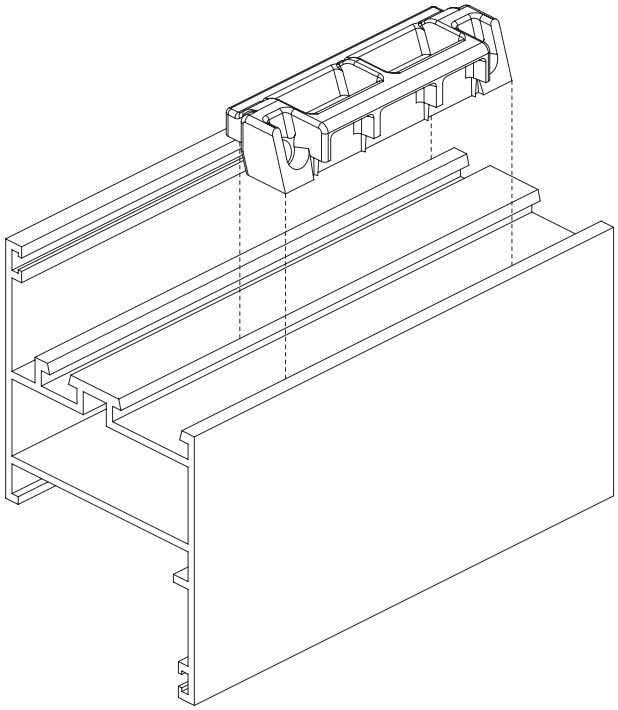

ART.	L	A	H	NODO *SECTION*
4206	54	19	7	A01 - A03 - A05 - A20 - A21 - A22 - B01 - BO2 - BO3

INCONTRO DOPPIO REGOLABILE

1D

Incontro doppio regolabile | Adjustable double rod junction
Gache double reglable | Encuentro pletina doble regulable



Incontro in zama; sostegno in nylon e rullino in ottone; vite M5 TSCCR e piastrina in acciaio inox.

Zamak junction ; nylon support and brass roll ; M5 TSCCR screw and plate in stainless steel.

Gâche en zamak; support en nylon et rouleau en laiton; vis M5 TSCCR et plaque en acier inox.

Encuentro en zama; soporte en nylon y rollo en latón; tornillo M5 TSCCR y placa en acero inoxidable.

ART.	TUTTI | ALL TOUT | TODOS			
Imballo | Package | Conditionnement | Embalaje	100 Pz			
Finiture disponibili | Available finishes Finitions disponibles | Acabados disponibles	1	2	3	4

Art. 4205.4

Art. 4205.3

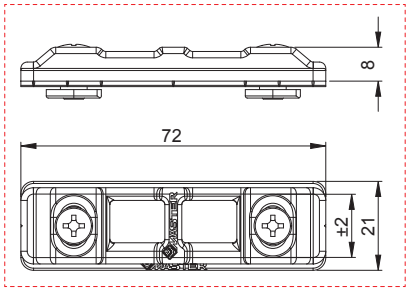

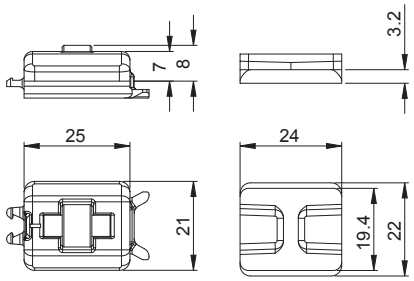

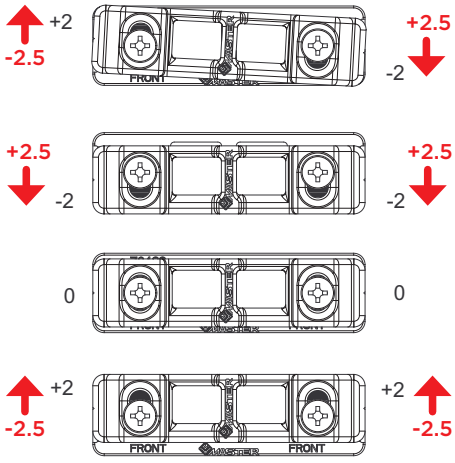

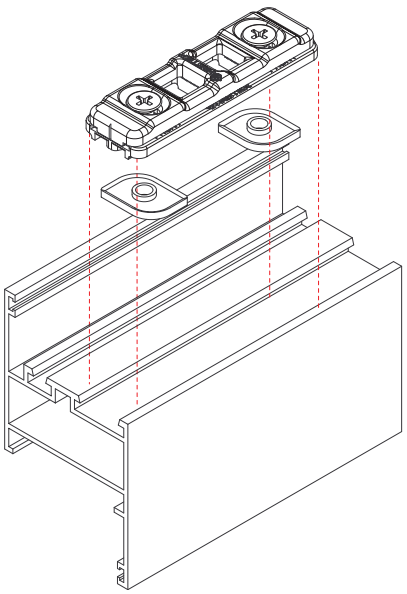

ART.	ART. CON RULLINO SOSTEGNO ANTA *ART. WITH A ROLLER SHUTTER SUPPORT*	NODO *SECTION*
4205.3	4205.4	B01 - B02 - B03

INCONTRO

Incontro | Keeper
Gache | Cerradero pletina

Corpo art. 4202 in zama; corpo art. 4211.2 – 4212.2 – 4214 in nylon; vite e piastrina in acciaio inox.

Art. 4202 body in zamak; art. 4211.2 – 4212.2 – 4214 body in nylon; stainless steel screw and plate.

Corps art. 4202 en zamak; corps art. 4211.2 – 4212.2 – 4214 en nylon; vis et plaque en acier inox.

Cuerpo art. 4202 de zamac; cuerpo art. 4211.2 – 4212.2 – 4214 de nylon; tornillo y placa de acero inox.



ART.	4202.1 | 4211.2 4212.2 | 4214			
Imballo | Package | Conditionnement | Embalaje	100 PZ			
Finiture disponibili | Available finishes Finitions disponibles | Acabados disponibles	1	2	3	4

INCONTRO SINGOLO | *KEEPER*
Art. 4202.1 | 4211.2 | 4212.2

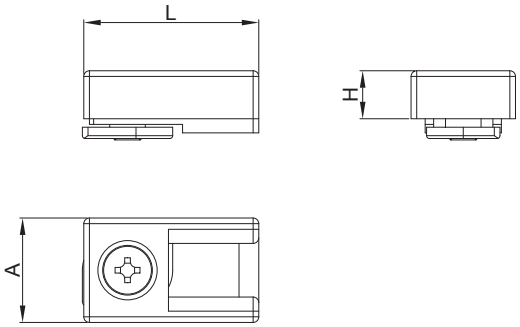

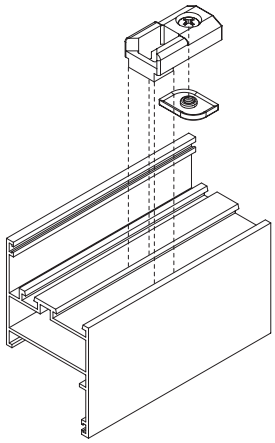

INCONTRO DOPPIO | *DOUBLE KEEPER*
Art. 4214

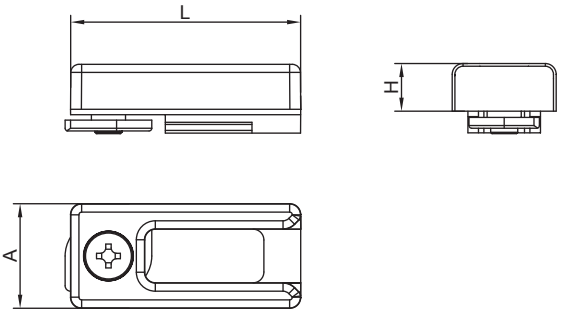

ART.	A	L	H	NODO *SECTION*	MATERIALE *MATERIAL*
4202.1	19,6	31	8	A01 - A05 - A20 - A21 - A22 - B01 B02 - B03	Zama | Zamak
4211.2	19,6	31	8.6	B08 - B10 - B11	Nylon
4212.2	19,6	31	8.6	A01 - A05 - A20 - A21 - A22 - B01 B02 - B03	
4214	19,3	42.5	8.6	A01 - A05 - A20 - A21 - A22 - B01 B02 - B03	

INCONTRO SINGOLO

Incontro singolo | One-rod junction
Gache simple | Cerradero pletina individual



Corpo in nylon; vite M5 TSC CR e piastrina a a camma in acciaio inox.

Nylon body; stainless steel M5 TSC CR screw and cam plate.

Corps en nylon; vis M5 TSC CR et plaque à came en acier inox.

Cuerpo de nylon; tornillo M5 TSC CR y placa de acero inox.

ART.	4216.5 | 4216.6			
Imballo | Package | Conditionnement | Embalaje	100 PZ			
Finiture disponibili | Available finishes Finitions disponibles | Acabados disponibles	1	2	3	4

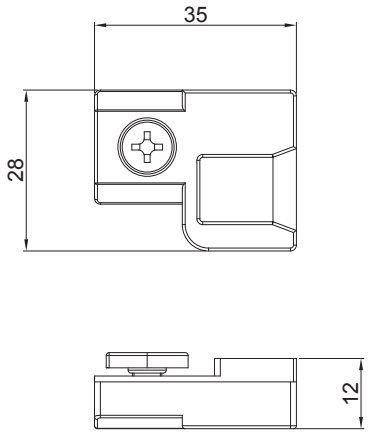

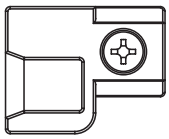

Art. 4216.5

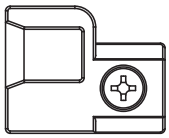

Art. 4216.6

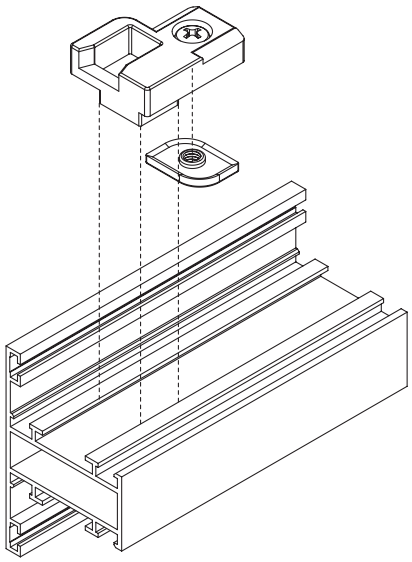

ART.	NODO *SECTION*
4216.5	A11 - A12 - B08
4216.6	A11 - A12 - B08

INCONTRO DOPPIO

Incontro doppio | Double-rod junction
Gache double | Cerradero doble



Corpo in nylon; rullino e grano M6 in acciaio zincato.

Nylon body; galvanized steel roller and M6 setscrew.

Corps en nylon; rouleau et grain M6 en acier zingué.

Cuerpo de nylon; cilindro y prisionero M6 de acero galvanizado.

ART.	4215			
Imballo | Package | Conditionnement | Embalaje	50 Pz			
Finiture disponibili | Available finishes Finitions disponibles | Acabados disponibles	1	2	3	4

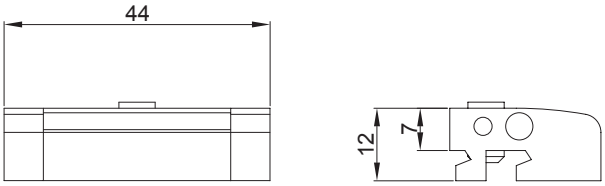

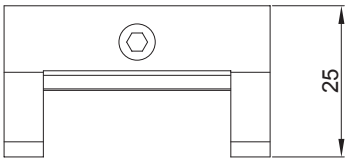

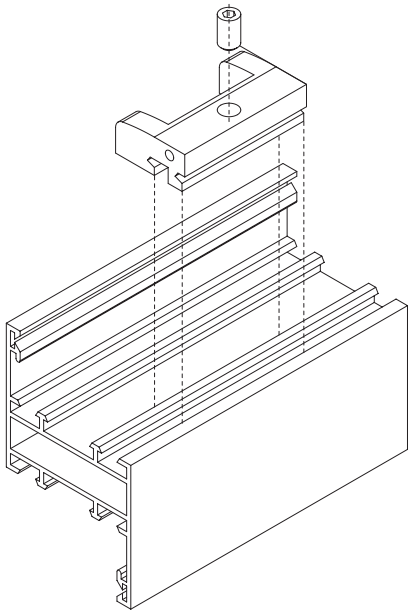

ART.	NODO *SECTION*
4215	A08 - A09 - A23 - B04 - B05

INCONTRO DOPPIO

Incontro asta doppio | Double-rod junction
Gache double | Cerradero doble



Incontro in nylon; grani M5 in acciaio zincato.

Nylon junction; galvanized steel M5 setscrews.

Gâche en nylon; grains M5 en acier zingué.

Cerradero de nylon; prisioneros M5 de acero galvanizado.

ART.	4217 | 4218			
Imballo | Package | Conditionnement | Embalaje	50 PZ			
Finiture disponibili | Available finishes Finitions disponibles | Acabados disponibles	1	2	3	4

Art. 4217

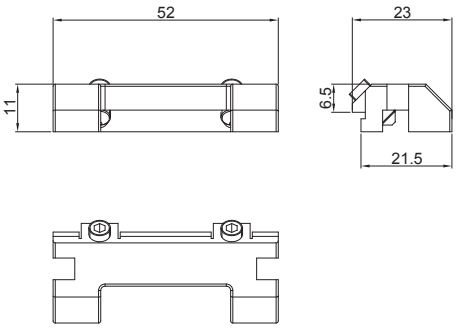

Art. 4218

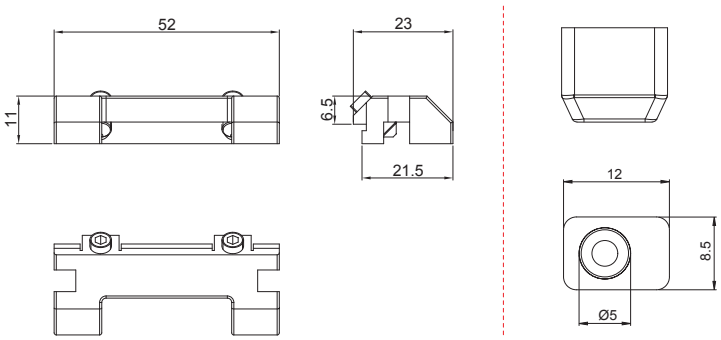

Art. 4217 + Tappo terminale regolabile *Adjustable latch and plug*

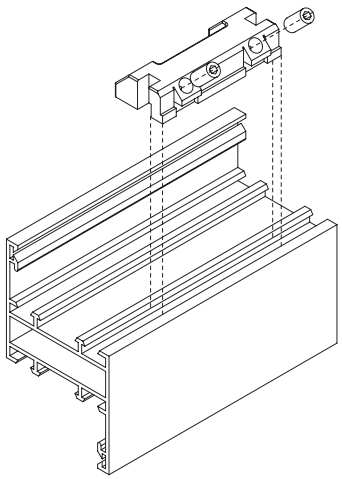

ART.	NODO *SECTION*
4217	A08 - A09 - A23 - B04 - B05
4218	A10 - B07

INCONTRO DOPPIO

Incontro doppio | Double-rod junction
Gache double | Cerradero doble



Incontro zama zincata; grani M5 in acciaio inox.

Galvanized zamak junction; M5 stainless steel setscrews.

Gâche en zamak zingué; grains M5 en acier inox.

Encuentro en zamac galvanizado; prisioneros M5 en acero inox.

ART.	4223				4224 | 4224A				4224A.1			
Imballo | Package | Conditionnement | Embalaje	50 Pz				100 Pz				100 Kit			
Finiture disponibili | Available finishes Finitions disponibles | Acabados disponibles	1	2	3	4	1	2	3	4	1	2	3	4

Art. 4223

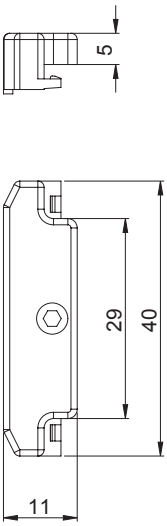

Art. 4224

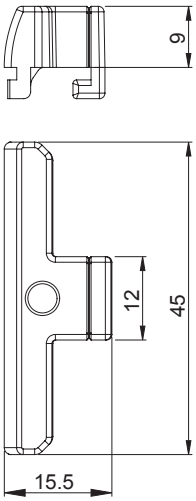

Art. 4224A. 1

Art. 4224A

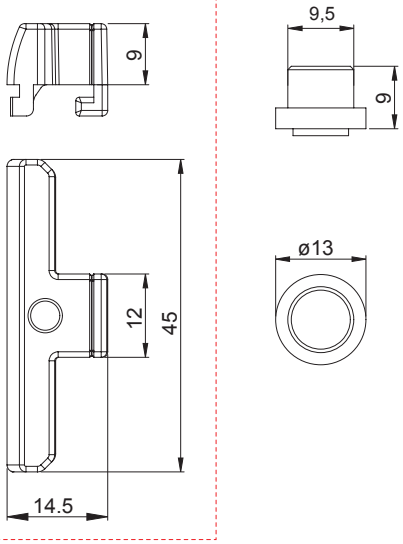

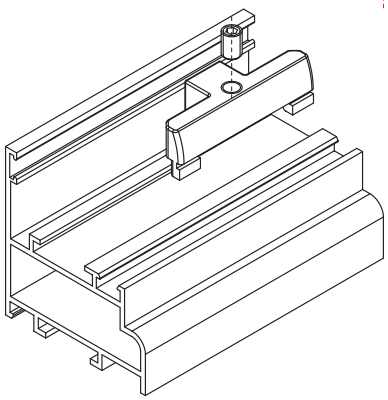

ART.	NODO *SECTION*
4223	A13 - B09
4224	A16 - A17 - B11
4224A	A11 - A12 - B08 - B10
4224A.1	A11 - A12 - A08 - A23 - B08 - B10 - B04

INCONTRO 3° CHIUSURA

Incontro 3° chiusura | Third lock junction
Gache troisieme fermeture | Cerradero 3º cierre

Incontro in zama zincata; grano M5 in acciaio zincato.

unction in zinc-coated zamak; galvanized steel M5 setscrew.

Gâche en zamak zinguée; grain M5 en acier zingué.

Cerradero de zamac galvanizado; prisionero M5 de acero galvanizado.



ART.	4253			
Imballo | Package | Conditionnement | Embalaje	100 PZ			
Finiture disponibili | Available finishes Finitions disponibles | Acabados disponibles	1	2	3	4

Art. 4253

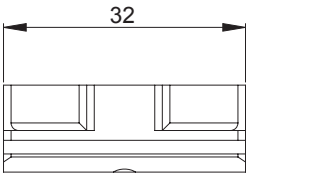

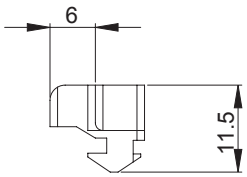

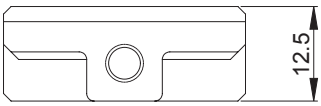

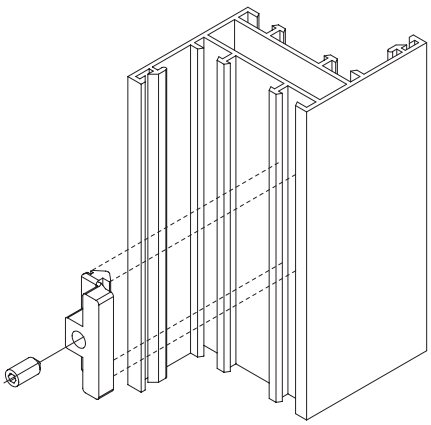

ART.	NODO *SECTION*
4253	A08 - A09 - A23 - B04 - B05

INCONTRO A POZZETTO

Incontro a pozzetto | Pocket junction
Gache a puits | Cerradero suelo

Incontro e rondella in ottone; molla in acciaio temprato.

Brass junction and washer; tempered steel spring.

Gâche et rondelle en laiton ; ressort en acier trempé.

Cerradero y arandela de latón; muelle de acero templado.



ART.	TUTTI | ALL TOUS | TODOS			
Imballo | Package | Conditionnement | Embalaje	50 PZ			
Finiture disponibili | Available finishes Finitions disponibles | Acabados disponibles	1	2	3	4

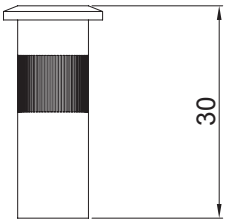

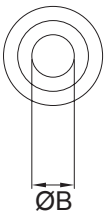

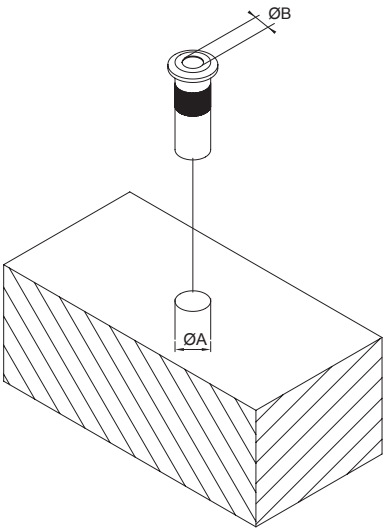

ART.	A	B
4233	9,8	6
4234	11,7	8
4235	13,5	9
4236	13,7	10
4237	16	12
4239	16	13
4238	18	14

NOTE / NOTES

ACCESSORI VARI
VARIOUS ACCESSORIES
ACCESSOIRES DIVERS
VARIOS ACCESORIOS

CAPPETTA DI DRENAGGIO

Cappetta di drenaggio | Drainage cap | Busette | Tapa de drenaje



Corpo e sportellino in nylon, cover in zama.

2147.10-2147.11-2147.12 realizzati in nylon

Body and flap in nylon, Cover in zamak.
217.10-2147.11-2147.12 made in nylon

En nylon et zamak.

217.10-2147.11-2147.12 fabriqué en nylon

Fabricado en nailon y zamak.

217.10-2147.11-2147.12 fabricado en nailon

ART.	2147 | 2147.1				2147.10 | 2147.11 | 2147.12			
Imballo | Package | Conditionnement | Embalaje	50 Pz				100 Pz			
Finiture disponibili | Available finishes Finitions disponibles | Acabados disponibles	1	2	3	4	1	2	3	4

Art.2147

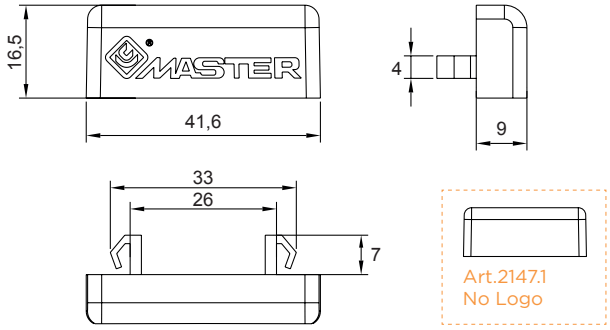

Art.2147.10

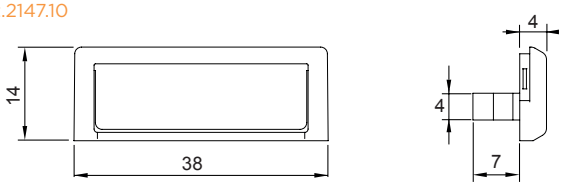

Art.2147.11

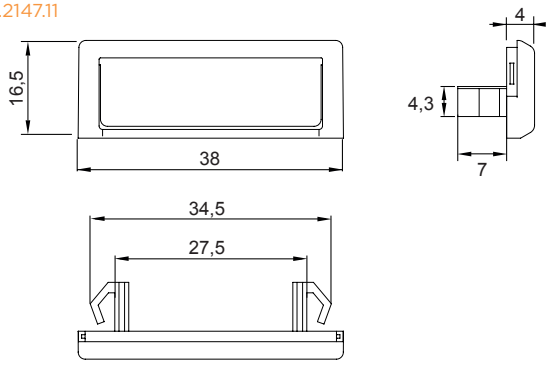

Art.2147.12

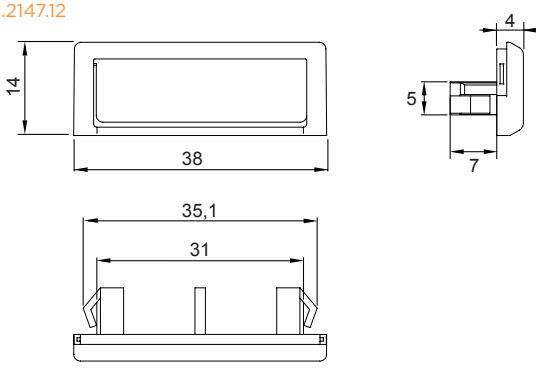

INDICAZIONI DI MONTAGGIO | MOUNTING PHASE art. 2147 | .1



LAVORAZIONI | MACHINING

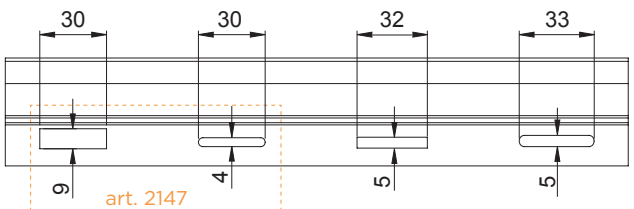

CAPPETTA DI DRENAGGIO

Cappetta di drenaggio | Drainage cap | Busette | Tapa de drenaje

Nylon

Made on nylon

Réalisé en nylon

Fabricado en nylon



ART.	2141 | 2142 | 2142B | 2145 | 2145.1				2143 | 2144			
Imballo | Package | Conditionnement | Embalaje	100 Pz				200 Pz			
Finiture disponibili | Available finishes Finitions disponibles | Acabados disponibles	1	2	3	4	1	2	3	4

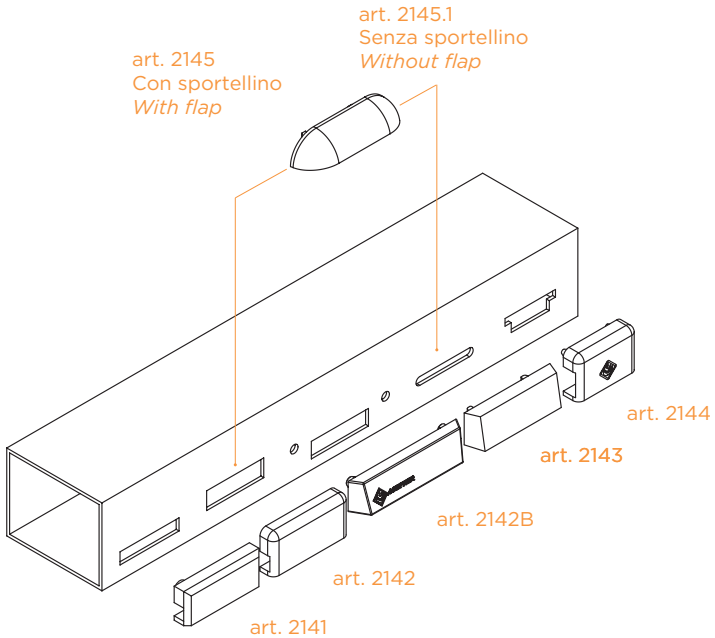

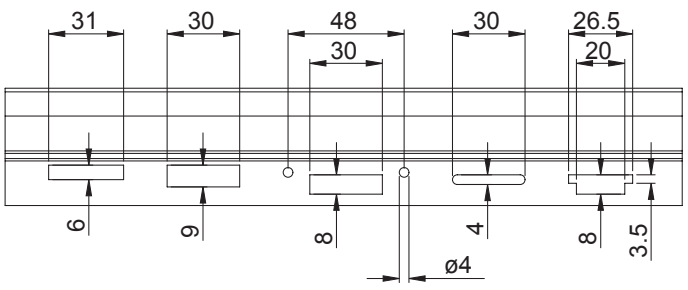

art. 2141 | art. 2142 art. 2145 art. 2145.1 | art. 2142B | art. 2143 art. 2145 art. 2145.1 | art. 2144

TAPPI VARI

Tappi vari | Various plugs
Bouchons differents | Tapones varios



Tappi di chiusura per profili strutturali e corrimano di varie forme e dimensioni. Realizzati in nylon.

End caps for structural profiles and handrails of various shapes and dimensions. Made of nylon.

Bouchons de fermeture pour profilés structuraux et main courante de formes et de dimensions différentes. Réalisés en nylon.

Tapones de cierre para perfiles estructurales y pasamano de varias formas y dimensiones. Fabricados en nylon.

ART.	2313 | 2335 | 2386				2315 | 2331 | 2336 | 2343 | 2348 | 2351 | 2356 | 2343				2319 | 2377 2357				2365			
Imballo | Package | Conditionnement | Embalaje	100 PZ				200 PZ				300 PZ				400 PZ			
Finiture disponibili | Available finishes Finitions disponibles | Acabados disponibles	1	2	3	4	1	2	3	4	1	2	3	4	1	2	3	4

art. 231X

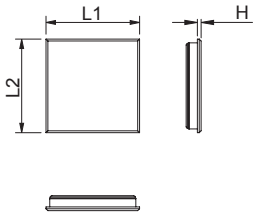

art. 233X - 234X - 235X - 236X

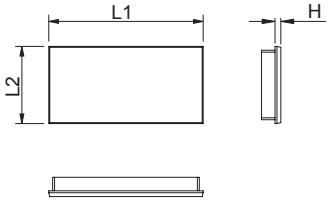

art. 2377

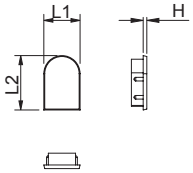

TIPI *TYPES*	L1 x L2	H	ART.	SERIE *SERIES*
Quadrati *Square*	50x50	2,5	2313	---
	40x40	2,9	2315	---
Rettangolari *Rectangular*	100x20	2,5	2331	---
	80x20	3	2335	---
	60x20	3	2343	---
	50x20	2,5	2348	---
	40x20	2,9	2351	---
	30x20	3	2356	---
	30x15	3	2357	---
	25x15	2,5	2361	---
	20x10	2,3	2365	---
Semitondo *Semicircular*	20x30	2	2377	---

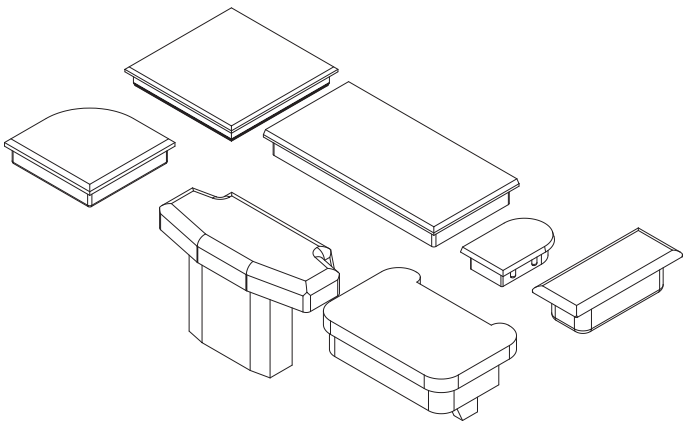

TAPPO PER PROFILO DI RIPORTO

Tappo per profilo di riporto | Plug for facing profile
Bouchon pour profile rapporte | Tapón para perfil inversor



Tappo per la chiusura superiore e inferiore del profilo di riporto utilizzato come battuta centrale nelle finestre a due ante. Realizzato in nylon o in gomma.

Plug for closing the upper and lower ends of facing profiles used as a central bar in two-shutter windows. Made of nylon or rubber.

Bouchon pour la fermeture supérieure et inférieure du profilé rapporté utilisé comme battue centrale dans les fenêtres à deux vantaux. Réalisé en nylon ou en caoutchouc.

Tapón para el cierre superior e inferior del perfil inversor utilizado como tope central en ventanas de dos hojas. Fabricado en nylon o en goma.

ART.	2092 2103 | 2104 | 2106 | 2106A | 2107 | 2110 2116 | 2120A				2109 | 2112 | 2113.3S 2113A.3 | 2117 2117A | 2119 | 2124 2125 | 2127			
Imballo | Package | Conditionnement | Embalaje	25 Cp				50 Cp			
Finiture disponibili | Available finishes Finitions disponibles | Acabados disponibles	1	2	3	4	1	2	3	4

ESTRUSORE *EXTRUDER*	SERIE *SERIES*	ART.
ALCAN	Abithal Point giunto aperto (prof. 21402)	2109
ALL.CO	All.co P4 sorm. (prof. VZ 0635 - VZ 0749)	2127
EKU Sistemi (Gruppo Profilati)	Eku 45	2092
	Eku 53 apertura esterna	2104
	Sistema 1 sorm.	2119
HYDRO	Domal 40	2117
	Domal 40 arrotondato	2117A
	Domal Stopper arrotondato	2120A
INDINVEST	Gold 400 apertura interna	2107
METRA	NC 45 int. (prof. NC3914) esterno	2125
	NC 45 int. (prof. NC3914 - NC 3918 arrot.) interno	2124
	Nuovo NC 40 sorm. (prof. 3578)	2113.3S

ESTRUSORE *EXTRUDER*	SERIE *SERIES*	ART.
PASSERINI	Ekip 40 sormonto	2112
PONZIO	Newtec 50	2103
	Newtec 52 TT	2103
	Newtec 60 TT	2103
	Newtec 68 TT	2103
SAPA	Erre 40	2110
	Erre 40 Revamping	2106
	Erre 40 Revamping	2106A
	Erre 50	2116
TOMA	Atlantis 40 (doppia battuta)	2113A.3

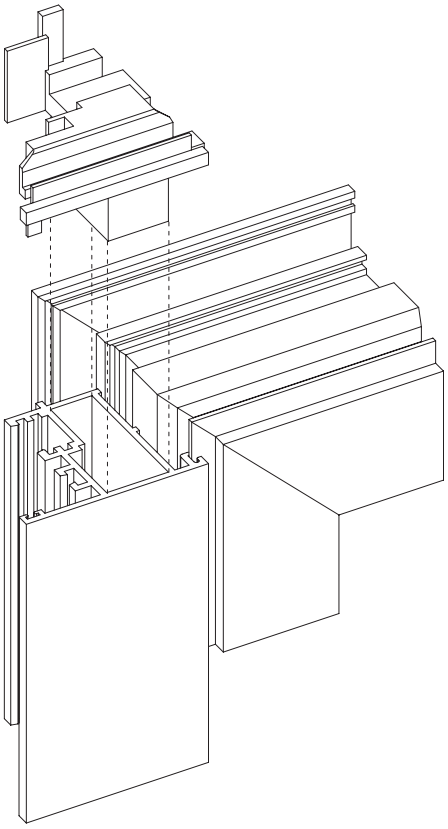

1D 6

REGISTRO TELAIO

Registro telaio | Frame adjusting screw
Verin de pose | Registro marco

Si applica a scatto su tutti i tipi di profili a camera chiusa. Corpo e vite in nylon.

Snaps into all types of closed-room profiles. Body and screw in nylon.

Snaps into all types of closed-room profiles. Body and screw in nylon.

Se aplica a presión en todos los tipos de perfiles de cámara cerrada. Cuerpo y tornillo de nylon.



ART.	2133			
Imballo | Package | Conditionnement | Embalaje	200 PZ			
Finiture disponibili | Available finishes Finitions disponibles | Acabados disponibles	1	2	3	4

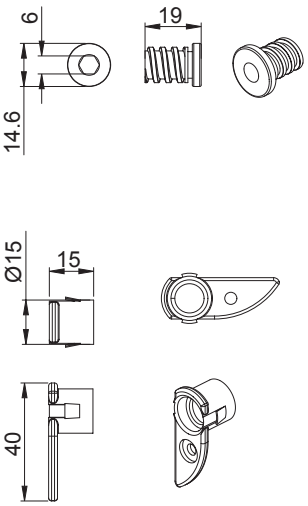

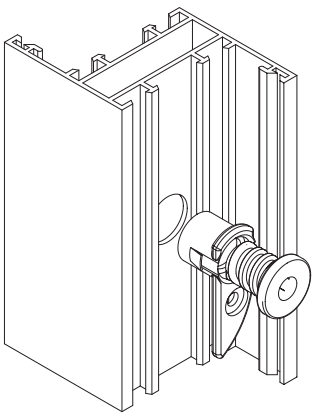

LAVORAZIONI | *MACHINING*

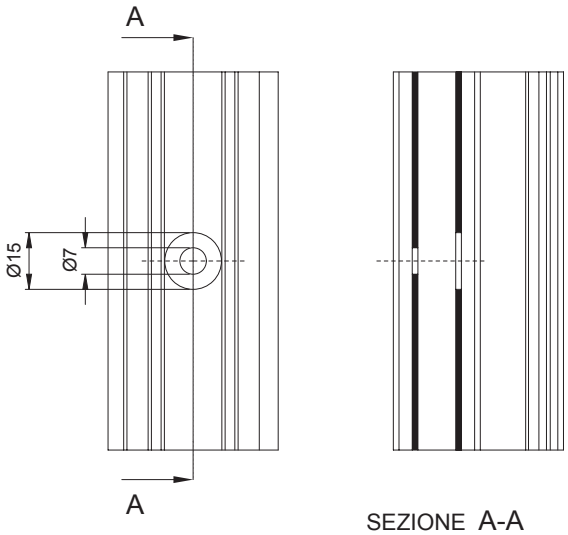

1D 6

REGISTRO VETRO

Registro vetro | Glass adjusting screw
Verin de pose pour verre | Registro vidrio

Registro per il tassellamento del vetro da utilizzare nei profili con vetro ad infilare. Corpo e vite in nylon.

Adjusting screw for pieces of glass to use in profiles with glass inserts. Body and screw in nylon.

Vérin pour le réglage du verre sur les profilés avec verre à enfiler. Corps et vis en nylon.

Registro para fijación del vidrio para utilizar en los perfiles con vidrio a ensartar. Cuerpo y tornillo de nylon.



ART.	2134			
Imballo | Package | Conditionnement | Embalaje	200 PZ			
Finiture disponibili | Available finishes Finitions disponibles | Acabados disponibles	1	2	3	4

LAVORAZIONI | *MACHINING*

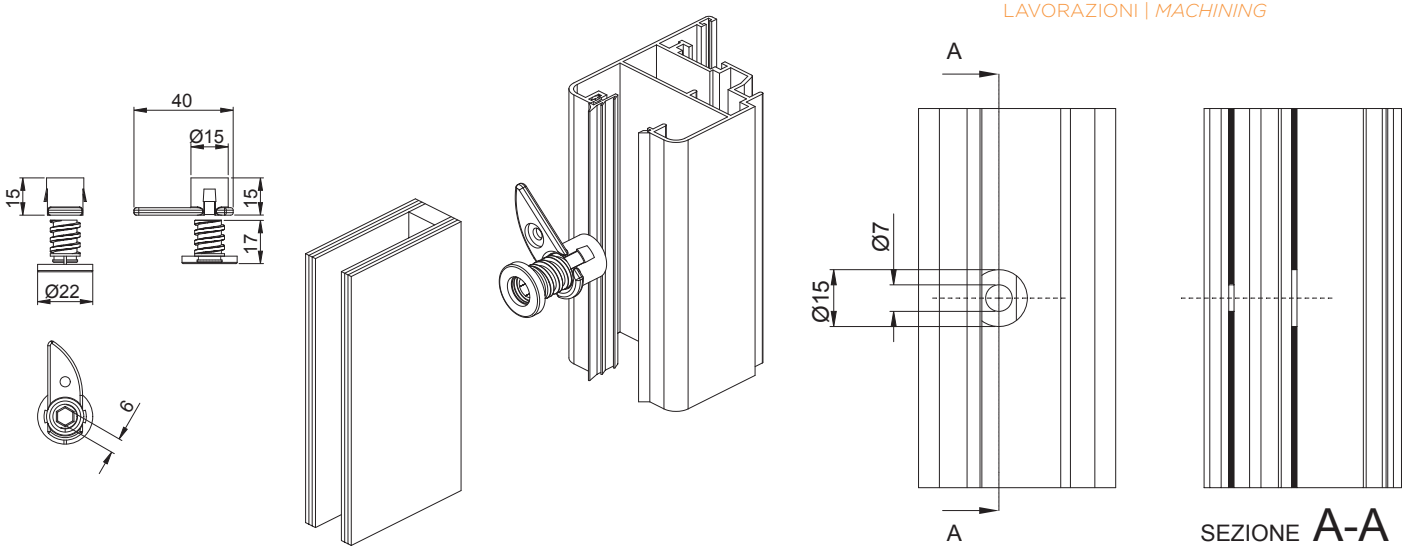

ROXI

PIASTRINA PER REGISTRO TELAIO

1D

Piastrina per registro telaio | Frame adjusting plate
Plaque pour verin de pose | Placa para registro marco



Piastrina in zama da abbinare ai grani registro telaio in alluminio estruso.

Plate in zamak to combine with frame adjusting setscrews, in extruded aluminum.

Plaque en zamak à associer aux grains vérin de pose en aluminium extrudé.

Placa de zamac para combinar con los prisioneros del registro marco de aluminio extruido.

ART.	2415 | 242X			
Imballo | Package | Conditionnement | Embalaje	100 PZ			
Finiture disponibili | Available finishes Finitions disponibles | Acabados disponibles	1	2	3	4

1 Art. 242X

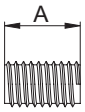

ART.	A
2421	15
2421.2	12
2422	20
2423	30
2424	45
2425	60
2426	17
2428	25

2 Art. 2415

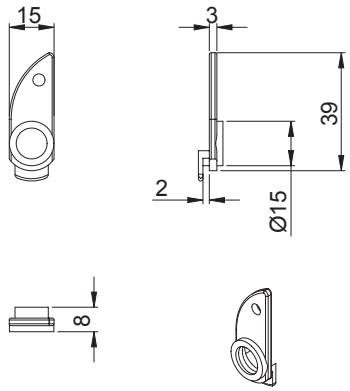

1 + 2 APPLICAZIONE | *APPLICATION*

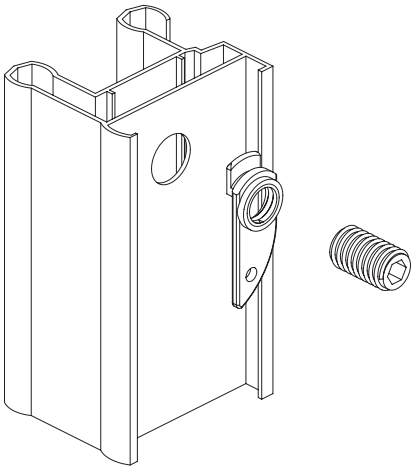

LAVORAZIONI | *MACHINING*

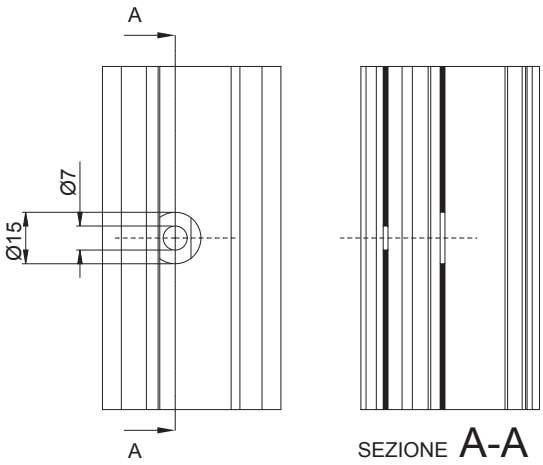

SEZIONE A-A

1D

PIASTRINA PER REGISTRO TELAIO

Piastrina per registro telaio | Frame adjusting plate
Plaque pour verin de pose | Placa para registro marco

Piastrina in zama da abbinare ai grani, registro telaio in alluminio estruso.

Plate in zamak to combine with frame adjusting setscrews in extruded aluminum.

Plaque en zamak à associer aux grains vérin de pose en aluminium extrudé.

Placa de zamac para combinar con los prisioneros del registro marco de aluminio extruido.



ART.	2411 | 2412 | 242X			
Imballo | Package | Conditionnement | Embalaje	100 PZ			
Finiture disponibili | Available finishes Finitions disponibles | Acabados disponibles	1	2	3	4

1 Art. 242X



ART.	A
2421	15
2422	20
2423	30
2424	45
2424.1	40
2425	60
2426	17
2428	25

2 Art. 2411

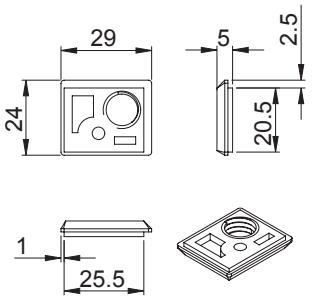

APPLICAZIONE | *APPLICATION*

1 + 2 1 + 3

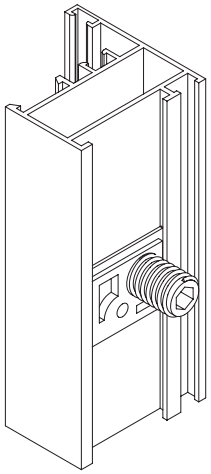

3 Art. 2412

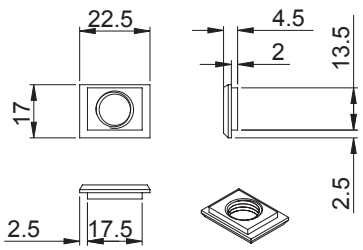

LAVORAZIONI | *MACHINING*

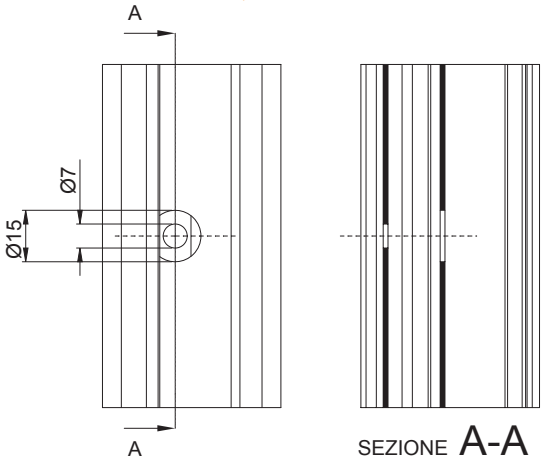

SUPPORTO A PINZA PER VETRO

Supporto a pinza per vetro | Glass support clip
Support a pince pour verre | Pinza para junquillo



Supporto in alluminio estruso; tassello in nylon; viti M5 TS CR in acciaio zincato; vite 3,9X19 TCCR autofilettante in acciaio inox; guarnizioni in dutral.

Support in extruded aluminum; nylon block;M5 TS CR screws instainless steel; 3,9X19 TCCR self-tapping screw in stainless steel; Dutral gaskets.

Support en aluminium extrudé; tasseau en nylon; vis M5 TS CR en acier zingué; vis 3,9X19 TCCR autotaraudeuse en acier inox; jonctions en dutral.

Soporte de aluminio extruido; junquillo de nylon; tornillos M5 TS CR de acero galvanizado; tornillo 3,9X19 TCCR autorroscante de acero inox; uniones de dutral.

ART.	2201			
Imballo | Package | Conditionnement | Embalaje	50 PZ			
Finiture disponibili | Available finishes Finitions disponibles | Acabados disponibles	1	2	3	4

Art. 2201

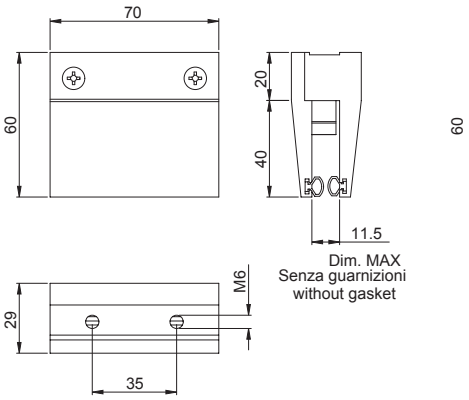

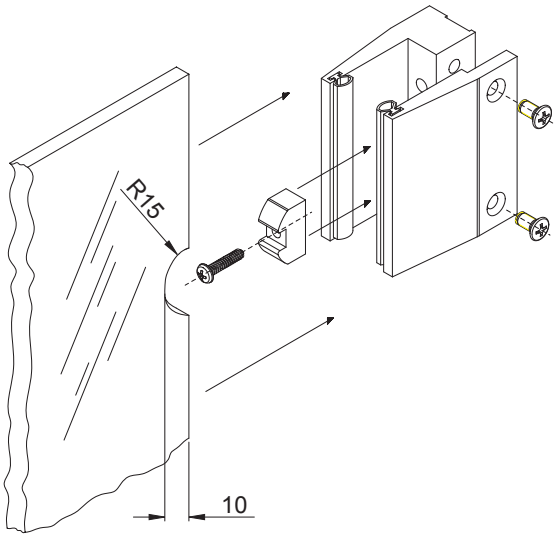

DESCRIZIONE *DESCRIPTION*	ART.
Balconi Balcony	2201

ANGOLO PER FERMAVETRO ARROTONDATO

Angolo per fermavetro arrotondato | Rounded angle for glazing bead
Angle pour parclose arrondi | Ángulo para junquillo redondeado



Realizzato in alluminio pressofuso, zama o nylon.

Made of die-cast aluminum, zamak or nylon.

Réalisée en aluminium moulé sous pression, zamak ou nylon.

Fabricado en aluminio fundido a presión, en zamac o nylon.

ART.	2220.1				2224 | 2230 | 2249				2246				2226 | 2216 | 2236 | 2220			
Imballo | Package | Conditionnement | Embalaje	100 Pz				140 Pz				160 Pz				200 Pz			
Finiture disponibili | Available finishes Finitions disponibles | Acabados disponibles	1	2	3	4	1	2	3	4	1	2	3	4	1	2	3	4

Art. 2216

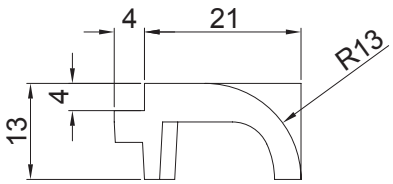

Art. 2220 | .1

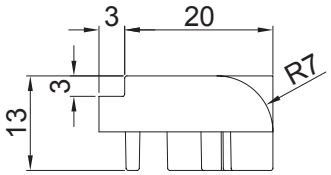

Art. 2224

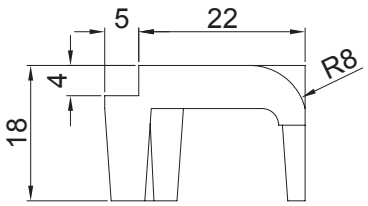

Art. 2226

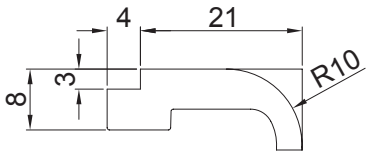

Art. 2230

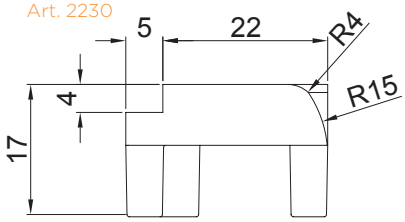

Art. 2236

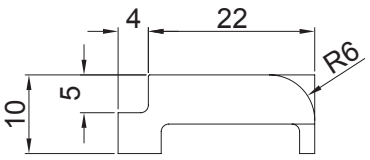

Art. 2249

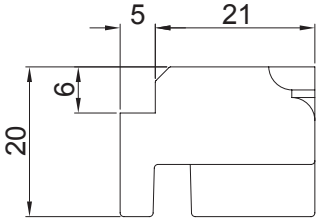

Art. 2246

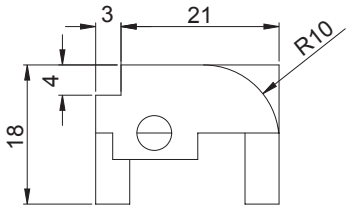

Scala | Scale 1:1

ESTRUSORE *EXTRUDER*	SERIE *SERIES*	ART.
AL SISTEM	Planet 45	2224
	Planet 50TT	2224
	Planet 62TT	2224
ALL.CO	All.co 5 (prof. VZ0721 - VZ0718)	2226
	All.co P4 (prof. VZ0721 - VZ0718)	2226
	Export 45	2246
	Export 45TT	2246
	Export 50	2246
	Export 50 TT	2246
	Export 51TT	2246
	Export 68 TT	2246
TWIN SYSTEM	CX 450	2224
	CX 600	2224
	CX 700	2224
	RX 450	2236
	RX 600	2236
	RX 700	2236
DFV	ECOWIN TH 62	2249
	ECOWIN TH 72	2249
EKU Sistemi (Gruppo Profilati)	Eku 40	2224
	Eku 45	2224
	Eku 53	2224
	Eku 53 TT	2224
	Eku 60 TT	2224
	Eku 64TT	2224
	Eku 72 TT	2224
	Eku 80 TT	2224
	Sistema 1	2220
	Sistema 1	2220.1
ETA	Start 410	2224
	Start 470 TT	2224
	Start 560 TT	2224
	Start 640 TT	2224
	Start 760 TT	2224
	Road 520 TT	2224
	Road 600 TT	2224
HYDRO	Domal Break	2247
	Domal Bright PA 70s	2247
	Domal Extrathermic 62	2247
HYDRO	Domal Stopper	2247
	Domal Top TB 65	2247
IBLEA COLOR GROUP	Eku Vuerre 40	2220
	Eku Vuerre 53 TT	2224
	Eku Vuerre 70 TT	2224

ESTRUSORE *EXTRUDER*	SERIE *SERIES*	ART.
INDINVEST	Gold 400	2230
	Gold 450	2230
	Gold 490TT	2230
	Gold 500	2230
MERCURI	Mercury 400	2224
	Mercury 500 TT	2224
	Mercury 650 TT	2224
	Mercury 700 TT	2224
	Nuovo NC 40	2220
	Nuovo NC 40	2220.1
PASSERINI	Ekip 40	2216
	Maastricht 53	2224
	Maastricht TH60	2224
	Maastricht TH68	2224
PONZIO	Newtec	2236
	Windstop	2246
SAPA	Erre 40	2236
	Erre 50	2236
	Erre 50 T.T. B.C.	2236
	Erre 60 T.T	2236
	Erre 62TT	2236
	Erre 72TT	2236
TOMA	Atlantis 40	2220
	Atlantis 40	2220.1
	Atlantis 45	2249
	Atlantis 55 TT	2249
	Atlantis 68 TT	2249
TP PROFILATI	Ekos 50 TH	2224
	Ekos 75 TH	2224
	Ekos 85 TH	2224
	Ekos Minimall	2224

BLOCCHETTO DI ASSEMBLAGGIO PER PROFILI ALLUMINIO LEGNO

Blocchetto di assemblaggio per profili alluminio legno | Assembly Block for aluminum/wood profiles | Bloc d'assemblage pour profiles aluminium bois | Bloque de montaje para perfiles de aluminio madera



Blocchetto in nylon.

Nylon block.

Bloc en nylon.

Bloque de nylon.

ART.	2431.50 | 2431.3			
Imballo | Package | Conditionnement | Embalaje	100 PZ			
Finiture disponibili | Available finishes Finitions disponibles | Acabados disponibles	1	2	3	4

art. 2431.50

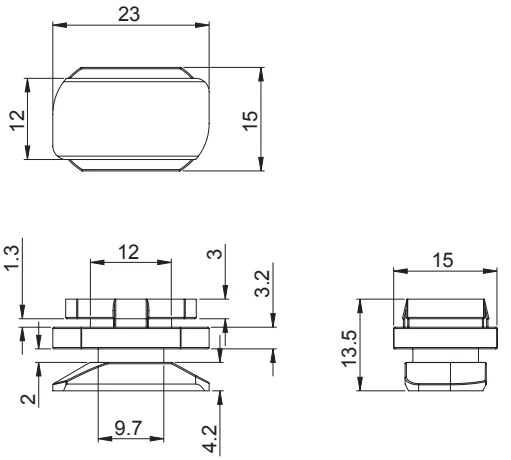

art. 2431.3

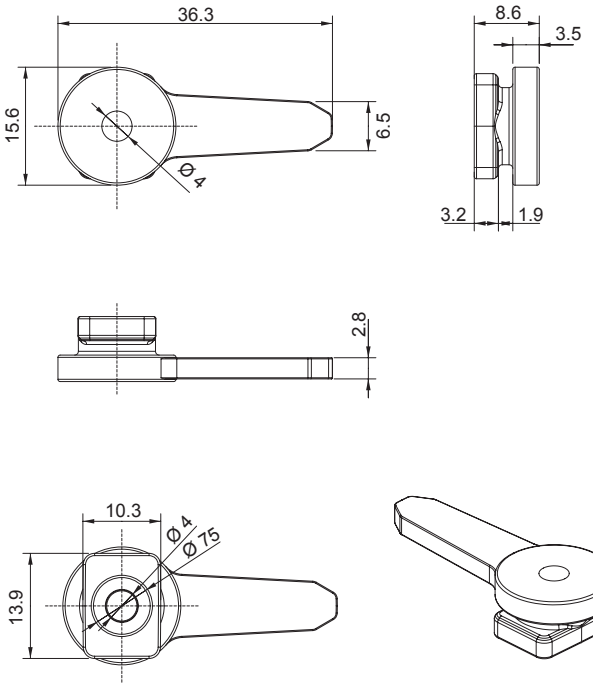

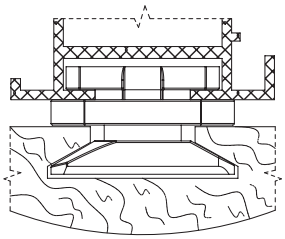

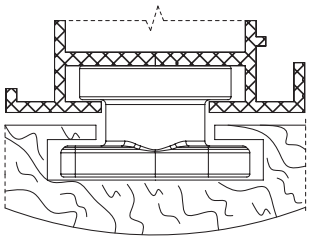

COPRIANGOLO

Copriangolo | Corner Cover | Couverture pour le coin | Cubierta para àngulo



Realizzato in nylon

Made of nylon

Réalisée en nylon

Fabricado en nylon

ART.	2175 | 2175.1			
Imballo | Package | Conditionnement | Embalaje	250 PZ			
Finiture disponibili | Available finishes Finitions disponibles | Acabados disponibles	1	2	3	4

art. 2175 | .1

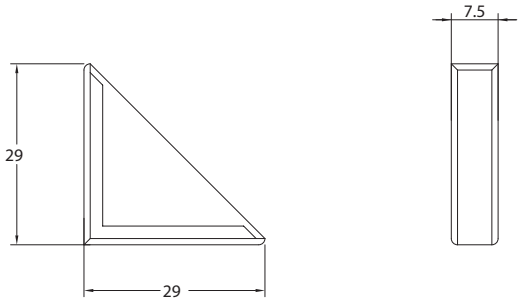



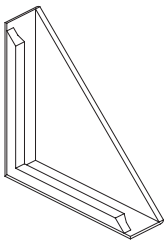

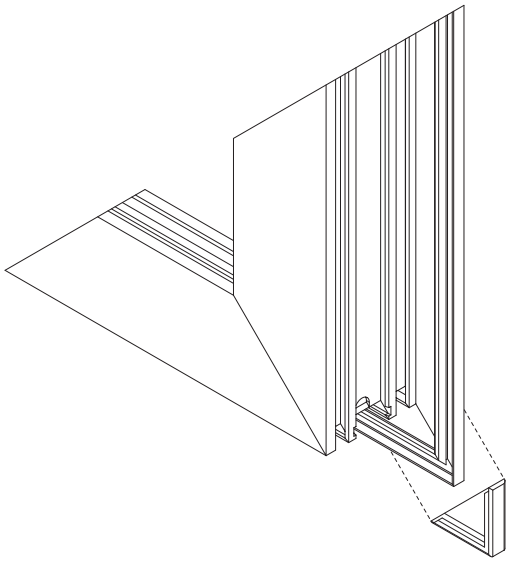

ACCESSORI PER ZANZARIERE

Accessori per zanzariere | Accessories for mosquito nets | Accesorios para mosquiteros | Accessoires pour moustiquaires



Realizzato in Nylon
Art. 7054 realizzato in alluminio estruso

Made of nylon.
Art. 7054 made of extruded aluminium

Réalisé en nylon.
Art. 7054 réalisé en aluminium extrudé

Fabricado en nylon.
Art. 7054 fabricado de aluminio extruido

ART.	7011.2 | 7013.2 | 7061				7015 | 7021.1				7017				7051 | 7055				7054			
Imballo | Package | Conditionnement | Embalaje	50 PZ				100 PZ				40 PZ				20 PZ				20 PZ			
Finiture disponibili | Available finishes Finitions disponibles | Acabados disponibles	1	2	3	4	1	2	3	4	1	2	3	4	1	2	3	4	1	2	3	4

art. 7011.2

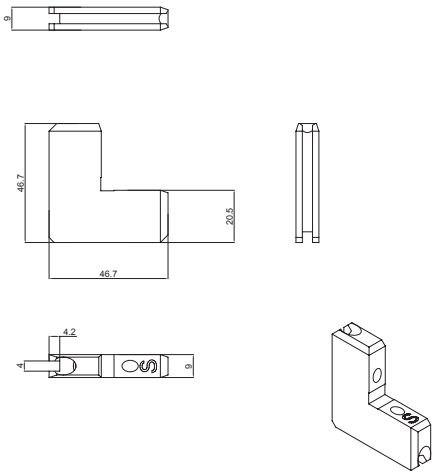

art. 7013.2

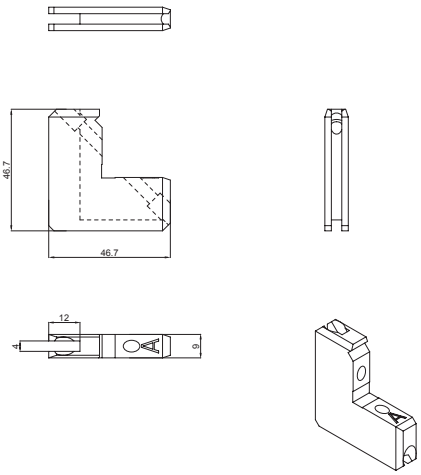

art. 7015

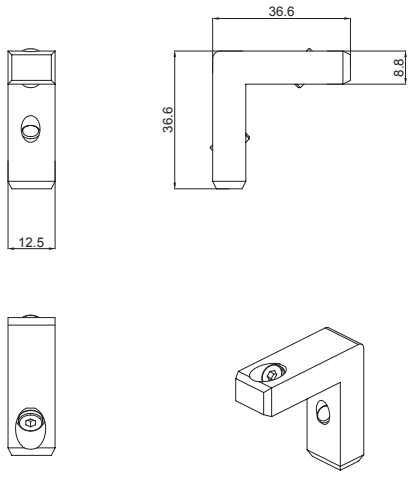

art. 7017

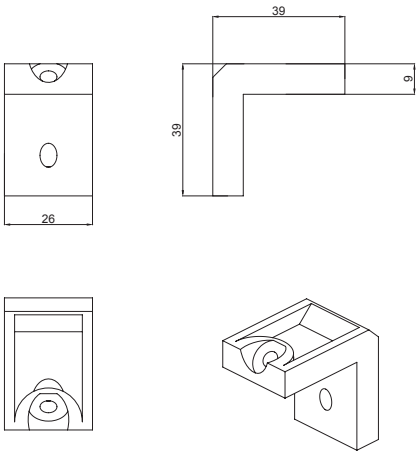

art. 7021.1

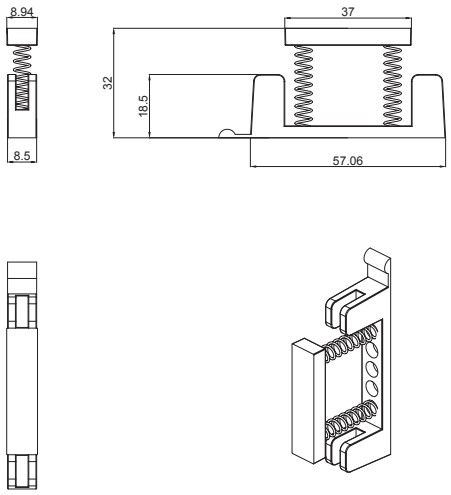

art. 7051

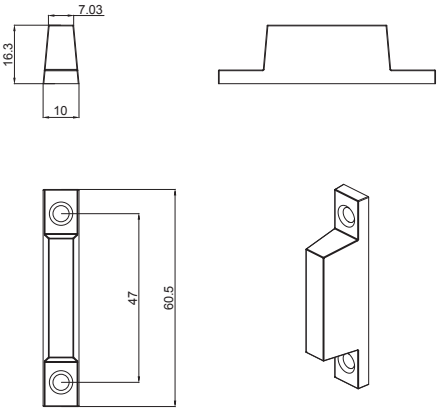

art. 7054

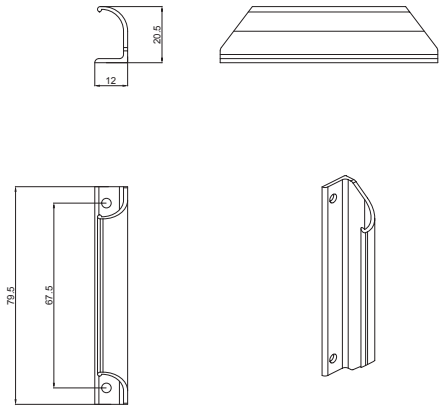

art. 7055

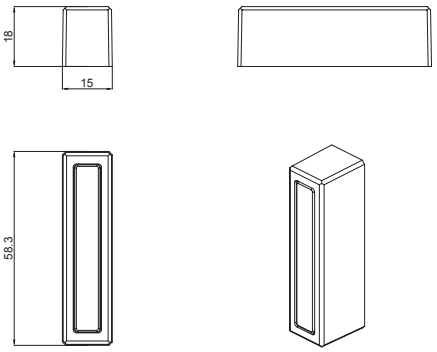

art. 7061

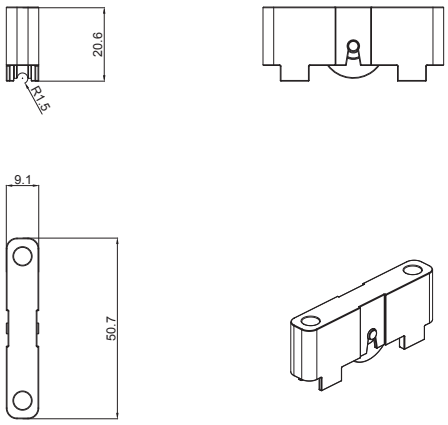

ART.	DESCRIZIONE *DESCRIPTION*	
7011.2	Squadretta simmetrica *Symmetric corner*	
7013.2	Squadretta asimmetrica *Asymmetric corner*	
7015	Squadretta per telaio fisso *Corner for fixed frame*	
7017	Squadretta per telaio fisso controfinestra *Corner for fixed frame storm window*	
7021.1	Frizione a molla *Spring clutch*	

ART.	DESCRIZIONE *DESCRIPTION*	
7051	Maniglietta *Handle*	
7054	Maniglietta *Handle*	
7055	Maniglietta *Handle*	
7061	Carrello *Roller*	

SPAZZOLINO

Spazzolino | Brush seal | Joint brosse | Felpa



Spazzolino in polipropilene con pinna centrale incorporata

Brush seal in polypropylene with central fin

Joint brosse en polypropylène avec pinne centrale intégrée

Felpa en polipropileno con lamina central

ART.	AG1520 | AG1522 AG1519 | AG1523 AG1507 | AG1518 AG1511				AG1501 | AG1516 AG1500 | AG1500.1 AG1521 | AG1502				AG1503 | AG1503.1				AG1524 | AG1504 AG1515 | AG1517			
Imballo | Package | Conditionnement | Embalaje	800 mt				400 mt				300 mt				20 PZ			
Finiture disponibili | Available finishes Finitions disponibles | Acabados disponibles	1	2	3	4	1	2	3	4	1	2	3	4	1	2	3	4

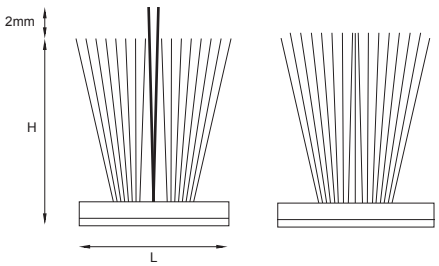

art. AG1527

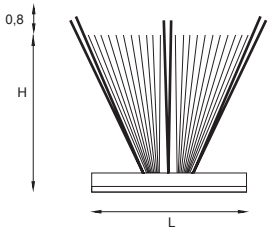

ART.	DESCRIZIONE *DESCRIPTION*	L	H
AG1524	Spazzolino senza pinna *Brush seal without fin*	4,8	4,5
AG1504	Spazzolino senza pinna *Brush seal without fin*	4,8	5
AG1501	Spazzolino con pinna *Brush seal with fin*	4,8	5,5
AG1515	Spazzolino senza pinna *Brush seal without fin*	4,8	5,5
AG1516	Spazzolino con pinna *Brush seal with fin*	4,8	7
AG1517	Spazzolino senza pinna *Brush seal without fin*	4,8	7
AG1520	Spazzolino senza pinna *Brush seal without fin*	4,8	10
AG1522	Spazzolino senza pinna *Brush seal without fin*	4,8	11
AG1519	Spazzolino senza pinna *Brush seal without fin*	4,8	13
AG1523	Spazzolino senza pinna *Brush seal without fin*	6,9	5
AG1533	Spazzolino senza pinna *Brush seal without fin*	6,7	20

ART.	DESCRIZIONE *DESCRIPTION*	L	H
AG1507	Spazzolino senza pinna *Brush seal without fin*	6,9	5,5
AG1500	Spazzolino con pinna *Brush seal with fin*	6,9	5,5
AG1500.1	Spazzolino con pinna in tessuto *Brush seal with textile fin*	6,9	5,5
AG1518	Spazzolino senza pinna *Brush seal without fin*	6,9	7
AG1527	Spazzolino con 3 pinne in tessuto *Brush seal with 3 textile fins*	6,9	7
AG1511	Spazzolino senza pinna *Brush seal without fin*	6,9	8
AG1503	Spazzolino con pinna *Brush seal with fin*	6,9	8
AG1503.1	Spazzolino con pinna in tessuto *Brush seal with textile fin*	6,9	8
AG1521	Spazzolino senza pinna *Brush seal without fin*	6,9	11
AG1502	Spazzolino senza pinna *Brush seal without fin*	6,9	12

PRODOTTI COMPLEMENTARI

art. 2029.4



art. 2029.1



art. 2030 | 2030.1 | 2031



art. 2040



art. 2041



art. 2042



art. 2043



art. 2419 | 2419.1



art. 2029.3



ART.	DESCRIZIONE *DESCRIPTION*
2029.4	Set chiavi esagonali 4 - 5 mm *Hexagonal key kit* 4 - 5 mm
2030	Forbici taglia guarnizioni angolo variabile *Gaskets size scissors variable angle*
2030.1	Lame di ricambio per forbici taglia guarnizioni *Replacement blades for askets size scissors*
2031	Forbici taglia guarnizioni riferimenti fissi *Gaskets size scissors fixed angle*
2040	Paletta per sollevamento vetro *Glass lifting pallet*
2041	Leva per smontaggio clips *Lever for disassembling clips*

ART.	DESCRIZIONE *DESCRIPTION*
2042	Infila guarnizioni a rullo per zanzariere *Insert roller seals for mosquito nets*
2043	Infila guarnizioni a rullo per giunto centrale *Insert roller seals for central section*
2419	Lavorazione ø 14x8 per art. 2415 *Machinig ø 14x8 for art. 2415*
2419.1	Lavorazione ø 15,2x7 per art. 2133 - 2134 *Machinig ø 15,2x7 for art. 2133 - 2134*
2029.3	Set chiavi two - way flag per anta ribalta 2,5 / 3 / 4 mm - T10 / T25 *Two - way flag key set for tilt and turn 2,5 / 3 / 4 mm - T10 / T25*

ASTINA IN POLIAMMIDE

Astina in poliammide | Polyamide rod | Tige en polyamide | Varilla de poliamida



Astina in poliammide per sistemi camera europea, R e cava 20 mm.

Polyamide rod for euro groove, R groove and 20 mm groove systems.

Varilla de poliamida para pistas CE, pistas 20mm y pistas R.

Varilla de poliamida para pistas CE, pistas 20mm y pistas R.

ART.	2010.1B 2010.2B				2010.11			
Imballo | Package | Conditionnement | Embalaje	200 MT				1 pz			
Finiture disponibili | Available finishes Finitions disponibles | Acabados disponibles	1	2	3	4	1	2	3	4

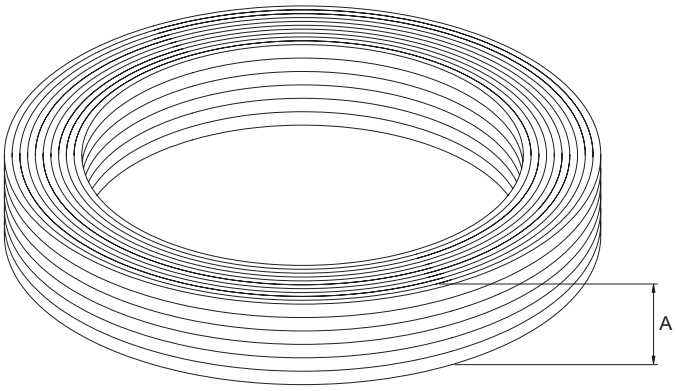

art. 2010.11

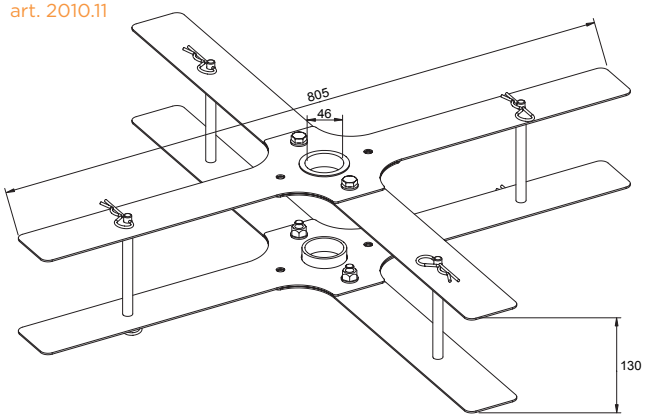

art. 2010.1B

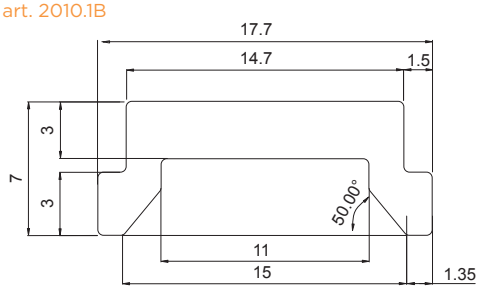

art. 2010.2B

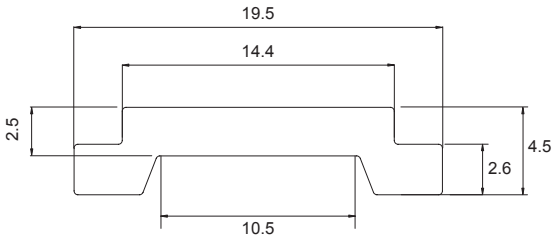

ART.	A	NODI | *SECTIONS*
2010.1B	120	A08 - A23 - B04
2010.2B	130	A01 - A03 - A05 - A10 - A11 - A12 - A14 - A15 - A16 - A17 - A18 - A20 - A21 - A22 - B01 - B06 - B07 - B08 - B10 - B11

MACCHINE TAGLIA ASTINE

Punzonatrice per la lavorazione dell'astina di collegamento | Punching machine for working the connecting rod | Poinçonneuse pour l'usinage de la tige de connexion | Punzonadora para el procesamiento de la varilla de conexión

ART.	2014.1A				2015.2A | 2015.3A 2015.4A			
Imballo | Package | Conditionnement | Embalaje	1 PZ				1 PZ			
Finiture disponibili | Available finishes Finitions disponibles | Acabados disponibles	1	2	3	4	1	2	3	4

MANUALE | *MANUAL*
art. 2015.2A - WEEN CE
art. 2015.3A - WEEN ERRE
art. 2015.4A - 2.0 CE



AUTOMATICA | *AUTOMATIC*
art. 2014.1A



BARRA METRICA ROTANTE | *ROTATING METRIC ROAD*
art. 2015.12A - WEEN CE
art. 2015.13A - WEEN ERRE
art. 2015.14A - 2.0 CE



PORTAROTOLO AGGIUNTIVO | *ADDITIONAL ROLL HOLDER*
art. 2014.10A



* La macchina è fornita con barra metrica
The punching machine is equipped with metric rod

VASISTAS E SPORGERE
BOTTOM AND TOP HUNG
SOUFFLET ET PROJECTANT
BASCULANTE Y PROYECTANTES

SIMPLE

LIMITATORE DI APERTURA PER FINESTRE CON APERTURA A VASISTAS

BREVETTATO PATENTED

Limitatore di apertura per finestre con apertura a vasistas | Limiter for transom opening windows | Limiteur d'ouverture pour fenetres avec ouverture a vasistas | Compás limitador de apertura para ventanas basculante



Braccio in acciaio inox; complementi di fissaggio in zama.
Art. 1109.1 altezza anta da 600 mm a 1600 mm.
Art. 1109.2 altezza anta da 260 mm a 800 mm. Portata massima 70 kg, variabile in funzione delle dimesioni e dell'angolo di apertura del serramento.

Stainless steel arm; zamak mounting accessories.
Art. 1109.1 shutter height from 600 mm to 1600 mm.
Art. 1109.2 shutter height from 260 mm to 800 mm.
Maximum load 70 kg, varies depending on the frame's size and opening angle.

Bras en acier inox; compléments de fixation en zamak.
Art. 1109.1 hauteur vantail de 600 mm à 1600 mm.
Art. 1109,2 hauteur vantail de 260 mm à 800 mm.
Portée 70 kg, variable en fonction des dimensions et de l'angle d'ouverture du bâti.

Compás de acero inox; complementos de fijación de zamac.
Art. 1109.1 altura hoja de 600 mm a 1600 mm.
Art. 1109.2 altura hoja de 260 mm a 800 mm.
Soporta hasta 70 kg, de acuerdo con las dimensiones y el ángulo de apertura del cerramiento.

ART.	1109.1 | 1109.2			
Imballo | Package | Conditionnement | Embalaje	25 Cp			
Finiture disponibili | Available finishes Finitions disponibles | Acabados disponibles	1	2	3	4

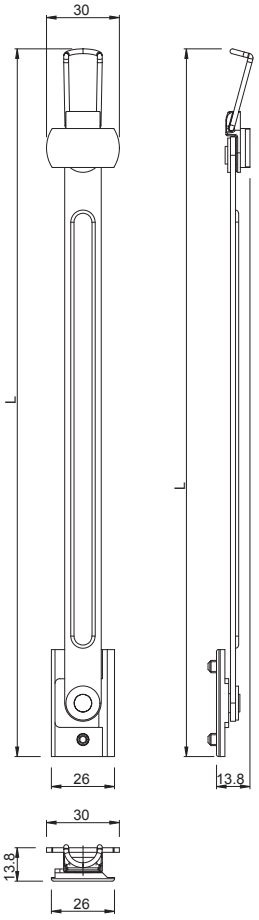

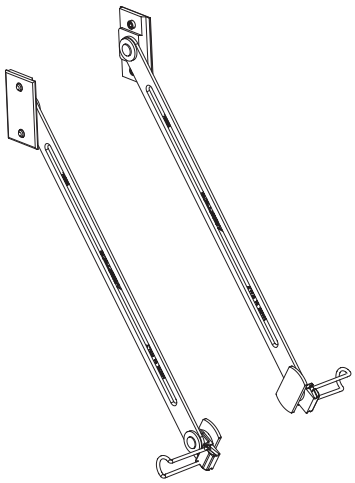

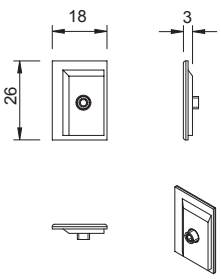

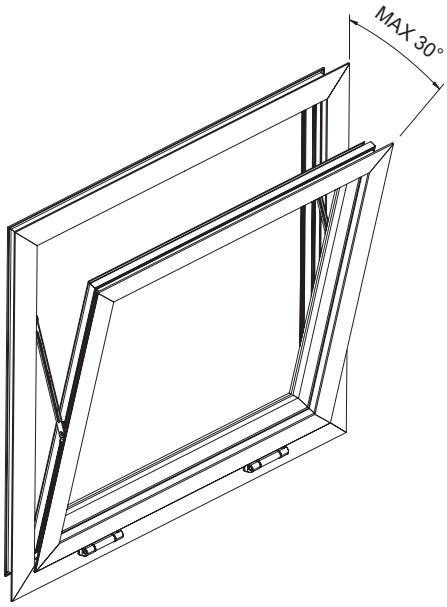

ART.	L	NODO *SECTION*
1109.1	290	A13
1109.2	190	A13

SIMPLE PLUS

LIMITATORE DI APERTURA PER FINESTRE CON APERTURA A VASISTAS (BREVETTATO)

BREVETTATO PATENTED

Limitatore di apertura per finestre a vasistas | Limiter for transom opening windows | Limiteur d'ouverture pour fenetres avec ouverture a vasistas | Compás limitador de apertura para ventanas basculantes



Braccio in acciao inox; complementi di fissaggio in zama.
Art. 111X.1 altezza anta da 600 mm a 1600 mm.
Art. 111X.2 altezza anta da 260 mm a 800 mm.
Portata massima 70 kg, variabile in funzione delle dimesioni e dell'angolo di apertura del serramento.

Stainless steel arm; zamak mounting accessories.
Art. 111X.1 shutter height from 600 mm to 1600 mm. Art. 111X.2 shutter height from 260 mm to 800 mm.
Maximum load 70 kg, varies depending on the frame's size and opening angle.

Bras en acier inox; compléments de fixation en zamak.
Art. 111X.1 hauteur vantail de 600 mm à 1600 mm.
Art. 111X.2 hauteur vantail de 260 mm à 800 mm.
Portée 70 kg, variable en fonction des dimensions et de l'angle d'ouverture du bâti.

Compás de acero inox; complementoss de fijación de zamac.
Art. 111X.1 altura hoja de 600 mm a 1600 mm.
Art. 111X.2 altura hoja de 260 mm a 800 mm.
Soporta hasta 70 kg, de acuerdo con las dimensiones y el ángulo de apertura del cerramiento.

ART.	TUTTI | ALL TOUS | TODOS			
Imballo | Package | Conditionnement | Embalaje	25 Cp			
Finiture disponibili | Available finishes Finitions disponibles | Acabados disponibles	1	2	3	4

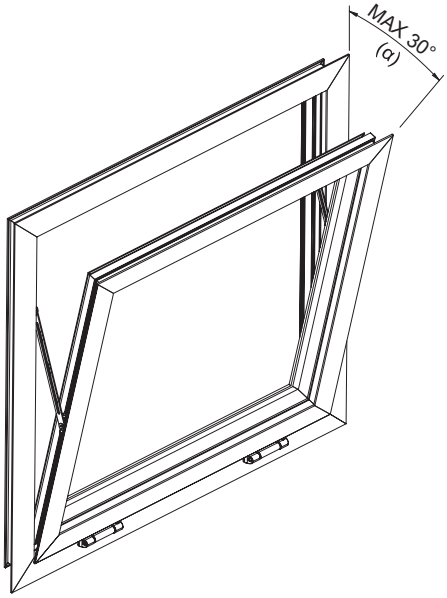

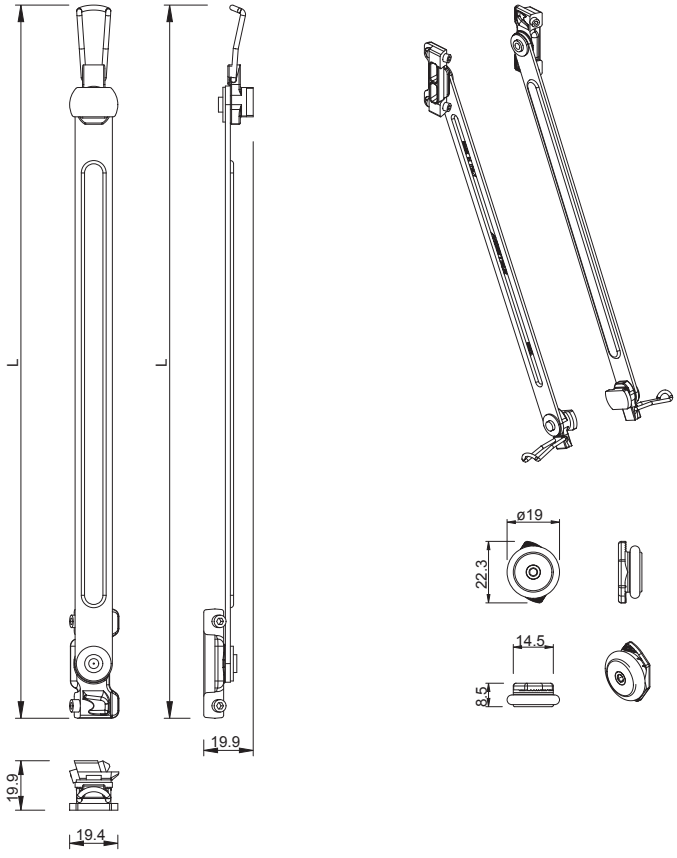

ART.	L	NODO *SECTION*
1114.1	290	A08
1114.2	190	A08
1115.1 1115.3*	290	A01 - A10 - A11 - A14 - A16
1115.2 1115.4*	190	A01 - A10 - A11 - A14 - A16
1116.1	290	A09
1116.2	190	A09

*Acciaio Inox AISI 304 / Stainless Steel AISI 304

VEGAUNO
CERNIERA DOPPIA APERTURA

Cerniera doppia apertura | Double opening hinge
Charnieres double ouverture | Bisagra de doble apertura



Piastre, leve e viti autofilettanti in acciaio zincato. Portata 15 kg per coppia, con anta altezza max 0,6 m e larghezza max 1 m.

Galvanized steel plate, levers and self-tapping screws. Load 15 kg per pair, with shutter height max 0,6 m and width max 1 m.

Plaques, leviers et vis autotaraudeuses en acier zingué. Portée 15 kg pour paire, avec vantail hauteur max 0,6 m et largeur max 1 m.

Placas, levas y tornillos autorroscantes de acero galvanizado. Soporta 15 kg por par, con hoja de 0,6 m de altura max. y 1 m de ancho máx.

ART.	1013			
Imballo | Package | Conditionnement | Embalaje	25 Cp			
Finiture disponibili | Available finishes Finitions disponibles | Acabados disponibles	1	2	3	4

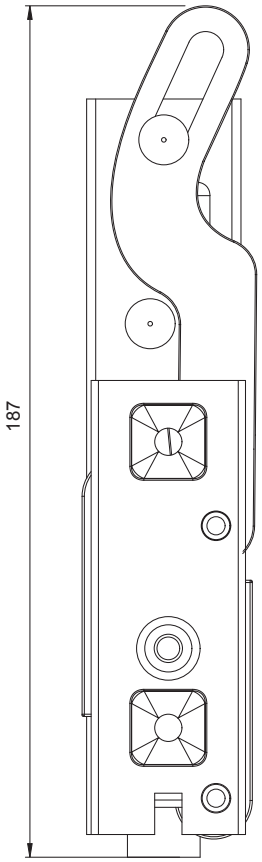

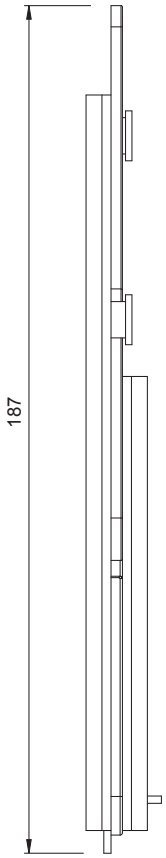

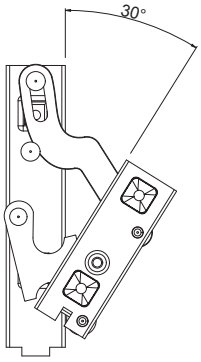

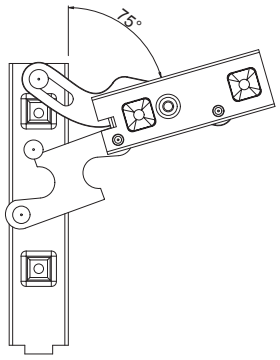

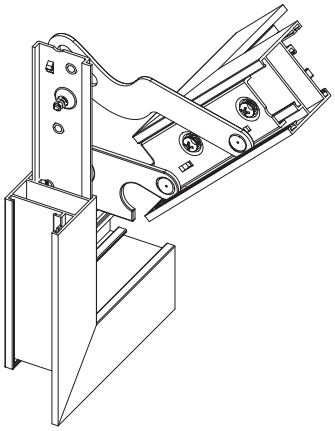

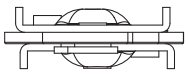

ART	NODO *SECTION*
1013	A13

VEGADUE
CERNIERA APERTURA SINGOLA

Cerniera apertura singola | Single opening hinge
Charniere ouverture simple | Bisagra apertura individual



Piastrina, leve e viti autofilettanti in acciaio zincato. Portata 15 kg per coppia, con anta altezza max 0,6 m e larghezza max 1 m.

Galvanized steel plate, levers and self-tapping screws. Load 15 kg per pair, with shutter height max 0,6 m and width max 1 m.

Plaque, leviers et vis autotaraudeuses en acier zingué. Portée 15 kg pour paire, avec vantail hauteur max 0,6 m et largeur max 1 m.

Placa, levas y tornillos autorroscantes de acero galvanizado. Soporta 15 kg por par, con hoja de 0,6 m de altura max. y 1 m de ancho máx.

ART.	1021 | 1022 | 1023 | 1024 | 1026 | 1027			
Imballo | Package | Conditionnement | Embalaje	25 Cp			
Finiture disponibili | Available finishes Finitions disponibles | Acabados disponibles	1	2	3	4

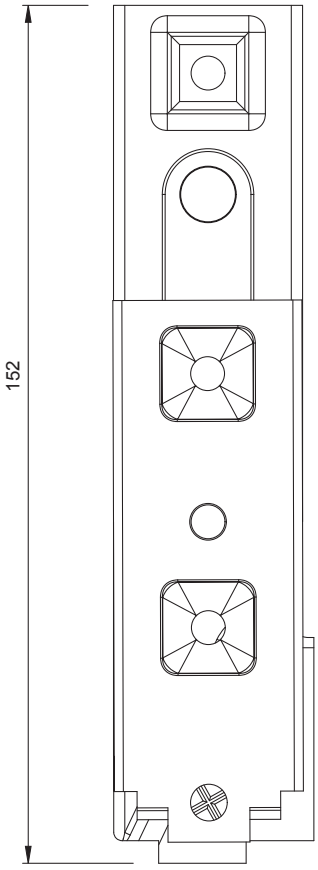

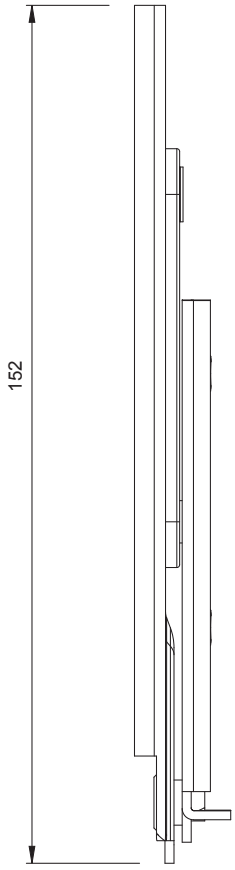

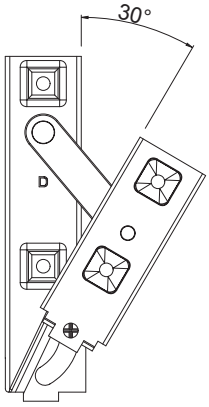

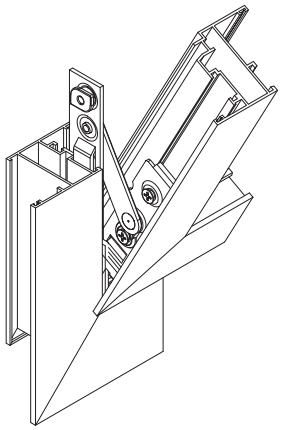

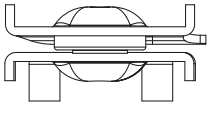

ART	NODO *SECTION*
1022 -. 1021	A26
1023	A01 - A05
1024	A11
1026	A14 - A16 - A17
1027	A08 - A09

VEGATRE
CERNIERA DOPPIA APERTURA

Cerniera doppia apertura | Double opening hinge
Charnieres double ouverture | Bisagra de doble apertura



Piastre in zama zincata; leve, piastrina a camma, viti M5 e viti autofilettanti Ø 4.9 TC CR in acciaio zincato. Portata 15 kg per coppia, con anta altezza max 0,6 m e larghezza max 1 m.

Zinc-coated zamak plate; levers, cam plates, M5 screws and Ø 4.9 TC CR self-tapping screws in galvanized steel. Load 15 kg per pair, with shutter height max 0,6 m and width max 1 m.

Plaques en zamak zingué; leviers, plaque à came, vis M5 et vis autotaraudeuses Ø 4.9 TC CR en acier zingué. Portée 15 kg pour paire, avec vantail hauteur max 0,6 m et largeur max 1 m.

Placa de zamac galvanizado; levas, placa, tornillos M5 y tornillos autorroscantes Ø 4.9 TC CR de acero galvanizado. Soporta 15 kg por par, con hoja de 0,6 m de altura max. y 1 m de ancho máx.

ART.	1031 | 1032.1 | 1034				1033			
Imballo | Package | Conditionnement | Embalaje	15 Cp				20 Cp			
Finiture disponibili | Available finishes Finitions disponibles | Acabados disponibles	1	2	3	4	1	2	3	4

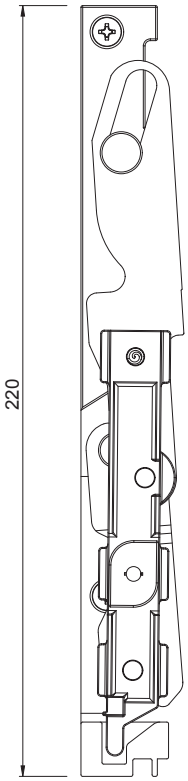

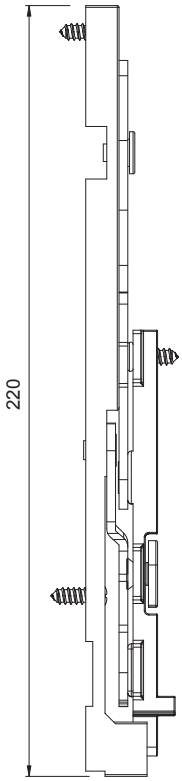

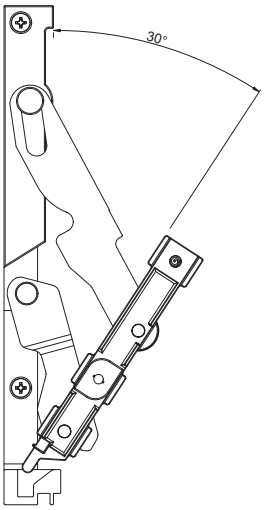

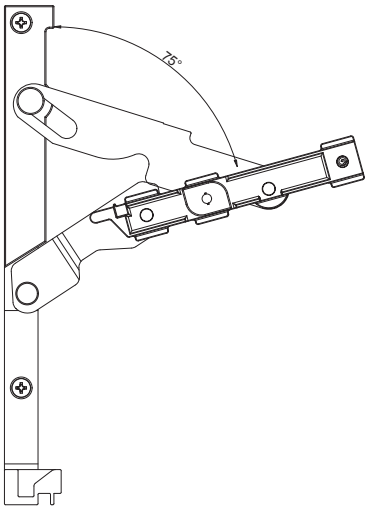

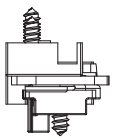

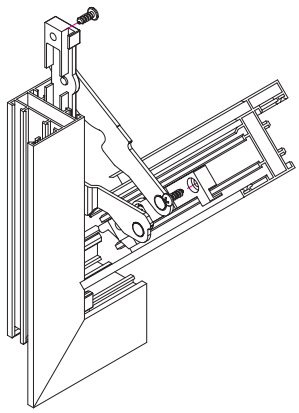

ART	NODO *SECTION*
1031	A08 - A09 - A14 - A16
1032.1	A12
1033	A01 - A05
1034	A10

EASY RAPID

CERNIERE A COMPASSO PER INFISSI A SPORGERE, BATTENTE E VASISTAS USO DOMESTICO

1D

Cerniere a compasso | Stay hinges
Compas | Compases



Cerniere a compasso in acciaio inox amagnetico, con blocchetti di frizionamento in ottone e blocchetti terminale in nylon.

Stay hinges in non-magnetic stainless steel, with brass friction blocks and nylon terminal blocks.

Compas en acier inox amagnétique, avec blocs de friction en laiton et blocs embout de tringle en nylon.

Compases de acero inox no magnético, con bloques de fricción de latón y bloques terminal de nylon.

ART.	1231.12			
Imballo | Package | Conditionnement | Embalaje	15 Cp			
Finiture disponibili | Available finishes Finitions disponibles | Acabados disponibles	1	2	3	4

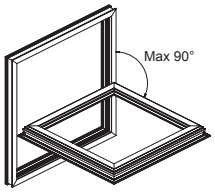

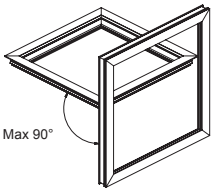

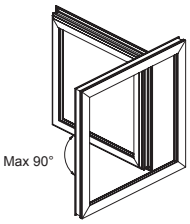

ART.	DIMENSIONI *DIMENSION*		ALTEZZA ANTA *SASH HEIGHT*	LARGHEZZA ANTA *SASH WIDTH*	TIPO DI APERTURA *OPENING*	ANGOLI DI APERTURA *OPENING ANGLE*			PORTATA *MAX LOAD*
	A	B	Min | Max	Min | Max		Opening Angle		Opening Limitation	Kg
1231.12	19,5	313	340 | 1800	340 | 450	Battente | *Side Hung*	α	90°	vite | *screw*	20
			340 | 450	340 | 1200	Sporgere | *Top Hung*	α	90°	vite | *screw*	20
			340 | 450	340 | 1200	Vasistas | *Bottom Hung*	α	90°	vite | *screw*	30

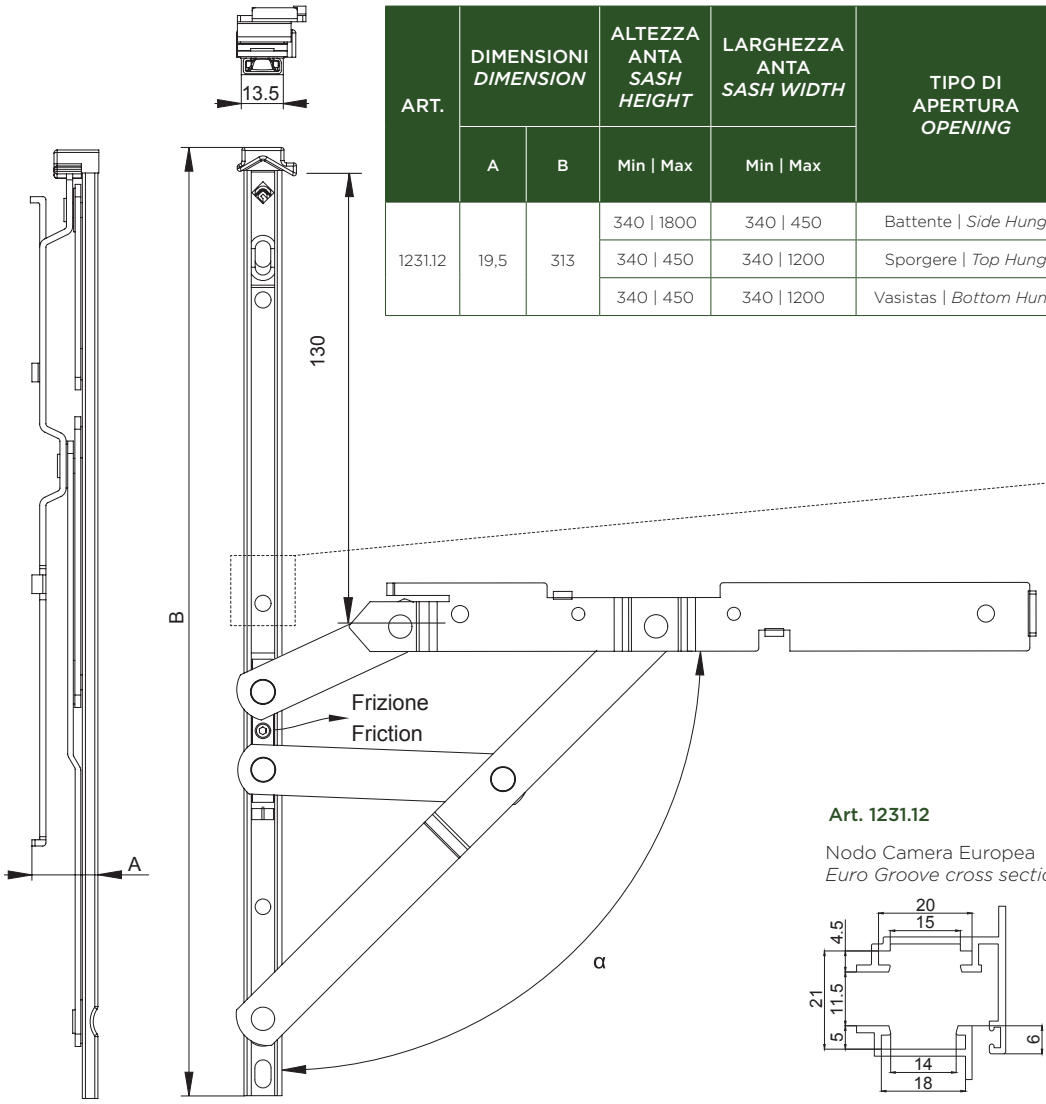

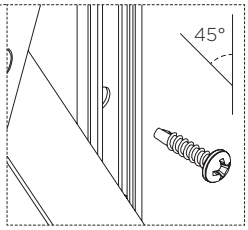

Limitatore a 45°
45° limiter

Art. 1231.12

Nodo Camera Europea
Euro Groove cross section

EASY RAPID PLUS

BRACCI EGRESSO PER INFISSI A SPORGERE, BATTENTE E VASISTAS

1D



Cerniere egresso | Stay hinge for outside, casement and transom opening | Compases para proyectante exterior, batiente y abatible | Compas ouverture extérieure pour ouvertures projetant, frappe et à soufflet

Cerniere in acciaio inox AISI 304 con pattino di frizionamento rivestito in nylon autolubrificante, regolatore di posizionamento in zama.

Hinge in AISI 304 stainless steel with friction shoe covered in self-lubricating nylon, zamak position regulator.

Charnières en acier inox AISI 304 avec patin de friction revêtu en nylon autolubrifiant, régulateur de position en zamak.

Bisagras de acero inox AISI 304 con cojinete de fricción revestido en nylon autolubricante, regulador de posicionamiento de zamac.

ART.	1292.18			
Imballo | Package | Conditionnement | Embalaje	5 Cp			
Finiture disponibili | Available finishes Finitions disponibles | Acabados disponibles	1	2	3	4

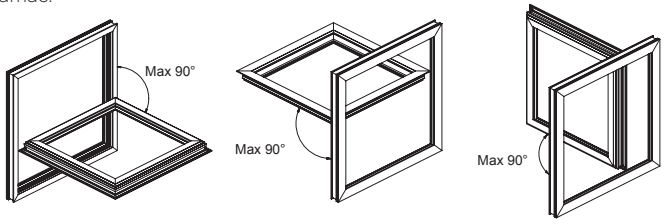

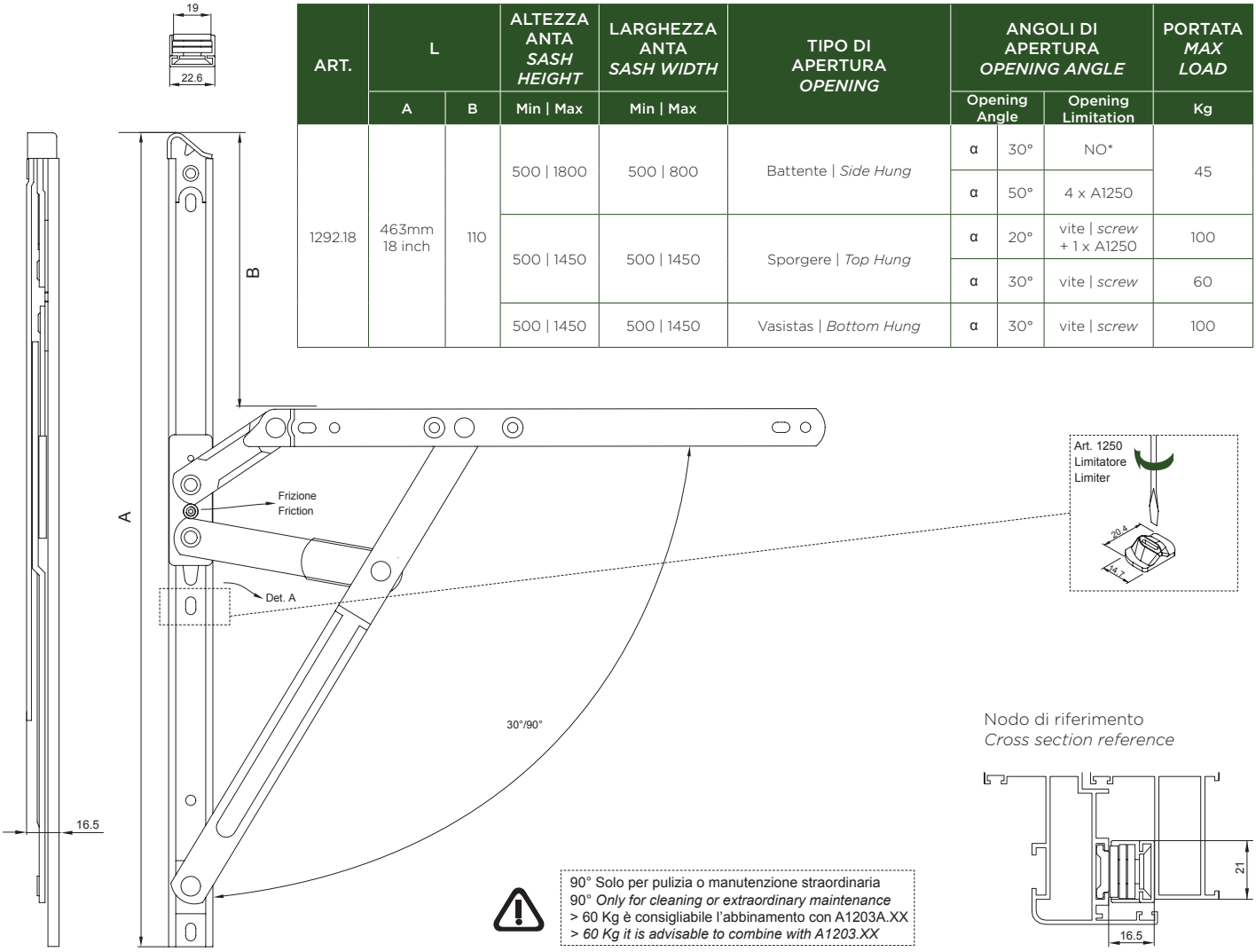

ART.	L		ALTEZZA ANTA *SASH HEIGHT*	LARGHEZZA ANTA *SASH WIDTH*	TIPO DI APERTURA *OPENING*	ANGOLI DI APERTURA *OPENING ANGLE*			PORTATA *MAX LOAD*
	A	B	Min | Max	Min | Max		Opening Angle		Opening Limitation	Kg
1292.18	463mm 18 inch	110	500 | 1800	500 | 800	Battente | *Side Hung*	α	30°	NO*	45
						α	50°	4 x A1250	
			500 | 1450	500 | 1450	Sporgere | *Top Hung*	α	20°	vite | *screw* + 1 x A1250	100
						α	30°	vite | *screw*	60
			500 | 1450	500 | 1450	Vasistas | *Bottom Hung*	α	30°	vite | *screw*	100

90° Solo per pulizia o manutenzione straordinaria
90° *Only for cleaning or extraordinary maintenance*
> 60 Kg è consigliabile l'abbinamento con A1203A.XX
> *60 Kg it is advisable to combine with A1203.XX*

Nodo di riferimento
Cross section reference

EASY RAPID PLUS

BRACCI EGRESSO PER INFISSI A SPORGERE, BATTENTE E VASISTAS

1D

Cerniere egresso | Stay hinge for outside, casement and transom opening | Compases para proyectante exterior, batiente y abatible | Compas ouverture extérieure pour ouvertures projetant, frappe et à soufflet



Cerniere in acciaio inox AISI 304 con pattino di frizionamento rivestito in nylon autolubrificante, regolatore di posizionamento in zama.

Hinge in AISI 304 stainless steel with friction shoe covered in self-lubricating nylon, zamak position regulator.

Charnières en acier inox AISI 304 avec patin de friction revêtu en nylon autolubrifiant, régulateur de position en zamak.

Bisagras de acero inox AISI 304 con cojinete de fricción revestido en nylon autolubricante, regulador de posicionamiento de zamac.

ART.	1233.16			
Imballo | Package | Conditionnement | Embalaje	5 Cp			
Finiture disponibili | Available finishes Finitions disponibles | Acabados disponibles	1	2	3	4

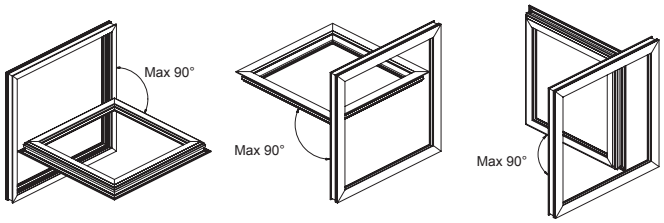

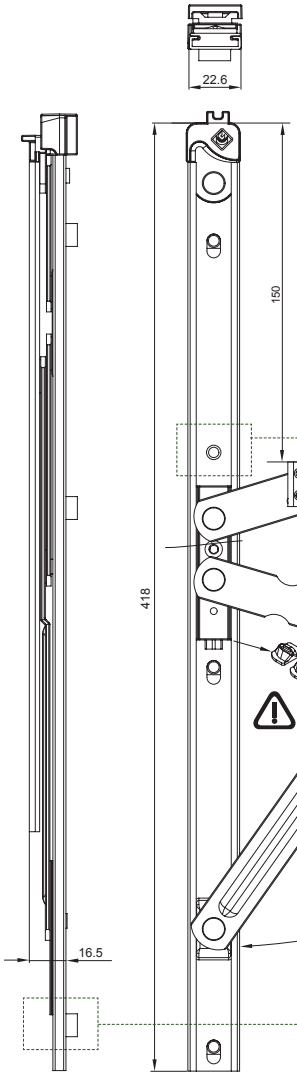

ART.	L		ALTEZZA ANTA *SASH HEIGHT*	LARGHEZZA ANTA *SASH WIDTH*	TIPO DI APERTURA *OPENING*	ANGOLI DI APERTURA *OPENING ANGLE*			PORTATA *MAX LOAD*
	inch	mm	Min | Max	Min | Max		Opening Angle		Opening Limitation	Kg
1233.16	16"	418	450 | 1800	450 | 750	Battente | *Side Hung*	α	30°	vite | *screw*	42
						α	50°	4x A1250	
			450 | 1200	450 | 1200	Sporgere | *Top Hung*	α	20°	vite | *screw* + 1 x A1250	100
						α	30°	vite | *screw*	60
			450 | 1200	450 | 1200	Vasistas | *Bottom Hung*	α	30°	vite | *screw*	100

Limitatore | *Limiter*

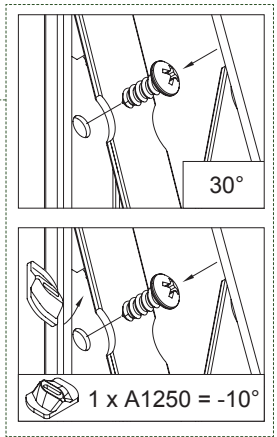

Riferimento nodo Camera Europea
Euro Groove cross section reference

B	C	D	E
14	4	18	1,5
13,5	3,2	16,8	2,4
12	2,9	15	1,5
10	4,2	14,5	1,5

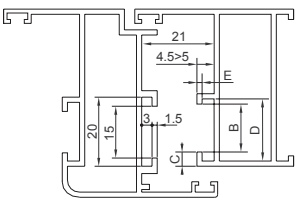

STAR
BRACCIO TELESCOPICO A SCATTO

Braccio telescopico a scatto | Telescopic arms
Bras telescopique a declic | Compás telescópico de resorte

Blocchetti di ancoraggio in zama, particolari in acciaio AISI serie 300 (amagnetico). Portata: 80 kg a carico statico.

Zamak anchor blocks, details in AISI series 300 steel (non-magnetic). Load: 80 kg static load.

Blocs d'ancrage en zamac, détails en acier AISI série 300 (amagnétique). Portée: 80 kg à charge statique.

Bloques de anclaje en zamac; bloqueos de fijaciónde acero AISI serie 300 (no magnético). Soporta: 80 kg con carga estática.



ART.	1210.1 | 1210.2			
Imballo | Package | Conditionnement | Embalaje	20 Cp			
Finiture disponibili | Available finishes Finitions disponibles | Acabados disponibles	1	2	3	4

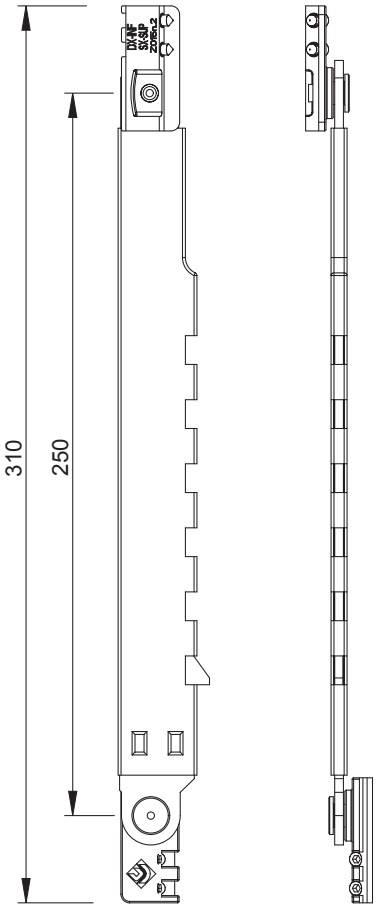

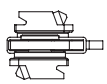

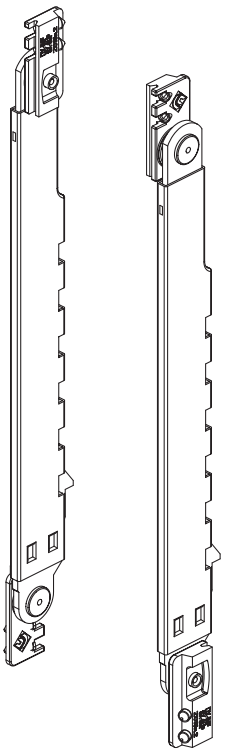

ART.	NODO *SECTION*
1210.1	A01 - A05
1210.2	A08

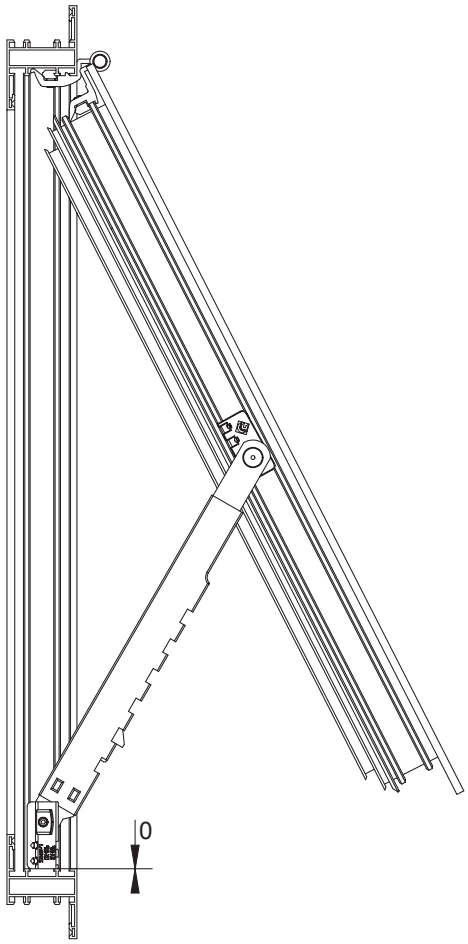

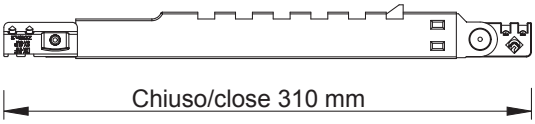

EASY RING

CRICCHETTO REGOLABILE AD AGGANCIO INTERNO

1D | 2 | 2,5

Cricchetto regolabile ad aggancio interno | Adjustable catch with internal fixing | Cliquet reglable a accrochage rapide interieur | Golpete regulable con enganche interior



Corpo in alluminio estruso, base di appoggio in zama, slitta in nylon, grani in acciaio inox

Aluminum extruded body, Zamak support base, Nylon slider, stainless steel setscrews

Corps en aluminium extrudé, base de soutien en zamak, glissière en nylon, grains en acier inox

Cuerpo de aluminio extruido, base de apoyo de zamak, resbalón en nylon prisioneros de acero inox

ART.	1504.1 | 1504.2				1504.20				2391.1			
Imballo | Package | Conditionnement | Embalaje	20 PZ				5 PZ				20 PZ			
Finiture disponibili | Available finishes Finitions disponibles | Acabados disponibles	1	2	3	4	1	2	3	4	1	2	3	4

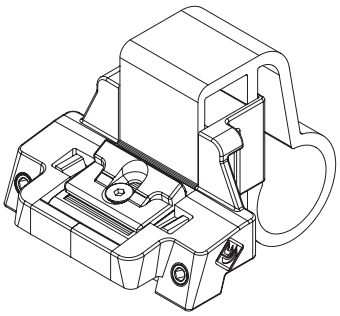

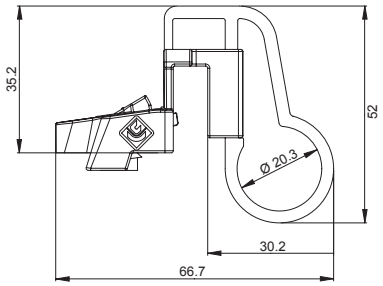

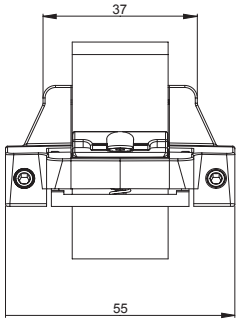

REGOLAZIONI / *ADJUSTEMENT*

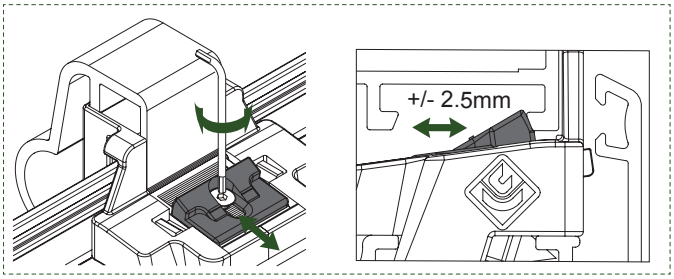

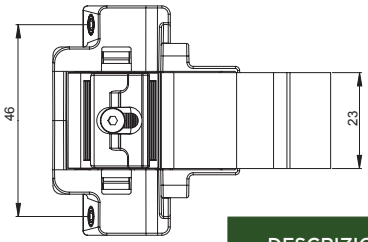

DESCRIZIONE *DESCRIPTION*	ART.	NODO *SECTION*
Cricchetto ad aggancio interno regolabile *Adjustable catch with internal fixing*	1504.1	A08
	1504.2	A01 - A05

MONTAGGIO TANDEM / *DUO MOUNTING*

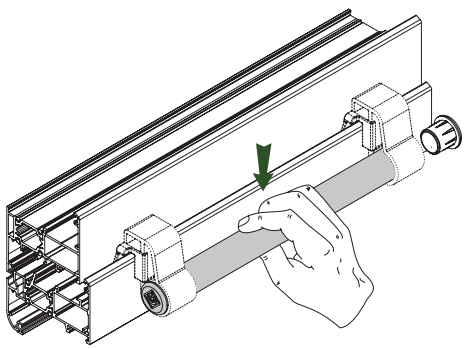

Art. 2391.1

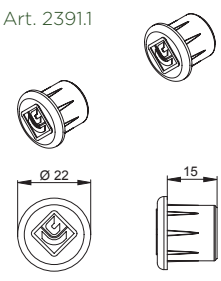

Art 1504.20

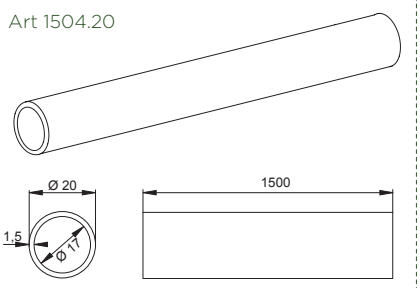

RING
CRICCHETTO IN ZAMA

2,5

Cricchetto in zama | Zamak catch
Cliquet en zamak | Golpete de zamac

Corpo e riscontro in zama; vite e piastrine in acciaio inox; molla in acciaio; corpo mobile in nylon.

Body and handle in zamak; stainless steel screw and plates; steel spring; nylon moving body.

Corps et gâche en zamak; vis et plaques en acier inox; ressort en acier; corps mobile en nylon.

Cuerpo y cerradero de zamac; tornillo y plaquetas de acero inox; muelle de acero; cuerpo móvil de nylon.



ART.	Tutti | All | Tous | Todos			
Imballo | Package | Conditionnement | Embalaje	20 PZ			
Finiture disponibili | Available finishes Finitions disponibles | Acabados disponibles	1	2	3	4

Art. 1500.X

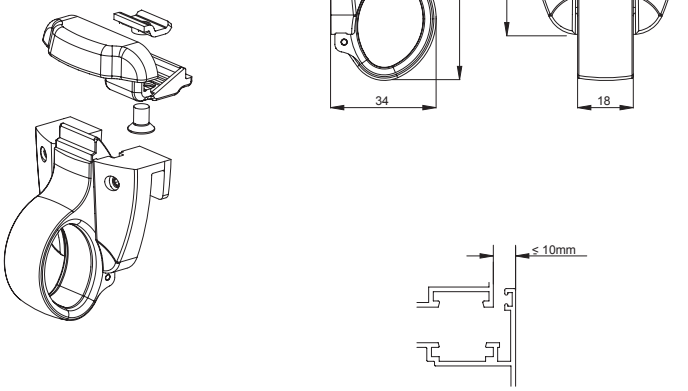

DESCRIZIONE *DESCRIPTION*	ART.	NODO *SECTION*
Cricchetto ad aggancio con grani *Catch with clasping by setscrew*	1500.1	A08 - A10 - A16
	1500.2	A01 - A05 - A20 - A21 - A22
	1500.5	A01 - A05
	1500.6	A12

Art. 1501.X

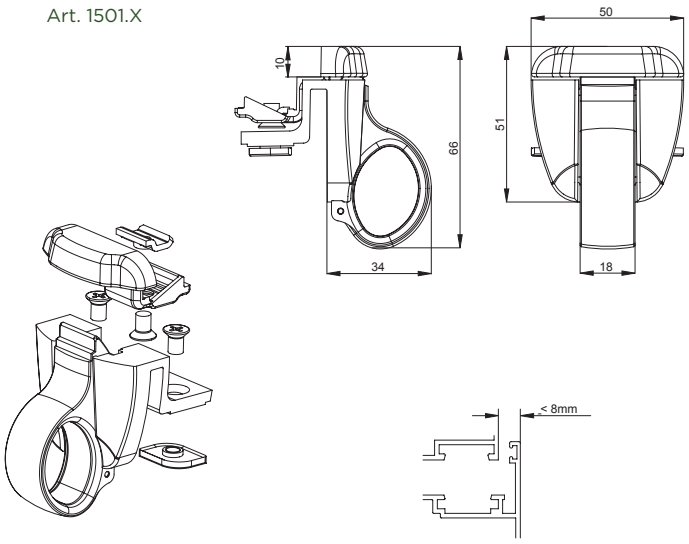

DESCRIZIONE *DESCRIPTION*	ART.	NODO *SECTION*
Cricchetto ad aggancio a piastrine *Catch with rapid clasping by plate*	1501.1	A08
	1501.2	A01 - A05 - A20 - A21 - A22
	1501.5	A01 - A05

RING
CRICCHETTO IN NYLON

1D

Cricchetto in nylon autoposizionante | Self-positioning nylon catch
Cliquet en nylon auto positionnant | Golpete de nylon con auto colocación



Corpo, riscontri e spessori in nylon, molla elicoidale in acciaio temprato, viti di fissaggio Ø 3,5 TSPC CR in acciaio zincato nero.

Body, plates and thickness in nylon, tempered steel coil spring, black galvanized steel Ø 3.5 TSPC CR mounting screws.

Corps, gâches et cales en nylon, ressort hélicoïdal en acier trempé, vis de fixation Ø 3,5 TSPC CR en acier zingué noir.

Cuerpo, cerraderos y espesores de nylon, muelle helicoidal de acero templado, tornillos de fijación Ø 3,5 TSPC CR de acero galvanizado negro.

ART.	1502 | 1502.1			
Imballo | Package | Conditionnement | Embalaje	50 PZ			
Finiture disponibili | Available finishes Finitions disponibles | Acabados disponibles	1	2	3	4

Art. 1502

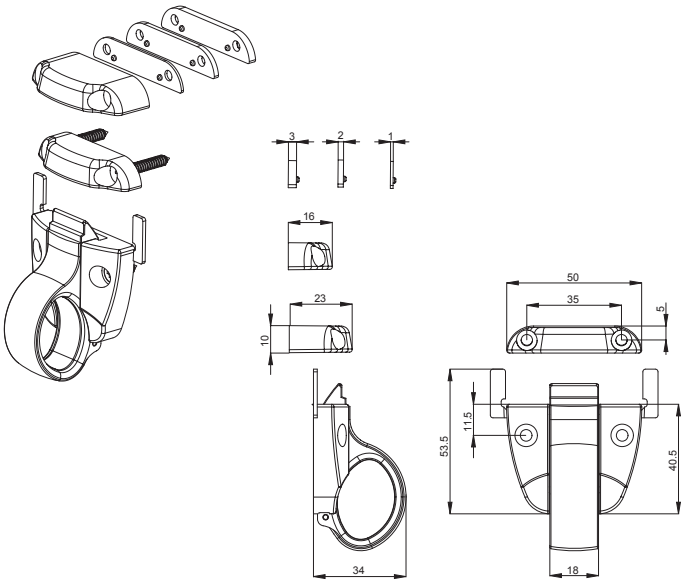

Art. 1502.1

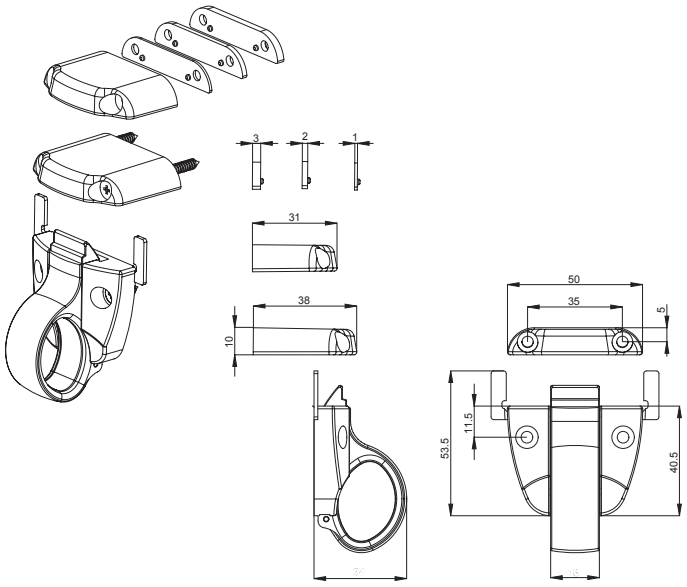

DESCRIZIONE *DESCRIPTION*	ART.
Cricchetto in nylon con riscontro per sormonto *Nylon catch with counterplate for overlapped profiles*	1502

DESCRIZIONE *DESCRIPTION*	ART.
Cricchetto in nylon con riscontro per sormonto, da 15mm a 28mm *Nylon catch with counterplate for overlapped profiles, 15mm to 28mm*	1502.1

RING
CRICCHETTO IN NYLON

1D

Cricchetto in nylon | Nylon catch
Cliquet en nylon | Golpete de nylon



Corpo, riscontri e spessori in nylon, molla elicoidale in acciaio temprato, viti di fissaggio Ø 3,5 TSPC CR in acciaio zincato nero.

Body, plates and thickness in nylon, tempered steel coil spring, black galvanized steel Ø 3.5 TSPC CR mounting screws.

Corps, gâches et cales en nylon, ressort hélicoïdal en acier trempé, vis de fixation Ø 3,5 TSPC CR en acier zingué noir.

Cuerpo, cerraderos y espesores de nylon, muelle helicoidal de acero templado, tornillos de fijación Ø 3,5 TSPC CR de acero galvanizado negro.

ART.	1502.2			
Imballo | Package | Conditionnement | Embalaje	50 PZ			
Finiture disponibili | Available finishes Finitions disponibles | Acabados disponibles	1	2	3	4

Art. 1502.2

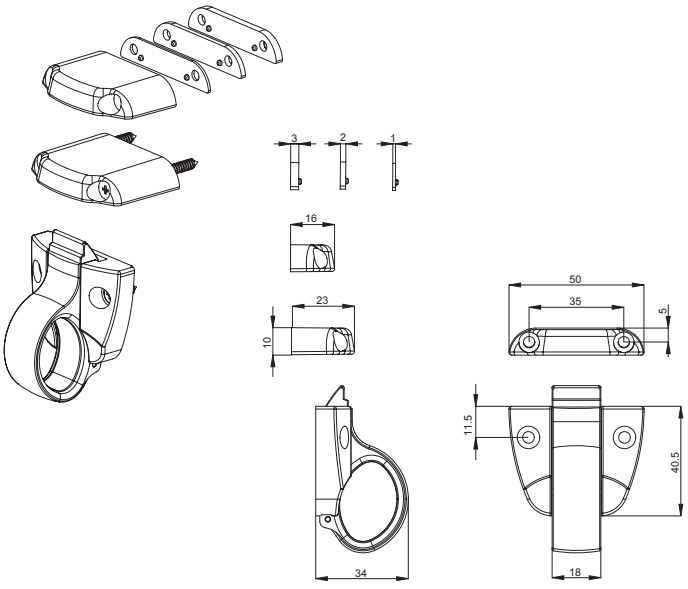

DESCRIZIONE *DESCRIPTION*	ART.
Cricchetto in nylon con riscontro per sormonto, +7mm *Nylon catch with counterplate for overlapped profiles, + 7mm*	1502.2

CRICCHETTI UNIVERSALI

1D

Cricchetti universali | Universal catches
Cliquets universels | Golpetes universales

Art. 1531: corpo, gancio e riscontro in alluminio estruso; spessori in nylon; viti di fissaggio Ø 3.5 TSC CR in acciaio zincato; molla elicoidale in acciaio temprato.

Art. 1531: extruded aluminum body. hook and plate; nylon thickness; galvanized steel Ø 3.5 TSPC CR mounting screws; tempered steel coil spring.

Art. 1531: corps, crochet et gâche en aluminium extrudé; cales en nylon; vis de fixation Ø 3.5 TSC CR en acier zingué; ressort hélicoïdal en acier trempé.

Art. 1531: cuerpo, gancho y cerradero de aluminio extruido; epsesores de nylon; tornillos de fijación Ø 3.5 TSC CR de acero galvanizado; muelle helicoidal de acero templado.



ART.	1531			
Imballo | Package | Conditionnement | Embalaje	100 PZ			
Finiture disponibili | Available finishes Finitions disponibles | Acabados disponibles	1	2	3	4

Art. 1531

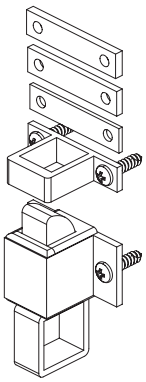

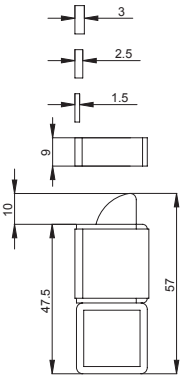

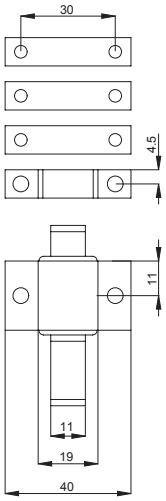

MULTICOLOR
CRICCHETTO REGOLABILE

1D

Cricchetto regolabile | Adjustable catch
Cliquet reglable | Golpete regulable



Corpo in alluminio estruso, base di appoggio, incontri in nylon, viti autoforanti in acciaio inox.

Aluminum extruded body, nylon junction and support base, stainless steel self-drilling screws.

Corps en aluminium extrudé, base de soutien, gâches en nylon, vis autoforeuses en acier inox.

Cuerpo de aluminio extruido, base de apoyo, cerraderos de nylon, tornillos autoperforantes de acero inox.

ART.	1503.1			
Imballo | Package | Conditionnement | Embalaje	20 PZ			
Finiture disponibili | Available finishes Finitions disponibles | Acabados disponibles	1	2	3	4

Art. 1503.1

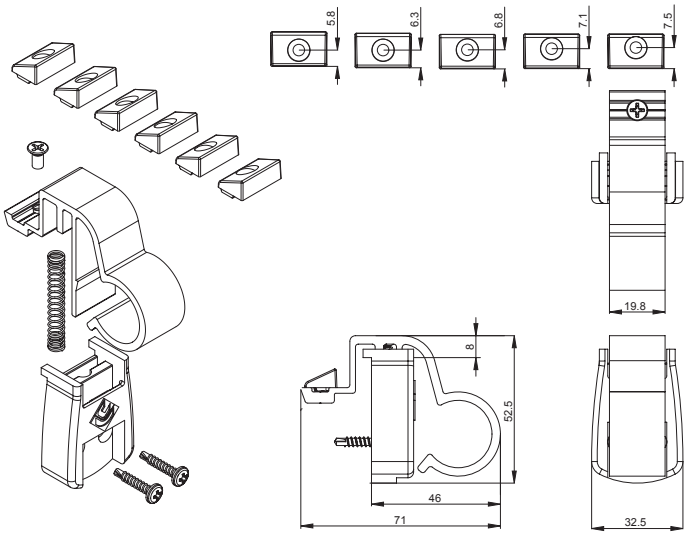

ART.	NODO *SECTION*
1503.1	A01 - A05

CONFIGURAZIONI
CONFIGURATION CHART

VASISTAS | *BOTTOM HUNG*

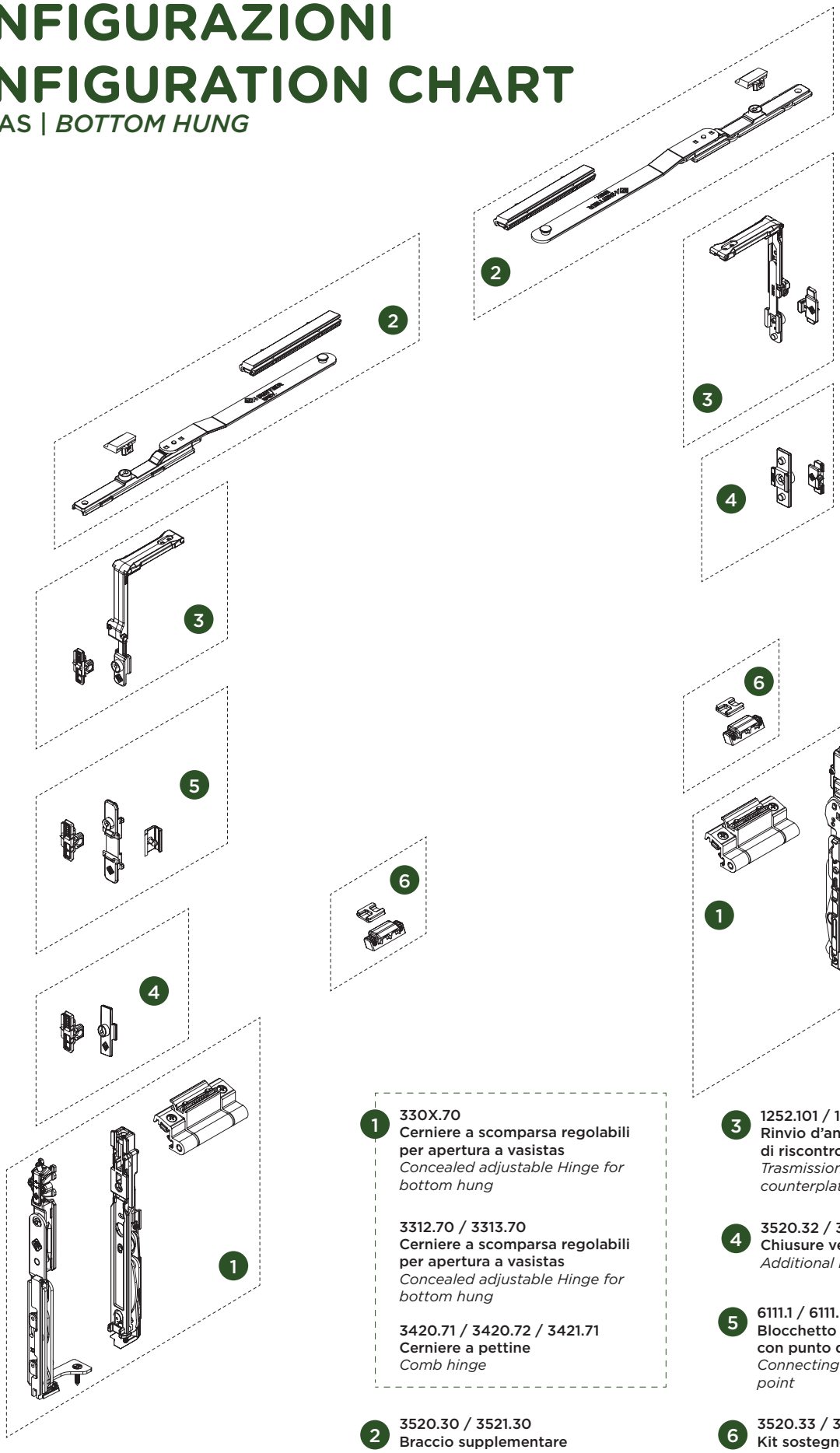

1 **330X.70**
Cerniere a scomparsa regolabili per apertura a vasistas
Concealed adjustable Hinge for bottom hung

3312.70 / 3313.70
Cerniere a scomparsa regolabili per apertura a vasistas
Concealed adjustable Hinge for bottom hung

3420.71 / 3420.72 / 3421.71
Cerniere a pettine
Comb hinge

2 **3520.30 / 3521.30**
Braccio supplementare
Additional arm

3 **1252.101 / 1252.131**
Rinvio d'angolo completo di riscontro
Trasmission corner with counterplate

4 **3520.32 / 3421.32**
Chiusure verticali supplementari
Additional locking points

5 **6111.1 / 6111.6**
Blocchetto di collegamento con punto di chiusura
Connecting block with locking point

6 **3520.33 / 3521.33**
Kit sostegno anta
Shutter support kit

CERNIERA A PETTINE IN ALLUMINIO ESTRUSO

Cerniera a pettine in alluminio estruso | Comb hinge in extruded aluminium | Paumelle a peigne en aluminium extrudé | Bisagras de tres alas de aluminio extruido



Cerniera lato telaio e lato anta in alluminio estruso, piastrine in zama, boccole e tappini in nylon, viti e perno in acciaio inox.

Frame side and shutter side in extruded aluminum, zamak plates, nylon bushings and caps, stainless steel screws and pin.

Paumelle côté dormant et côté ouvrant en aluminium extrudé, plaques en zamak, bagues et bouchons en nylon, vis et pivot en acier inox.

Bisagra del lado del marco y de la hoja de aluminio extruido, placas de zamac, casquillos y tapones de nylon, tornillos y pernio de acero inox.

ART.	3420.71 | 3420.72 3421.71			
Imballo | Package | Conditionnement | Embalaje	10 PZ			
Finiture disponibili | Available finishes Finitions disponibles | Acabados disponibles	1	2	3	4

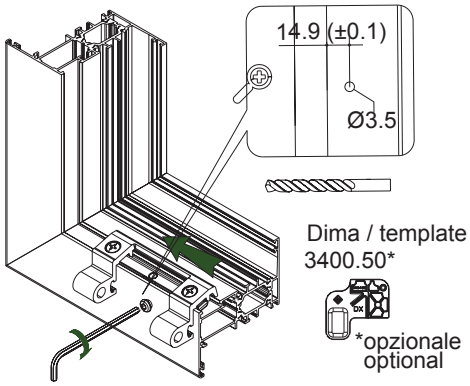

Art. 3420.71 | 3421.71 | 3420.72

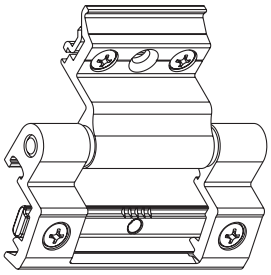

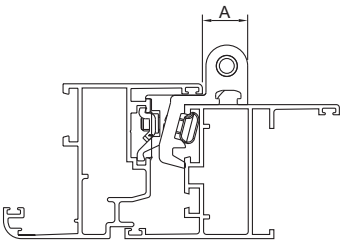

DESCRIZIONE *DESCRIPTION*	ART	NODO *SECTION*	A
Cerniera a pettine in alluminio estruso Comb hinge in extruded aluminium	3420.71	A03	15
Cerniera a pettine in alluminio estruso Comb hinge in extruded aluminium	3420.72	A01 - A05	15
Cerniera a pettine in alluminio estruso Comb hinge in extruded aluminium	3421.71	A08	15

VASISTAS PESANTE
HEAVY BOTTOM HINGE WINDOW

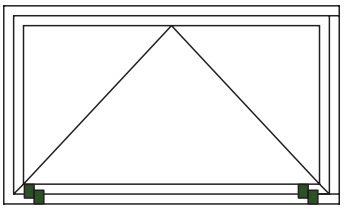

Art. 352X.33
Kit sostegno anta
Shutter support kit

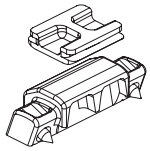

H \ L	500	1100	1600	2000
2000	90%	100%	100%	100%
1600	75%	100%	100%	100%
1100	75%	100%	100%	90%
500	60%	60%	75%	100%

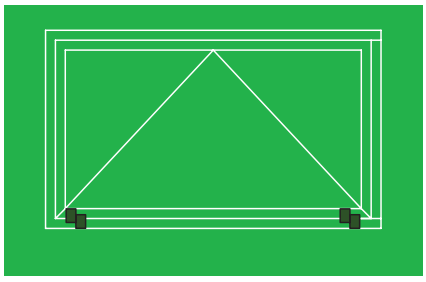

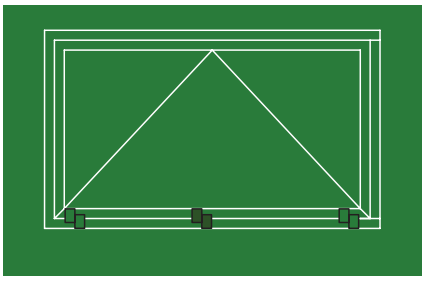

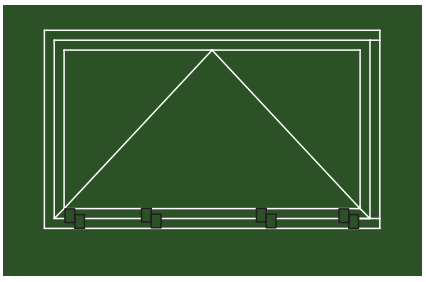

ART.	*	PORTATA *LOAD CAPACITY*
3420.71 3420.72	+	100% = 200 Kg
3421.71	+	100% = 140 Kg

* OBBLIGATORIO
MANDATORY

CONFIGURAZIONE VASISTAS - CE

BOTTOM HUNG CONFIGURATION CHART - CE GROOVE

2000

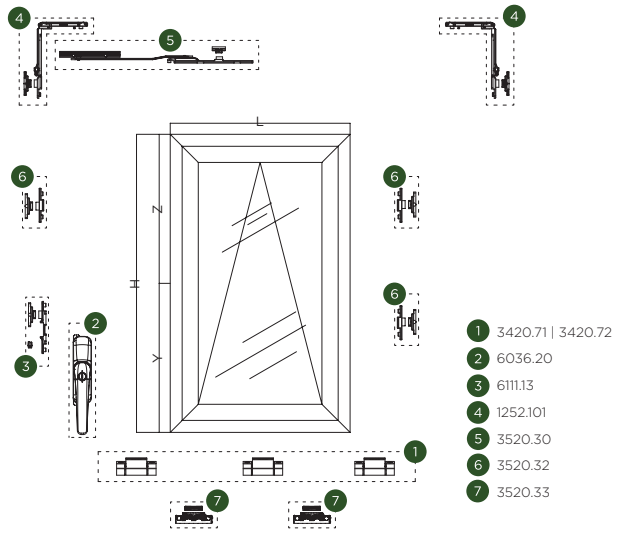

1. 3420.71 | 3420.72
2. 6036.20
3. 6111.13
4. 1252.101
5. 3520.30
6. 3520.32
7. 3520.33

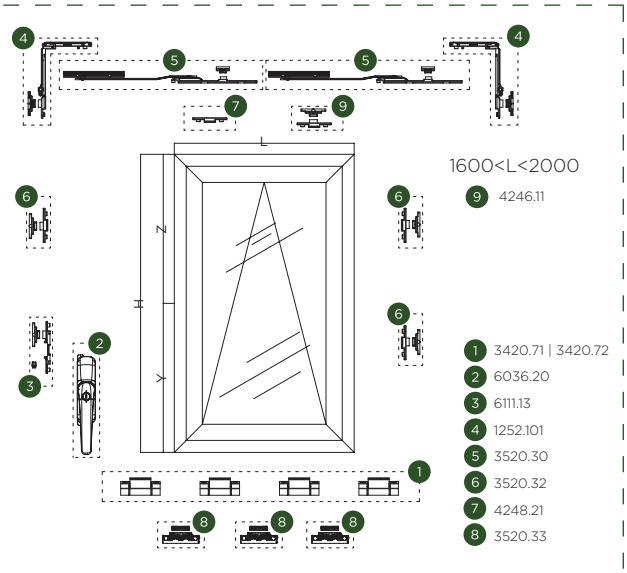

1600<L<2000

9. 4246.11

1. 3420.71 | 3420.72
2. 6036.20
3. 6111.13
4. 1252.101
5. 3520.30
6. 3520.32
7. 4248.21
8. 3520.33

1600

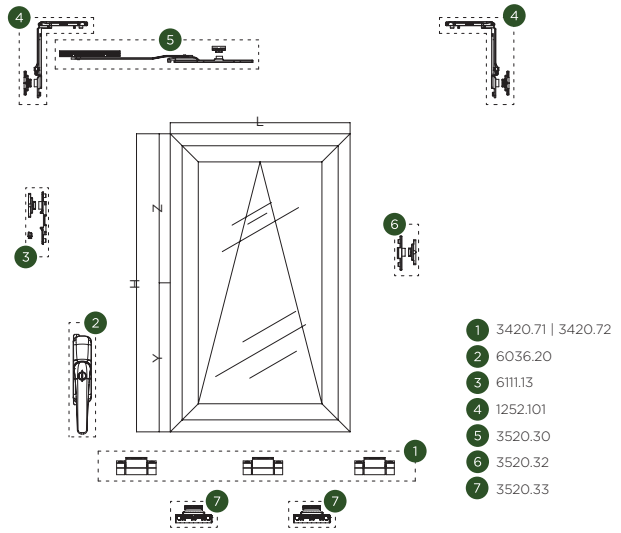

1. 3420.71 | 3420.72
2. 6036.20
3. 6111.13
4. 1252.101
5. 3520.30
6. 3520.32
7. 3520.33

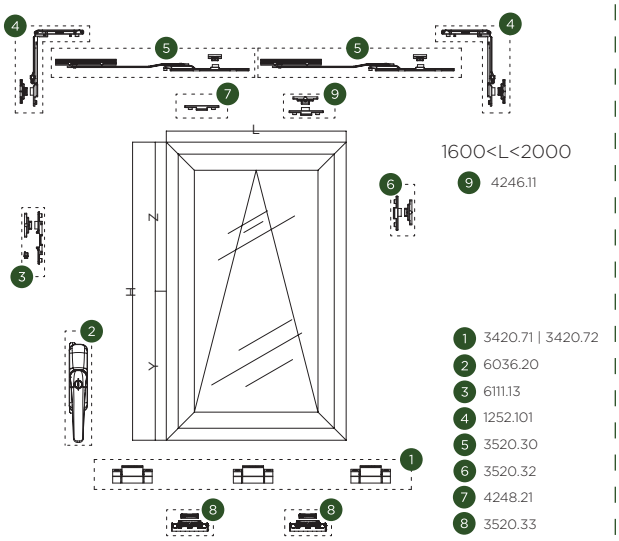

1600<L<2000

9. 4246.11

1. 3420.71 | 3420.72
2. 6036.20
3. 6111.13
4. 1252.101
5. 3520.30
6. 3520.32
7. 4248.21
8. 3520.33

1100

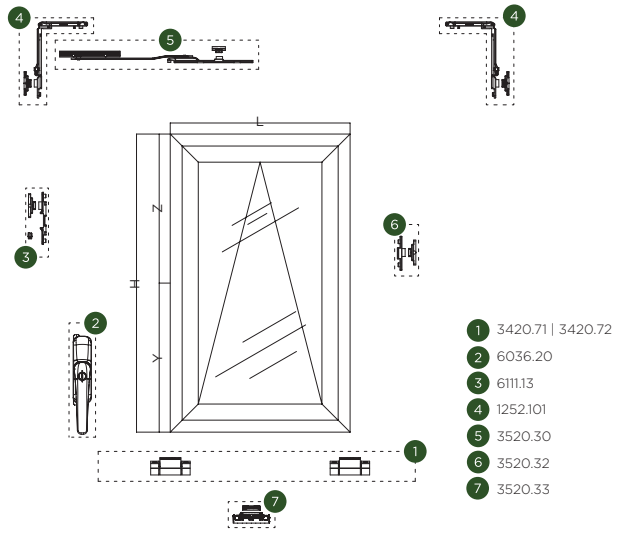

1. 3420.71 | 3420.72
2. 6036.20
3. 6111.13
4. 1252.101
5. 3520.30
6. 3520.32
7. 3520.33

H>800mm

510

520 1100 2000

CONFIGURAZIONE VASISTAS - R40

BOTTOM HUNG CONFIGURATION CHART - R40 GROOVE

2000

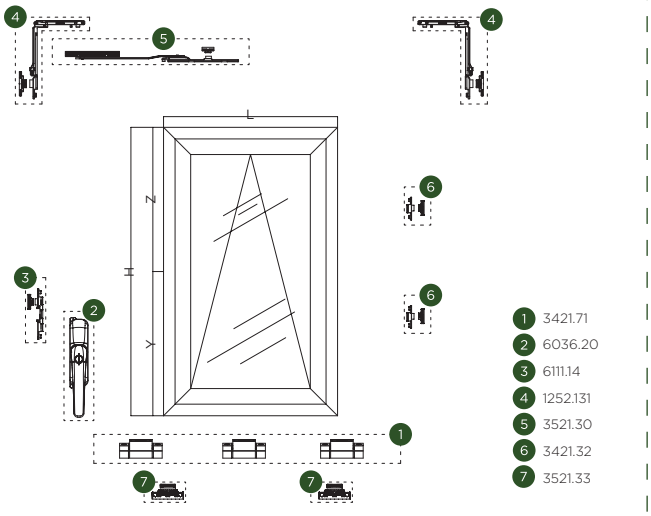

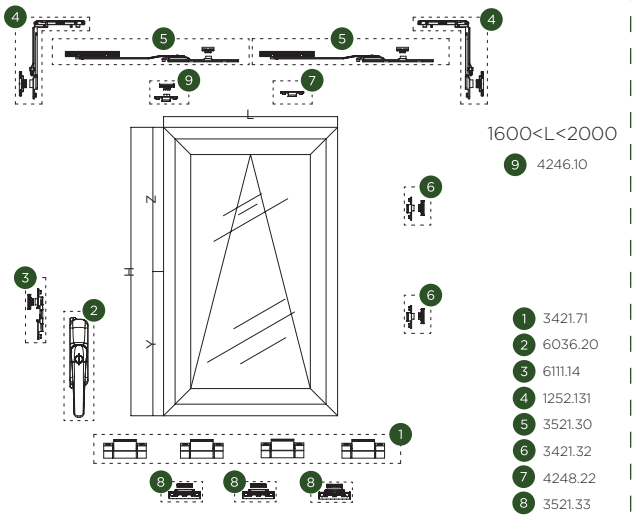

1600

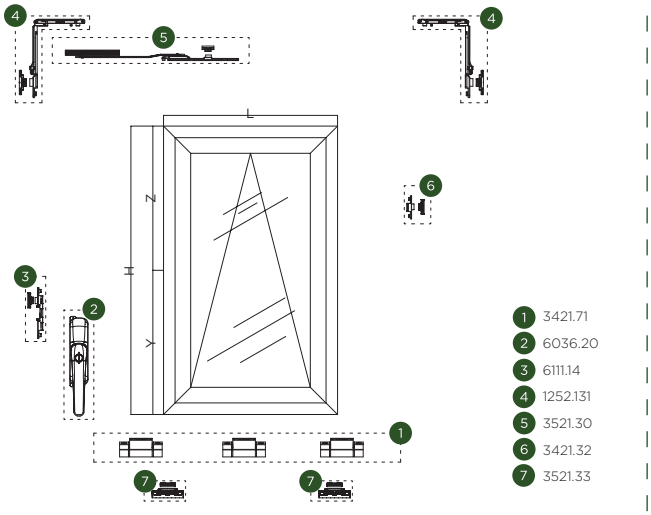

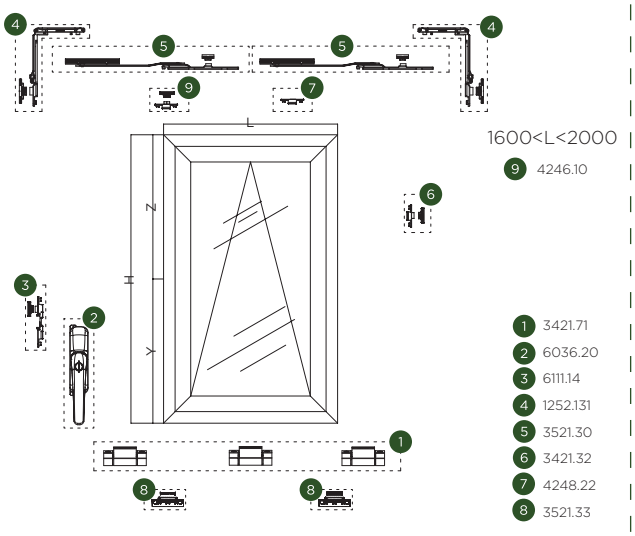

1100

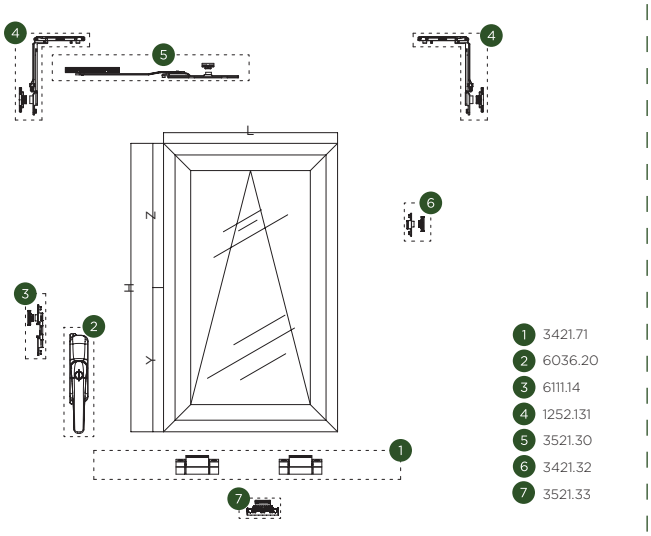

H>800mm

510

520 1100 2000

WEEN HIDE 110

KIT CERNIERE VASISTAS

BREVETTATO PATENTED | 2D | 2,5 | 3

Cerniere a scomparsa regolabili per apertura a vasistas | Concealed adjustable hinges for transom opening | Paumelle invisible reglable pour vasistas | Bisagra ocultada para basculante



Leve in acciaio, corpo di regolazione in zama.
Portata massima: 120 Kg

Stainless steel levers, fixing-set zamak body. Load: 120 kgs

Levier en acier, corps de regulation en zamac.
Portée: 120 kgs

Levas en acero, cuerpo de regulación de zamac.
Soporta hasta: 120 kgs.

ART.	3312.70 3311.70			
Imballo | Package | Conditionnement | Embalaje	5 Pz			
Finiture disponibili | Available finishes Finitions disponibles | Acabados disponibles	1	2	3	4

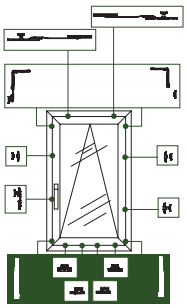

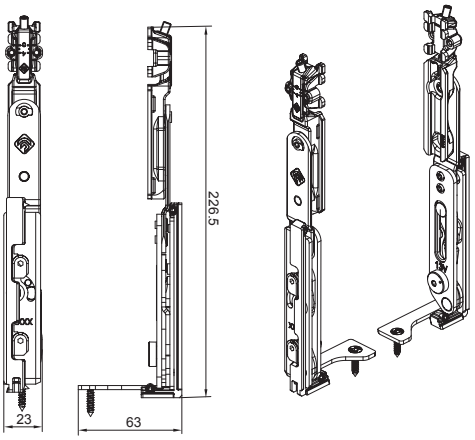

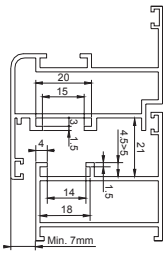

ART.	NODO *SECTION*
3312.70	A01 - A20 - A21 - A22
3311.70	A03

INDICAZIONI DI MONTAGGIO | MOUNTING PHASE

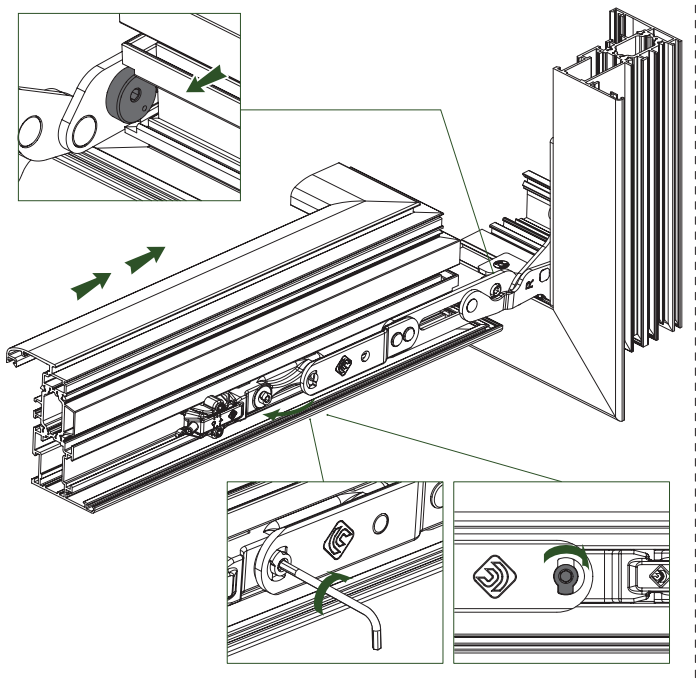

REGOLAZIONI | *ADJUSTEMENT*

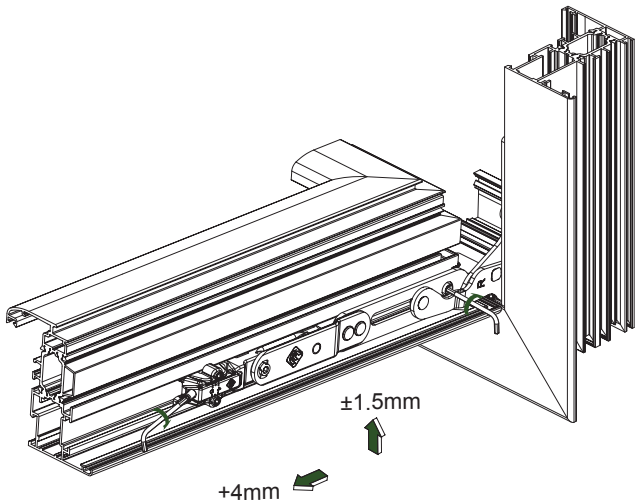

CONFIGURAZIONE VASISTAS - HIDE 110

BOTTOM HUNG CONFIGURATION CHART - HIDE 110

2000

1600

1100

510

520

1100

2000

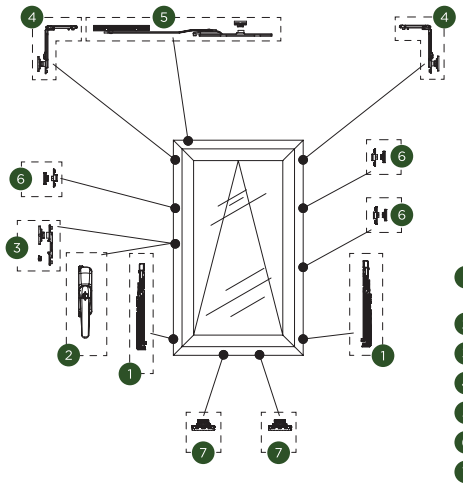

1 3312.70 3311.70
2 6063.20
3 6111.13
4 1252.101
5 3520.30
6 3520.32
7 3520.33

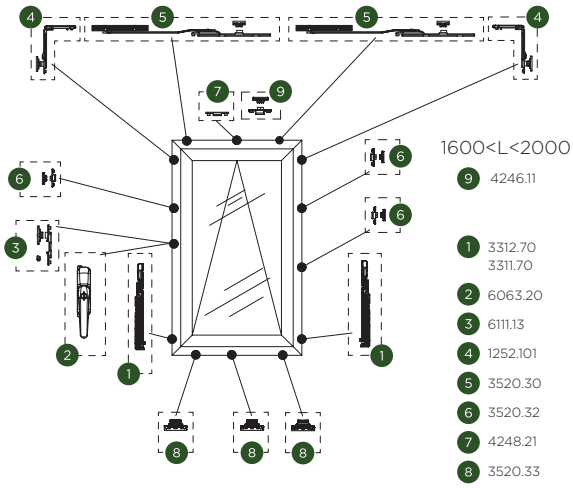

1600<L<2000
9 4246.11

1 3312.70 3311.70
2 6063.20
3 6111.13
4 1252.101
5 3520.30
6 3520.32
7 4248.21
8 3520.33

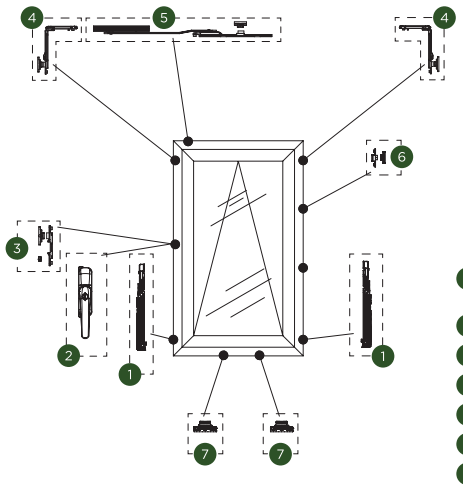

1 3312.70 3311.70
2 6063.20
3 6111.13
4 1252.101
5 3520.30
6 3520.32
7 3520.33

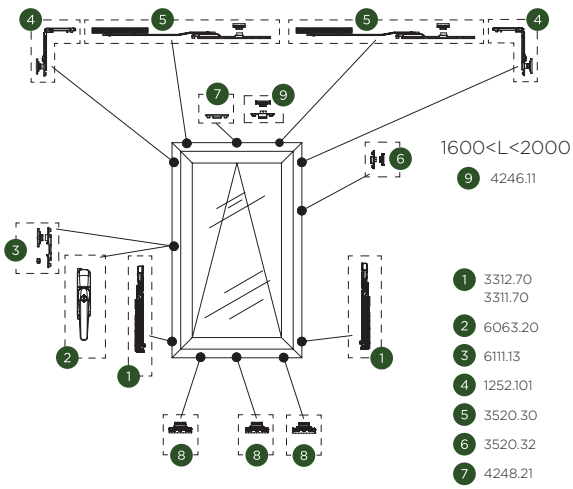

1600<L<2000
9 4246.11

1 3312.70 3311.70
2 6063.20
3 6111.13
4 1252.101
5 3520.30
6 3520.32
7 4248.21
8 3520.33

H>800mm

WEEN HIDE 110 ERRE

KIT CERNIERE VASISTAS

BREVETTATO PATENTED | 2D | 2,5 | 3

Cerniere a scomparsa regolabili per apertura a vasistas | Concealed adjustable hinges for transom opening | Paumelle invisible reglable pour vasistas | Bisagra ocultada para basculante



Leve in acciaio, corpo di regolazione in zama.
Portata massima:
110 Kg

Stainless steel levers, fixing-set zamak body.
Load: 110 kgs

Levier en acier, corps de regulation en zamac.
Portée: 110 kgs.

Levas en acero, cuerpo de regulación de zamac.
Soporta hasta: 110 kgs.

ART.	3313.70			
Imballo | Package | Conditionnement | Embalaje	5 Pz			
Finiture disponibili | Available finishes Finitions disponibles | Acabados disponibles	1	2	3	4

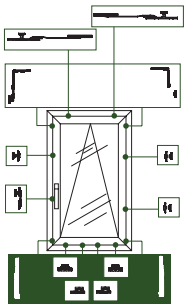

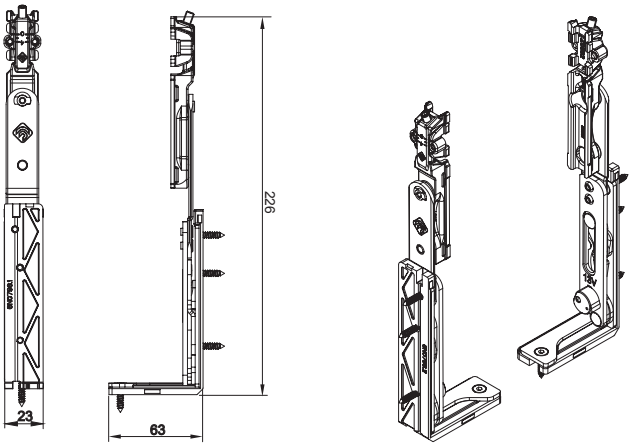

INDICAZIONI DI MONTAGGIO | MOUNTING PHASE

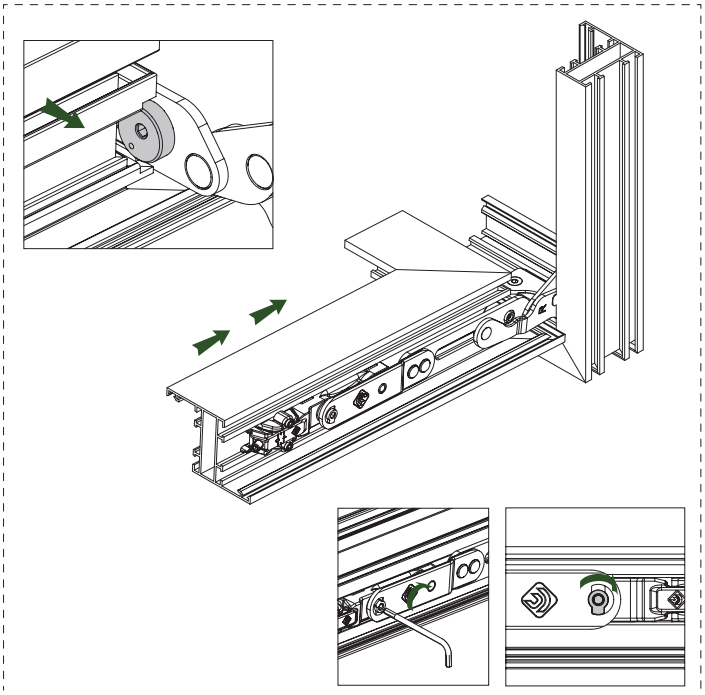

REGOLAZIONI | *ADJUSTEMENT*

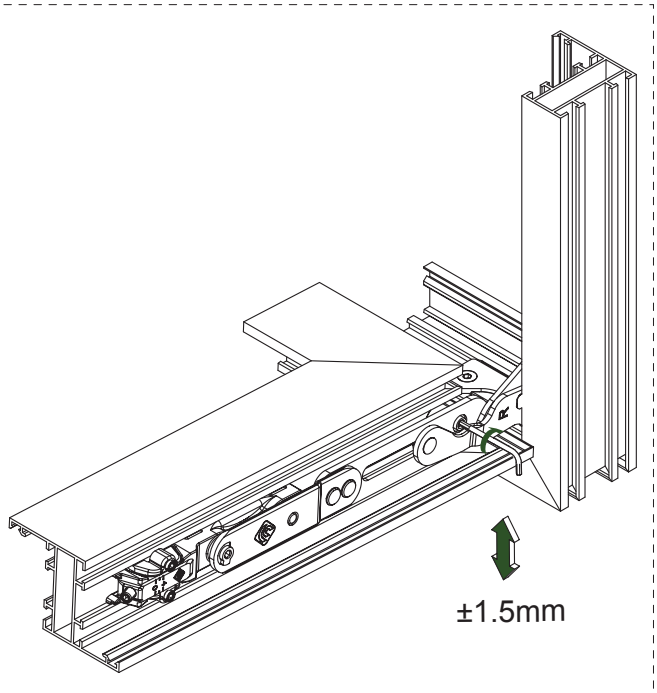

CONFIGURAZIONE VASISTAS - HIDE 110 ERRE

BOTTOM HUNG CONFIGURATION CHART - HIDE 110 ERRE

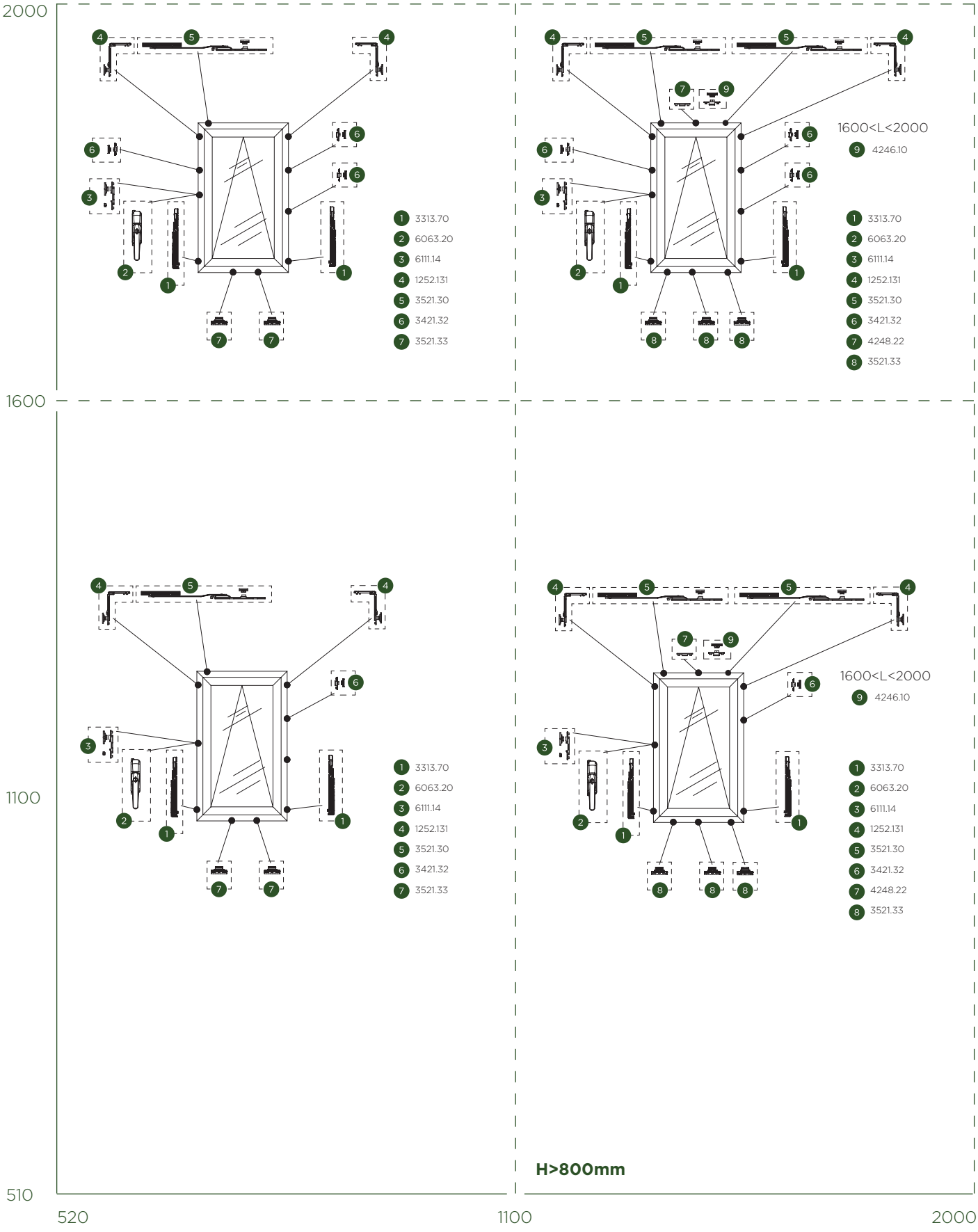

WEEN HIDE 180

KIT CERNIERE VASISTAS

2D T10 T25

Cerniere a scomparsa regolabili per apertura a vasistas | Concealed adjustable hinges for transom opening | Paumelle invisible reglable pour vasistas | Bisagra ocultada para basculante



Leve e pioli in acciaio inox, supporto e corpo di regolazione in zama. Portata massima: 130 Kg

Lever and rods in stainless steel, support and adjustment body in zamak.. Maximum capacity: 130 Kg

Levers et pion en acier inox, support et corps de réglage en zamak. Charge maximale: 130 Kg

Palancas y ganchos en acero inoxidable, soporte y cuerpo de ajuste en zamac. Capacidad máxima: 130 Kg

ART.	3304.70 3303.70			
Imballo | Package | Conditionnement | Embalaje	5 Pz			
Finiture disponibili | Available finishes Finitions disponibles | Acabados disponibles	1	2	3	4

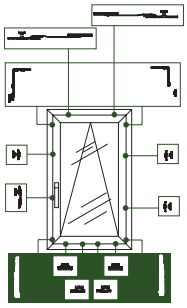

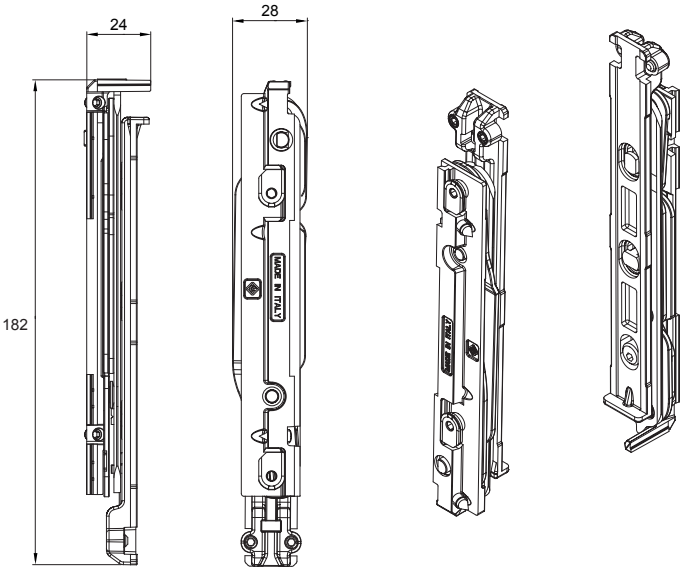

Art.	Nodo *Section*
3304.70	A01 - A05
3303.70	A03

INDICAZIONI DI MONTAGGIO | MOUNTING PHASE

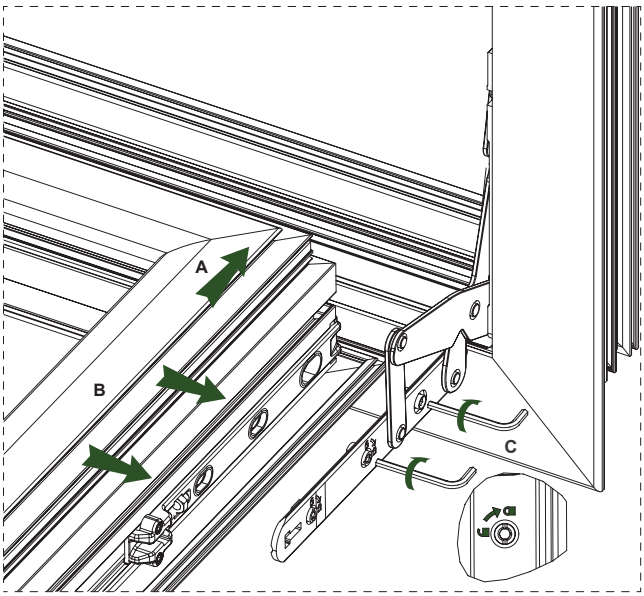

REGOLAZIONI | *ADJUSTEMENT*

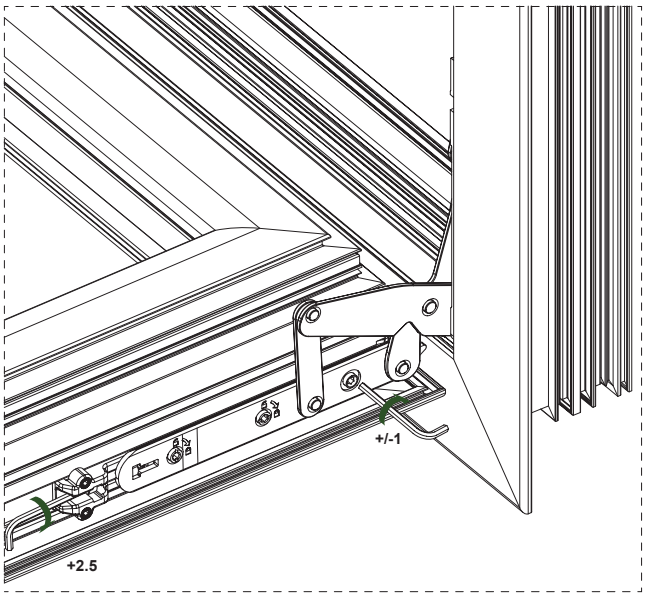

CONFIGURAZIONE VASISTAS - HIDE 180

BOTTOM HUNG CONFIGURATION CHART - HIDE 180

2000

1600

1100

510

520

1100

2000

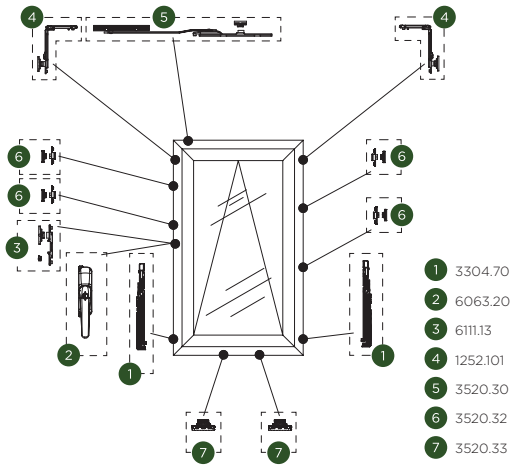

1 3304.70
2 6063.20
3 6111.13
4 1252.101
5 3520.30
6 3520.32
7 3520.33

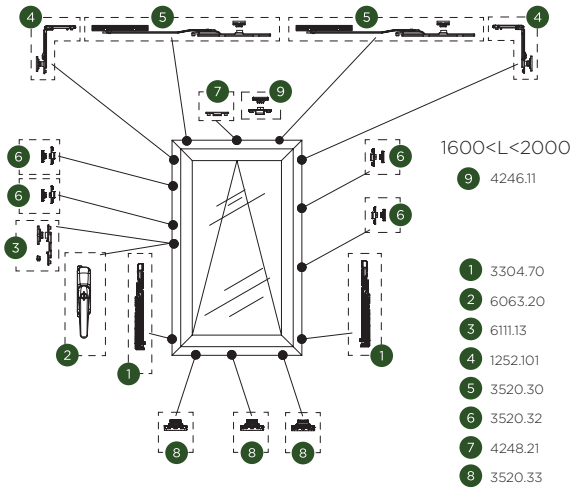

1600<L<2000
9 4246.11

1 3304.70
2 6063.20
3 6111.13
4 1252.101
5 3520.30
6 3520.32
7 4248.21
8 3520.33

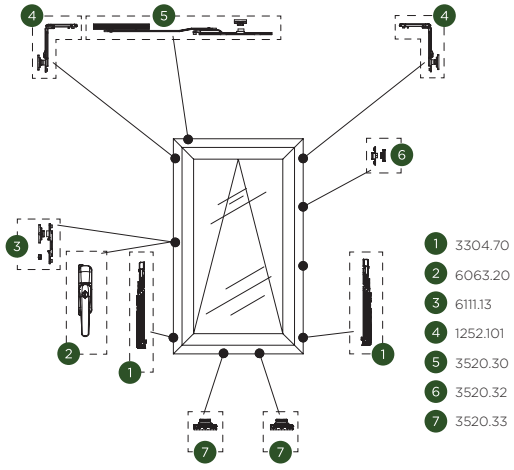

1 3304.70
2 6063.20
3 6111.13
4 1252.101
5 3520.30
6 3520.32
7 3520.33

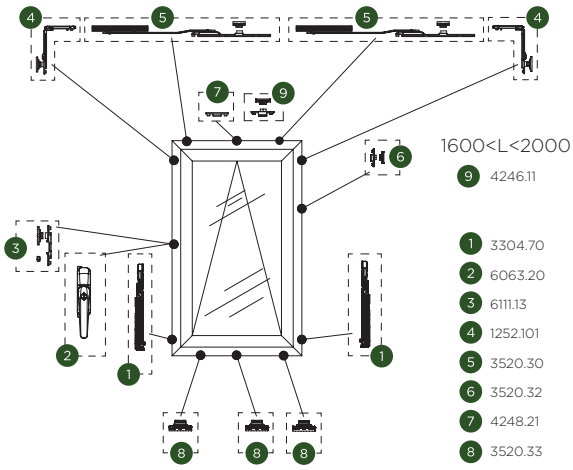

1600<L<2000
9 4246.11

1 3304.70
2 6063.20
3 6111.13
4 1252.101
5 3520.30
6 3520.32
7 4248.21
8 3520.33

H>800mm

EMPIRE

CERNIERE A COMPASSO PER FACCIATA CONTINUA

Cerniere a compasso per facciata continua | Stay hinge for curtain wall Compas pour murs-rideaux | Compases para muro cortina



Cerniere in acciaio inox AISI 304 con pattino di frizionamento rivestito in nylon autolubrificante, regolatore di posizionamento in zama.

Hinge in AISI 304 stainless steel with friction shoe covered in self-lubricating nylon, zamak position regulator.

Charnières en acier inox AISI 304 avec patin de friction revêtu en nylon autolubrifiant, régulateur de position en zamak.

Bisagras de acero inox AISI 304 con cojinete de fricción revestido en nylon autolubricante, regulador de posicionamiento de zamac.

ART.	Tutti | All | Tous | Todos			
Imballo | Package | Conditionnement | Embalaje	5 Cp			
Finiture disponibili | Available finishes Finitions disponibles | Acabados disponibles	1	2	3	4

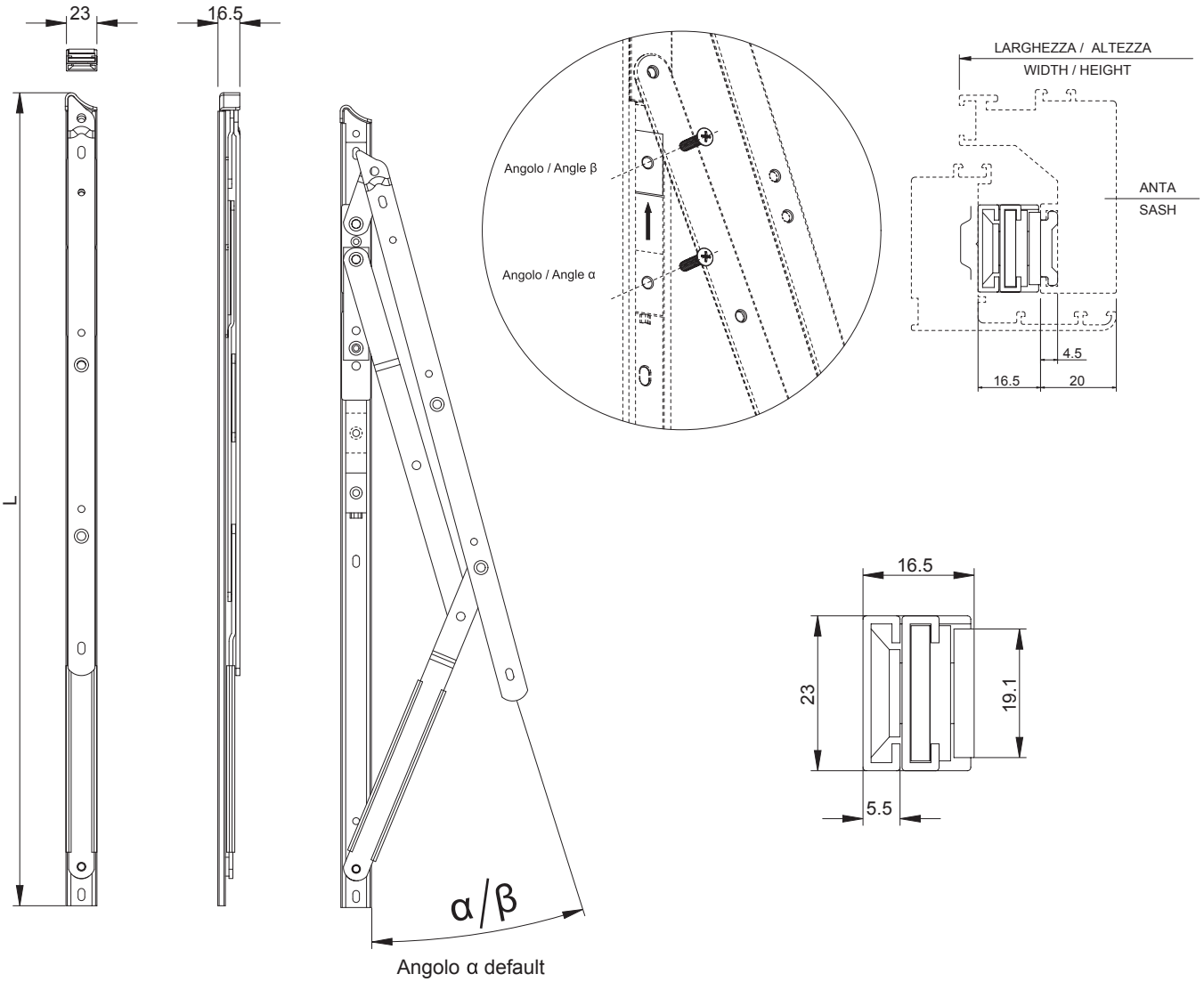

SELEZIONE DEL COMPASSO IN FUNZIONE DELLE DIMENSIONI DELLA FACCIAITA
STAY HINGE SELECTION FOR FACADE DIMENSION

ART.	L		ALTEZZA ANTA (MM) *HEIGHT SASH (MM)*	LARGHEZZA ANTA (MM) *WIDTH SASH (MM)*	ANGOLI DI APERTURA *OPENING ANGLE*			PORTATA *LOAD CAPACITY*
	(INCH)	(MM)	MIN | MAX	MAX				
1206.28	28″	713	1800 | 2000	2000	α	20°	default	140
					β	10°	screw	148
1206.24	24″	599.5	1600 | 1800	1800	α	25°	default	120
					β	20°	screw	130
1206.22	22″	555.5	1600 | 1800	1800	α	30°	default	110
					β	20°	screw	125
1206.20	20″	509.5	1400 | 1600	1600	α	30°	default	100
					β	20°	screw	120
1206.18	18″	455.5	1200 | 1400	1500	α	35°	default	75
					β	25°	screw	105
1206.16	16″	410.5	1000 | 1200	1200	α	35°	default	65
					β	25°	screw	95
1206.14	14″	349.5	800 | 1000	1200	α	40°	default	50
					β	30°	screw	72
1206.12	12″	311	600 | 800	1200	α	40°	default	45
					β	30°	screw	65
1206.10	10°	260.5	450 | 600	1200	α	40°	default	35
					β	35°	screw	40

For load exciding the max load in the chart, contact tech support

VARIAZIONE DELLA PORTATA IN FUNZIONE DELL'ANGOLO DI APERTURA, CON E SENZA LIMITATORI
STAY HINGE LOAD CAPACITY WITH AND WITHOUT LIMITERS

Angolo di apertura *Opening Angle*	3°	8°	10°	15°	20°		
1206.28	Load 165 Kg	Load 155 Kg	Load 148 Kg	Load 143 Kg	Load 140 Kg		
					α		
Angolo di apertura *Opening Angle*	5°	10°	15°	20°	25°		
1206.24	Load 150 Kg	Load 145 Kg	Load 138 Kg	Load 130 Kg	Load 120 Kg		
				β	α		
Angolo di apertura *Opening Angle*	5°	10°	15°	20°	25°	30°	
1206.22	Load 145 Kg	Load 139 Kg	Load 132 Kg	Load 125 Kg	Load 118 Kg	Load 110 Kg	
				β		α	
Angolo di apertura *Opening Angle*	6°	10°	15°	20°	25°	30°	
1206.20	Load 140 Kg	Load 135 Kg	Load 128 Kg	Load 120 Kg	111 Kg	Load 100 Kg	
				β		α	
Angolo di apertura *Opening Angle*	7°	10°	15°	20°	25°	30°	35°
1206.18	Load 130 Kg	Load 128 Kg	Load 123 Kg	Load 116 Kg	Load 105 Kg	Load 91 Kg	Load 75 Kg
					β		α
Angolo di apertura *Opening Angle*	8°	15°	20°	25°	30°	35°	
1206.16	Load 115 Kg	Load 111 Kg	Load 105 Kg	Load 95 Kg	Load 82 Kg	Load 65 Kg	
				β		α	
Angolo di apertura *Opening Angle*	10°	15°	20°	25°	30°	35°	40°
1206.14	Load 95 Kg	Load 92 Kg	Load 87 Kg	Load 80 Kg	Load 72 Kg	Load 62 Kg	Load 50 Kg
					β		α
Angolo di apertura *Opening Angle*	10°	15°	20°	25°	30°	35°	40°
1206.12	Load 80 Kg	Load 79 Kg	Load 77 Kg	Load 72 Kg	Load 65 Kg	Load 56 Kg	Load 45 Kg
					β		α
Angolo di apertura *Opening Angle*	15°	20°	25°	30°	35°	40°	
1206.10	Load 55 Kg	Load 50 Kg	Load 47 Kg	Load 44 Kg	Load 40 Kg	Load 35 Kg	
					β	α	

Con braccio limitatore
With limitator arm

Con 1250
With 1250

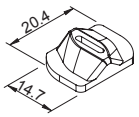

α Apertura massima
Max opening

β Apertura limitata con vite
Limited opening with screw

EMPIRE
REGOLATORE DI POSIZIONAMENTO

1D 4

Regolatore di posizionamento | Position regulator | Régulateur de position | Regulador de posición



Corpo in zama; vite di regolazione millimetrica in acciaio inox.

Body in zamak; adjustment screw stainless steel.

Corps en zamak; ajustement vis en acier inoxydable.

Cuerpo de zamak; ajuste de acero inoxidable tornillo.

ART.	1251.1			
Imballo | Package | Conditionnement | Embalaje	20 Cp			
Finiture disponibili | Available finishes Finitions disponibles | Acabados disponibles	1	2	3	4

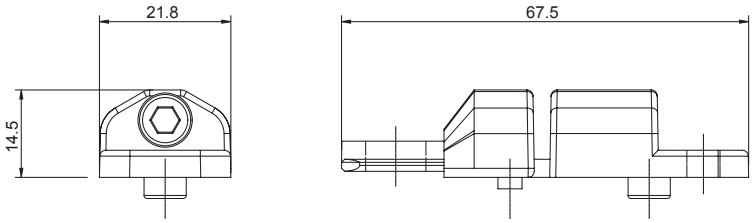

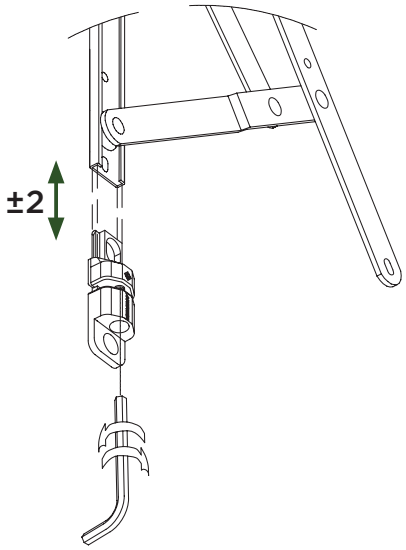

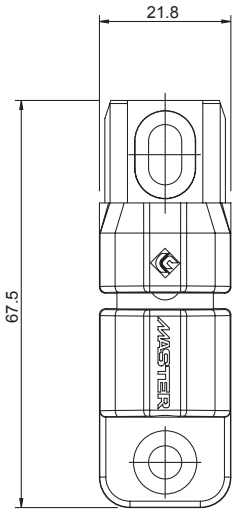

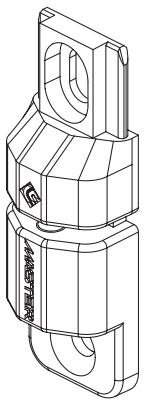

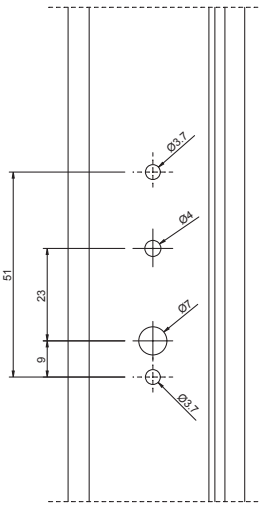

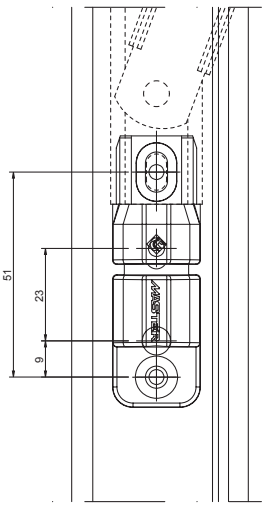

EMPIRE

BRACCIO LIMITATORE TELESCOPICO A SCATTO

Braccio limitatore telescopico a scatto | Telescopic limiter arm |
Bras tèlescopique limiteur d'overture | Compas limitador telescópica



Bracci in acciaio inox AISI 304.

AISI 304 stainless steel arms.

Bras en acier inox AISI 304.

Compases de acero inox AISI 304.

ART.	1204.8 | 1204.10 | 1204.12			
Imballo | Package | Conditionnement | Embalaje	5 Cp			
Finiture disponibili | Available finishes Finitions disponibles | Acabados disponibles	1	2	3	4

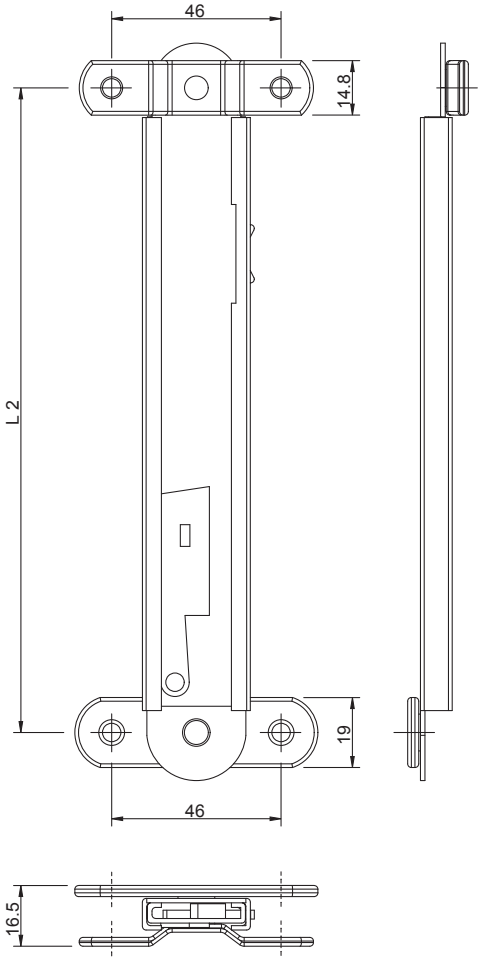

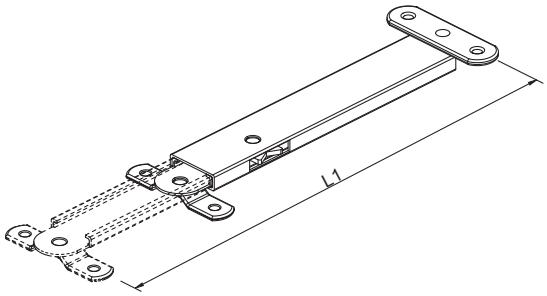

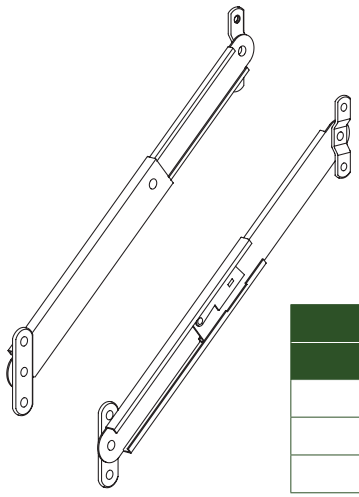

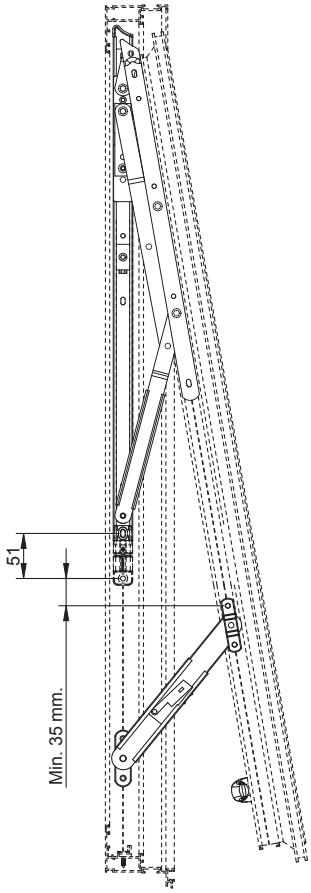

ART.	L1 (INCH)	L2 (MM)	L2 (MM)
1204.8	8"	205	150
1204.10	10"	255	175
1204.12	12"	305	200

EMPIRE

BRACCIO LIMITATORE DI APERTURA PER COMPASSI FRIZIONATO

1D 2,5



Braccio limitatore di apertura frizionato | Limiter for opening for curtain wall stay hinges | Bras limiteur d'ouverture pour compas murs-rideaux | Compás limitador frizionato

Bracci in acciaio inox AISI 304, blocchetto limitatore di apertura in delrin.

AISI 304 stainless steel arms, Delrin opening limit block.

Bras en acier inox AISI 304, bloc limiteur d'ouverture en delrin.

Compases de acero inox AISI 304, bloque limitador de apertura de delrin.

ART.	1205.3			
Imballo | Package | Conditionnement | Embalaje	20 Cp			
Finiture disponibili | Available finishes Finitions disponibles | Acabados disponibles	1	2	3	4

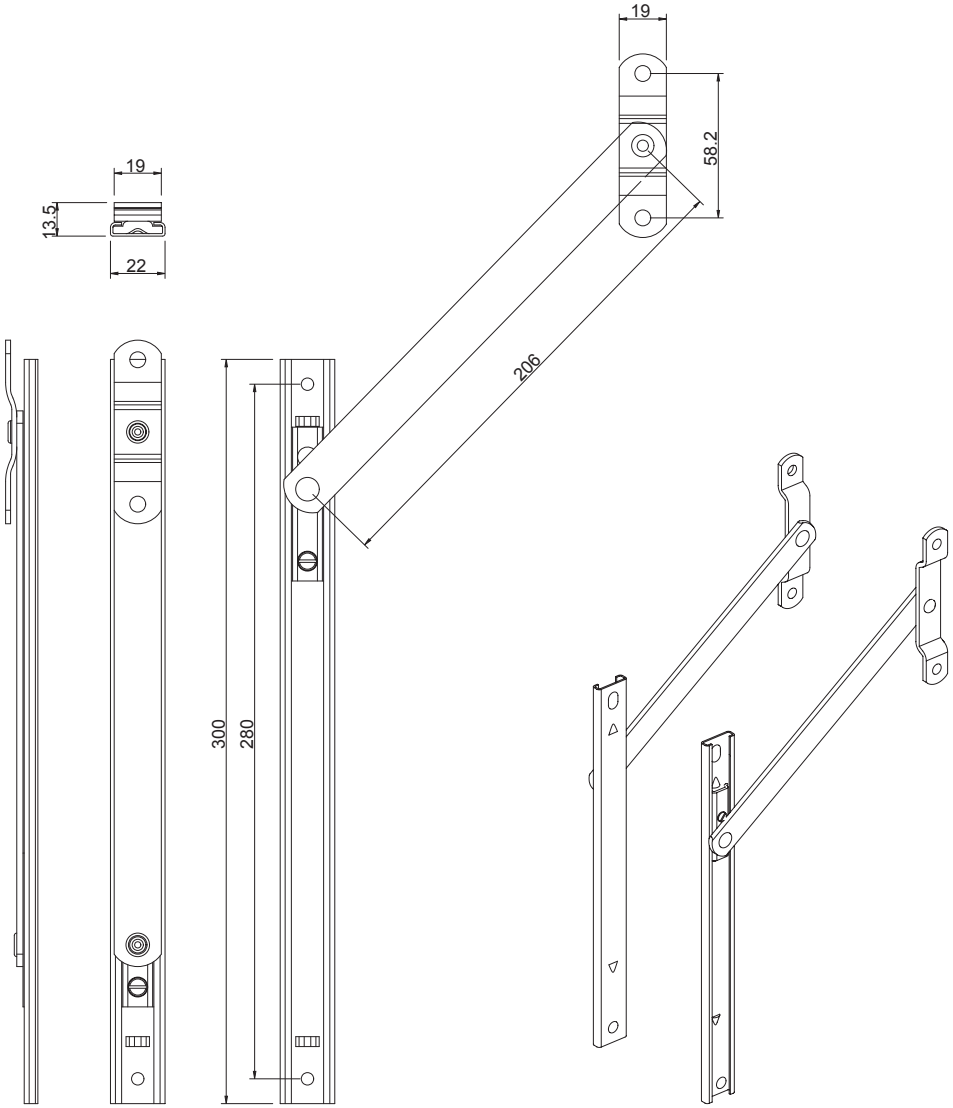

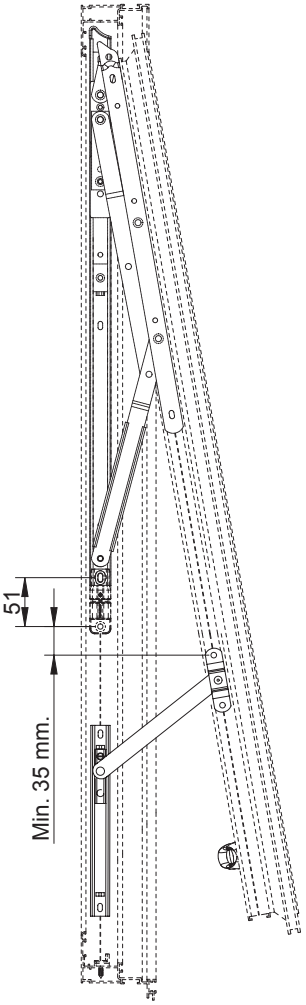

WEEN

BRACCIO LIMITATORE DI APERTURA CON CHIAVE DI SGANCIO

1D

Braccio limitatore di apertura con chiave di sgancio | Limiter for opening with release key | Bras limiteur d'ouverture avec clef a declic | Compás limitador de apertura con llave de desenganche



Bracci in acciaio inox AISI 304, blocchetto limitatore di apertura in delrin, chiave di sgancio in alluminio pressofuso.

AISI 304 stainless steel arms, Delrin opening limit block, die-cast aluminum release key.

Bras en acier inox AISI 304, bloc limiteur d'ouverture en delrin, clef à déclic en aluminium moulé sous pression.

Compases de acero inox AISI 304, bloque limitador de apertura de delrin, llave de desenganche de aluminio.

ART.	1203A.6 | 1203A.8 | 1203A.10				1203.1			
Imballo | Package | Conditionnement | Embalaje	5 Cp				10 PZ			
Finiture disponibili | Available finishes Finitions disponibles | Acabados disponibles	1	2	3	4	1	2	3	4

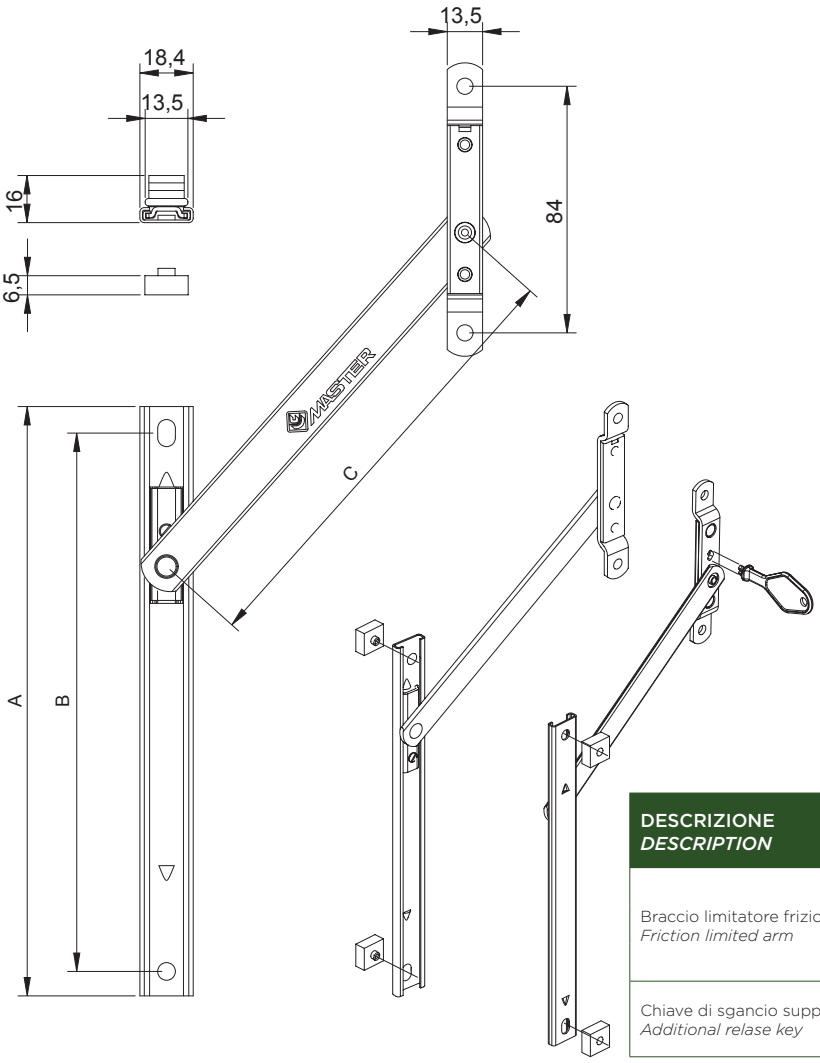

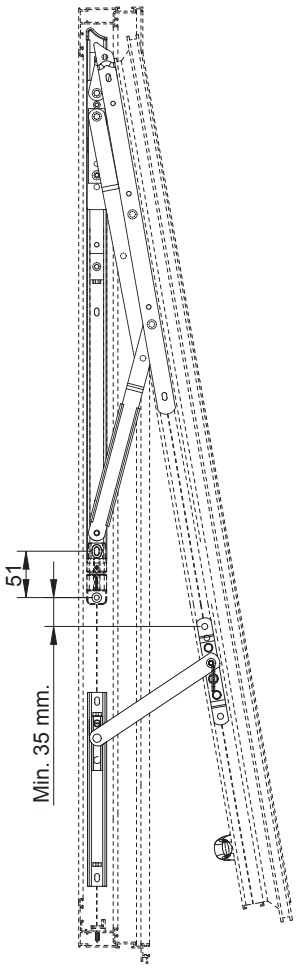

DESCRIZIONE *DESCRIPTION*	ART.	(INCH)	A (MM)	B (MM)	C (MM)	NODI *SECTION*
Braccio limitatore frizionato *Friction limited arm*	1203A.6	6"	150,5	131	85,4	A01
	1203A.8	8"	201	184	152	A01
	1203A.10	10"	254	236	180	A01
Chiave di sgancio supplementare *Additional relase key*	1203.1					A01

KARMA
CREMONESE MANICO DISASSATO

BREVETTATO PATENTED

Cremonese manico disassato | Offset handle cremone bolt
Crémone poignée décalée | Cremona mango descentrado



Cassa e manico alluminio pressofuso; cursore, pignone e copricassa in zama; guida e rondella di frizionamento in delrin; viti in acciaio zincato; viti di bloccaggio su profilo in acciaio inox.

body and handle in die-cast aluminium; rack and pinion, pinion and body cover in galvanized zamak; guide rail and friction washer in delrin; screws in galvanized steel; locking screws of the cremone bolt on stainless steel profile.

Caisse et poignée aluminium coulé ; crémaillères, pignon et couvre-caisse en zamac galvanisé ; guide et rondelle de friction en delrin ; vis en acier galvanisé ; vis de blocage de la crémone sur profil en acier inox.

Caja y mango de aluminio moldeado a presión; cremalleras, piñón y cubrecaja de zamak galvanizado; guía y arandela de fricción de delrin; tornillos de acero galvanizado; tornillos de bloqueo de la cremona en perfil de acero inoxidable.

ART.	6064.11D | 6064.11S 6064.1D | 6064.1S 6064.D | 6064.S			
Imballo | Package | Conditionnement | Embalaje	5 Pz			
Finiture disponibili | Available finishes Finitions disponibles | Acabados disponibles	1	2	3	4

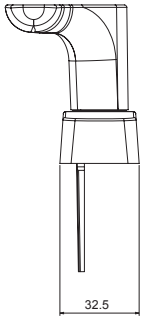

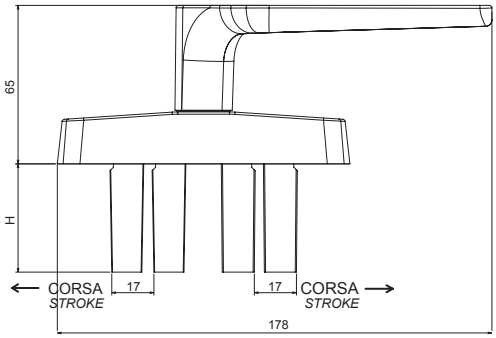

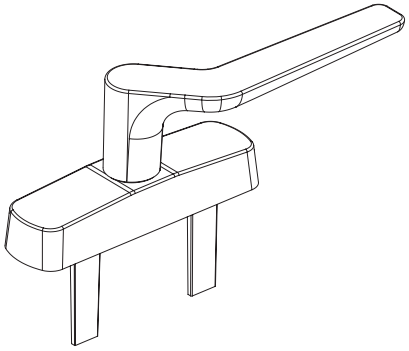

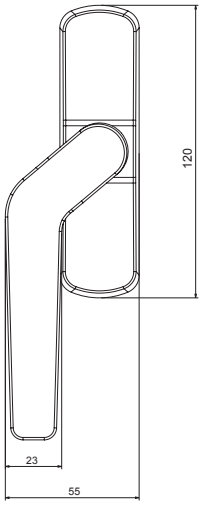

LAVORAZIONI
MACHINING

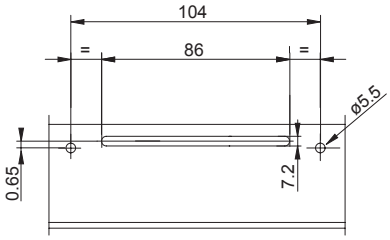

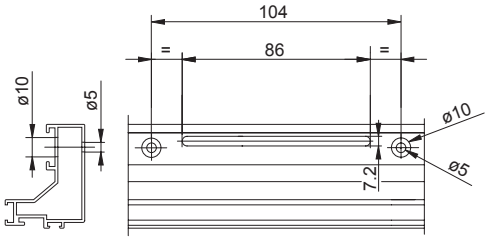

DESCRIZIONE *DESCRIPTION*	H	Art. DX *Art. Right*	Art. SX *Art. Left*
KARMA - Cremonese disassata manico disassato - 2 cursori *KARMA - Cremone bolt with cranck handle - 2 protrunding*	44 mm	6064.D	6064.S
KARMA - Cremonese disassata manico disassato - 2 cursori *KARMA - Cremone bolt with cranck handle - 2 protrunding*	24 mm	6064.1D	6064.1S
KARMA - Cremonese disassata manico disassato - 1 cursore *KARMA - Cremone bolt with cranck handle - 1 protrunding*	44 mm	6064.11D	6064.11S

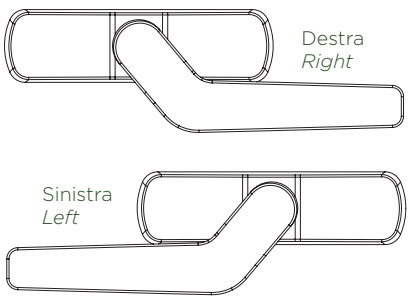

ITALIA
CREMONESI DISASSATE

BREVETTATO PATENTED

Cremonesi | Cremone bolts
Cremones | Cremonas



Cassa e manico alluminio pressofuso; cremagliere, pignone e copricassa in zama zincata; guida e rondella di frizionamento in delrin; viti in acciaio zincato; viti di bloccaggio della cremonese su profilo in acciaio inox.

Case and handle in die-cast aluminium; rack, pinion and cover in galvanized zamak; Delrin guide and friction washer; galvanized steel screws; screws for locking cremone bolts on profile in stainless steel.

Caisse et poignée en aluminium moulées sous pression; crémaillères, pignon et couvre-caisse en zamak zingué; guide et rondelle de friction en delrin; vis en acier zingué; vis de blocage de la crémone sur profilé en acier inox.

Caja y mango de aluminio de fundiciòn; cremalleras, piñón y cobertura de caja de zamac galvanizado; guía y arandela de fricción de delrin; tornillos de acero galvanizado; tornillos de bloqueo de la cremona sobre perfil de acero inox.

ART.	All			
Imballo | Package | Conditionnement | Embalaje	20 | 5 Pz			
Finiture disponibili | Available finishes Finitions disponibles | Acabados disponibles	1	2	3	4

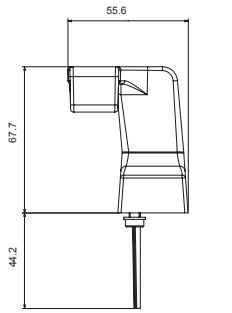

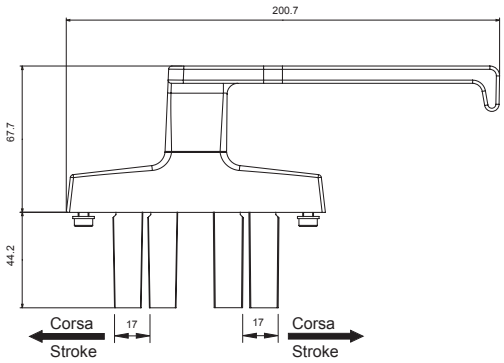

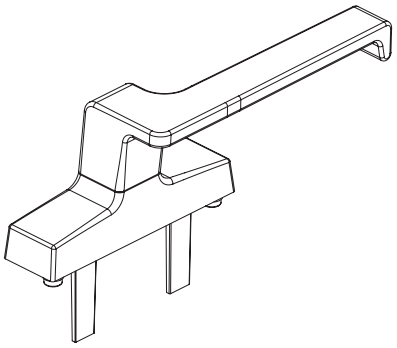

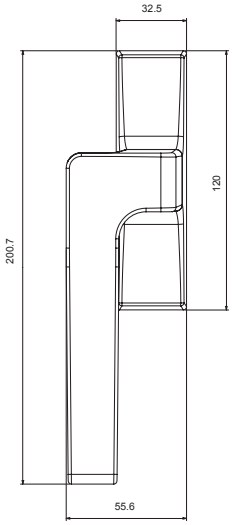

LAVORAZIONI
MACHINING

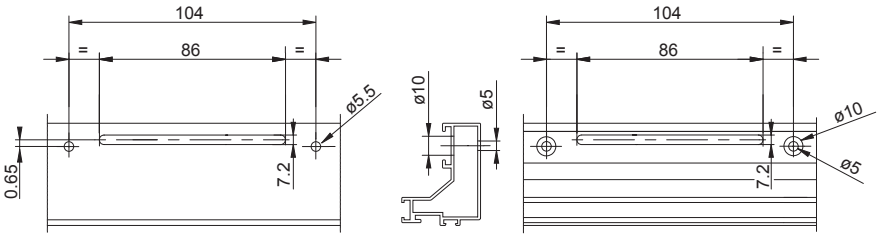

DESCRIZIONE *DESCRIPTION*	H	Art. DX Art. Right	Art. SX Art. Left
Cremonese Disassata ITALIA manico disassato - 2 cursori *"ITALIA" cremone bolt with crank handle - 2 protrunding*	44 mm	6007D	6007S
Cremonese Disassata ITALIA manico disassato - 2 cursori *"ITALIA" cremone bolt with crank handle - 2 protrunding*	24 mm	6007.1D	6007.1S
Cremonese Disassata ITALIA manico disassato - 1 cursore *"ITALIA" cremone bolt with crank handle - 1 protrunding*	44 mm	6007.11D	6007.11S

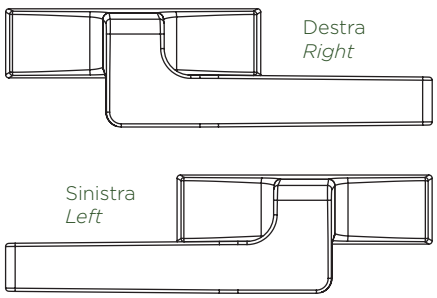

COMFORT
CREMONESE

Cremonesi | Cremone bolts
Cremones | Cremonas



Cassa e manico in alluminio pressofuso; cremagliere, pignone e copricassa in zama zincata; guida e rondella di frizionamento in delrin; viti in acciaio zincato; viti di bloccaggio della cremonese su profilo in acciaio inox.

Case and handle in die-cast aluminum; rack, pinion and cover in galvanized zamak; Delrin guide and friction washer; galvanized steel screws; screws for locking cremone bolts on profile in stainless steel.

Caisse et poignée en aluminium moulé sous pression; crémaillères, pignon et couvre-caisse en zamak zingué; guide et rondelle de friction en delrin; vis en acier zingué; vis de blocage de la crémone sur profilé en acier inox.

Caja y mango de aluminio fundido a presión; cremalleras, piñón y cobertura de caja de zamac galvanizado; guía y arandela de fricción de delrin; tornillos de acero galvanizado; tornillos de bloqueo de la cremona sobre perfil de acero inox.

ART.	6006 | 6006.1 | 6006.11 | 6006S | 6006.1S | 6006.11S			
Imballo | Package | Conditionnement | Embalaje	20 | 5 Pz			
Finiture disponibili | Available finishes Finitions disponibles | Acabados disponibles	1	2	3	4

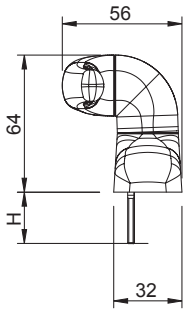

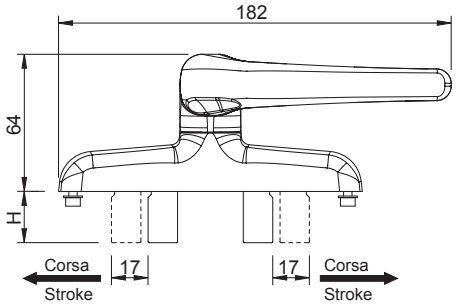

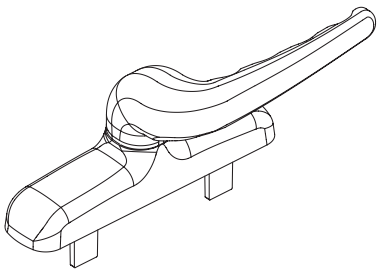

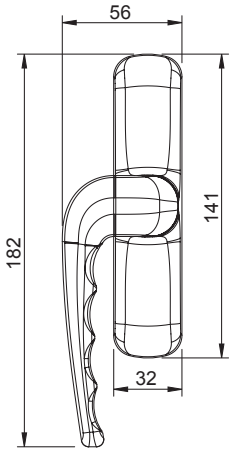

LAVORAZIONI
MACHINING

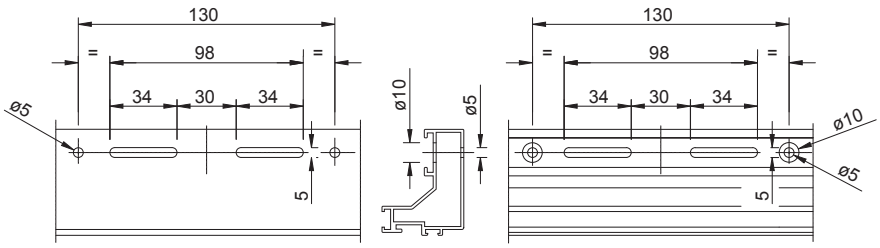

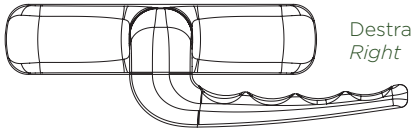

Destra
Right

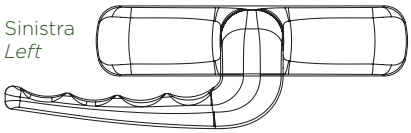

Sinistra
Left

DESCRIZIONE *DESCRIPTION*	H	Art. Destro *Art. Rigth*	Art. Sinistro *Art. Left*
Cremonese EMPIRE manico disassato - 2 cursori *EMPIRE cremone bolt with crank handle - 2 protruding sliders*	44 mm	6006	6006S
Cremonese EMPIRE manico disassato - 2 cursori *EMPIRE cremone bolt with crank handle - 2 protruding sliders*	24 mm	6006.1	6006.1S
Cremonese EMPIRE manico disassato - 1 cursore *EMPIRE cremone bolt with crank handle - 1 protruding slider*	44 mm	6006.11	6006.11S

EMPIRE
BLOCCHETTI FACCIATA

Blocchetto di collegamento | Connection element
Bloc de jonction | Bloqueo de unión



Blocchetto in zama; vite TSPCR M4x10 in acciaio inox.

Zamak block; stainless steel TSPCR M4x10 screw.

Bloc en zamak; vis TSPCR M4x10 en acier inox.

Bloqueo en zamac; tornillo TSPCR M4x10 en acero inoxidable.

ART.	6406.1			
Imballo | Package | Conditionnement | Embalaje	20 Cp			
Finiture disponibili | Available finishes Finitions disponibles | Acabados disponibles	1	2	3	4

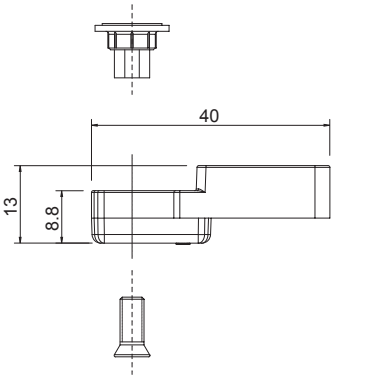

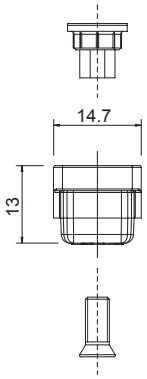

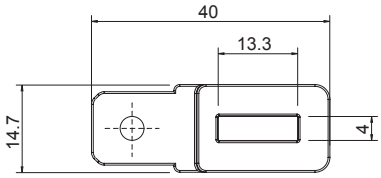

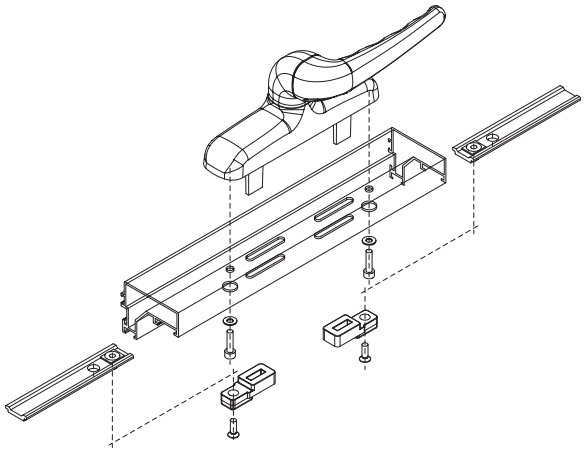

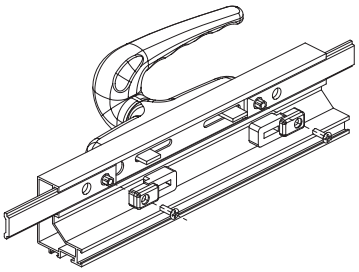

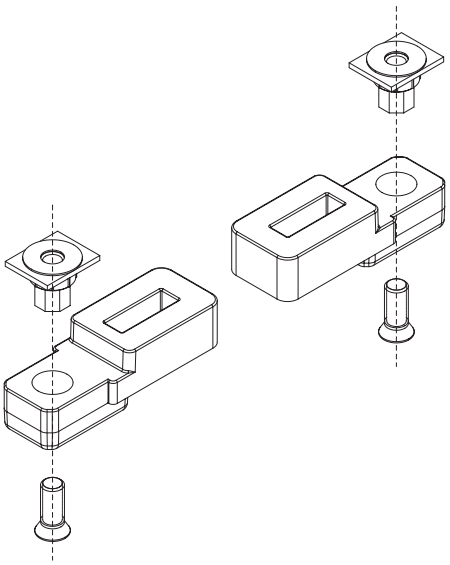

EMPIRE

MOVIMENTAZIONE BIDIREZIONALE FACCIATA

Movimentazione bidirezionale facciata | Bi-directional gearbox for curtain wall | Mouvement bi-directionnel pour façade | Mecanismo bidireccional para muro cortina



Cassa in POM; rotore in zama; Copricassa, cremagliere, pioli, viti, camme e dadi quadri in Acciaio inox.

Case in POM; Rotor in Zamak; Cover case, racks, pins, screws, cams and square nuts in stainless steel.

Caisse en POM; Rotor en zamak; couvre-caisse, crèmailléres, vis, cames et écrous carrés en acier inox.

Caja de POM; rotor de zamac; cobertura de la caja, cursores, pernios, tornillos, levas y tuercas cuadradas de acero inoxidable.

ART.	3633 - 3633S			
Imballo | Package | Conditionnement | Embalaje	20 Cp			
Finiture disponibili | Available finishes Finitions disponibles | Acabados disponibles	1	2	3	4

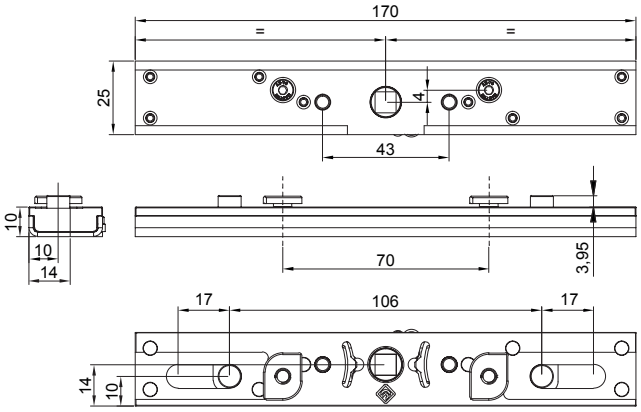

Art. 3633
Istruzioni di montaggio con maniglia destra
Installations instructions with right handle

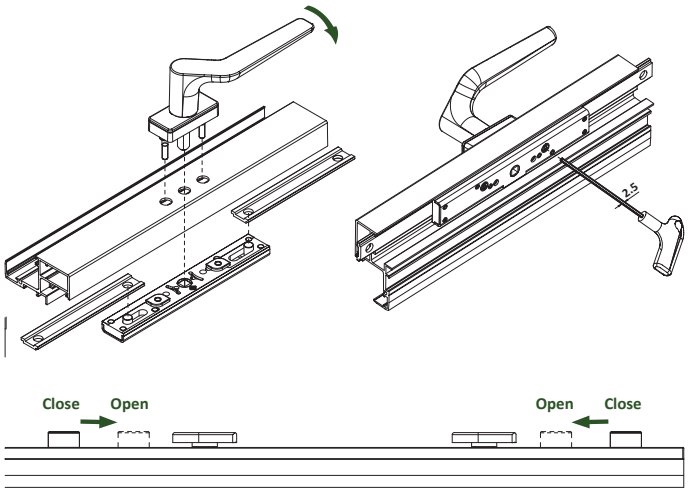

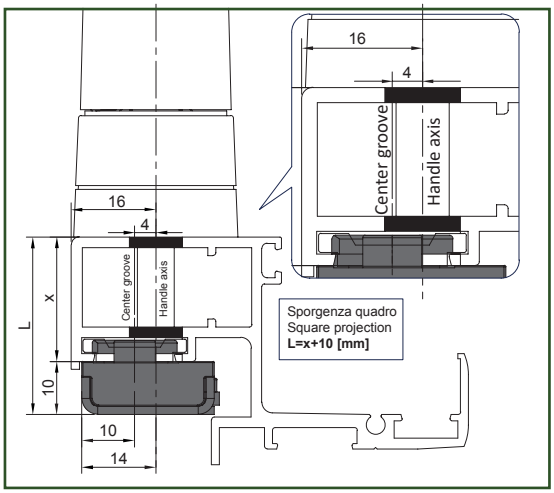

Art. 3633S
Istruzioni di montaggio con maniglia sinistra
Installations instructions with left handle

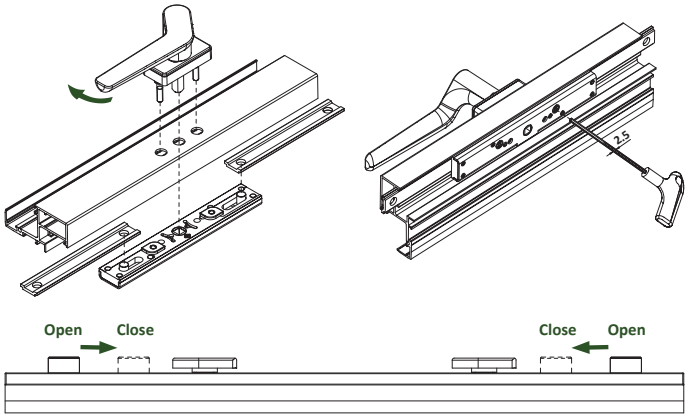

EMPIRE
MARTELLINE

Martelline | Handles | Bequille a poignee | Manetas

ART.		SPORGENZA QUADRO *SQUARE PROJECTION*	CHIAVE *KEY*
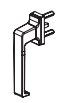	3072	26mm	
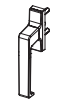	3073	26mm	
	3073.1	46mm	
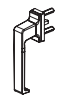	3072.1	46mm	
	3077D	26mm	
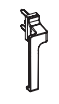	3077.1D	46mm	
	3077S	26mm	
	3077.1S	46mm	
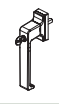	3077.2	26mm	X
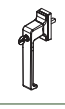	3077.3	46mm	X

ART.		SPORGENZA QUADRO *SQUARE PROJECTION*	CHIAVE *KEY*
	3078.1D	46mm	
	3078.1S	46mm	
	3078.2	26mm	X
	3100	26mm	
	3100.1	46mm	
	3101	26mm	X
	3101.1	46mm	X
	3102.D	26mm	
	3102.1D	46mm	
	3102.S	26mm	

ART.		SPORGENZA QUADRO *SQUARE PROJECTION*	CHIAVE *KEY*
	3102.1S	46mm	
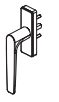	3103	26mm	X
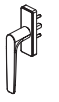	3103.1	46mm	X
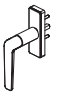	3104.D	26mm	
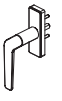	3104.1D	46mm	
	3104.S	26mm	
	3104.1S	46mm	
	3105	26mm	
	3105.1	46mm	

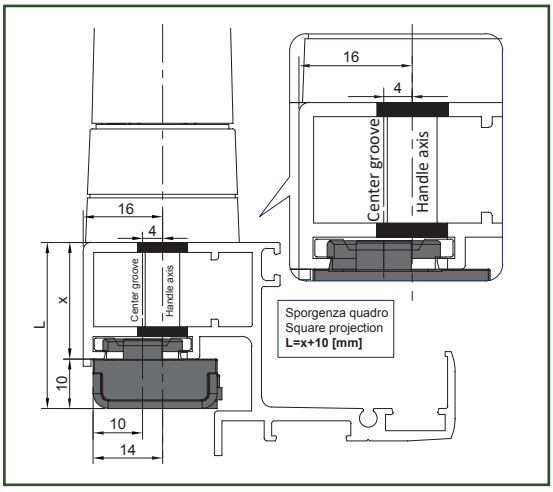

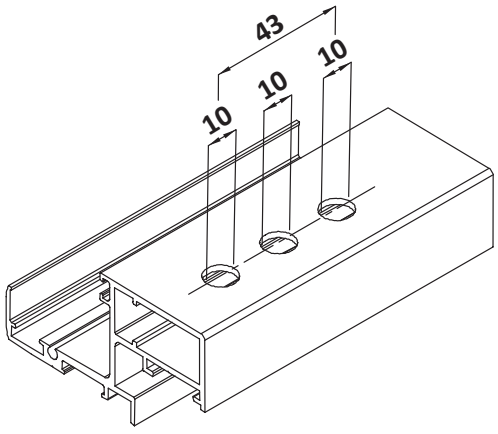

EMPIRE
RINVIO D'ANGOLO

1D | 2,5 | Ø8

Rinvio d'angolo | Corner return | Renvoi d'angle | Transmisión de esquina



Corpo e astine in zama; lamelle, perno eccentrico e grano in acciao Inox, rullino in ottone.

Body and rods in zamak; stainless steel reeds, eccentric pin and setscrew rool brass.

Corps at tiges en zamak; lattes et goujon en acier inoxydazble de broche excentreique, laiton rouleau.

Cuerpo y varillas de zamak; listones y tornillo prisionero de acero inoxidable perno execéntrico, latón rollo.

ART.	1252.100			
Imballo | Package | Conditionnement | Embalaje	10 Pz			
Finiture disponibili | Available finishes Finitions disponibles | Acabados disponibles	1	2	3	4

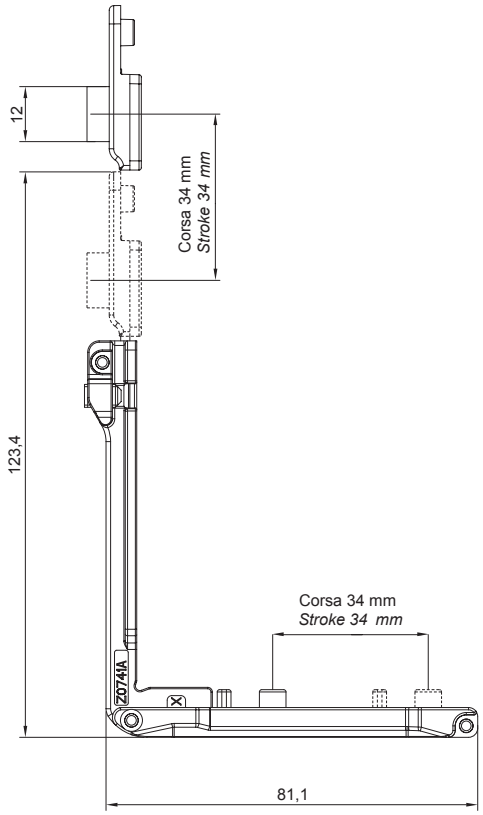

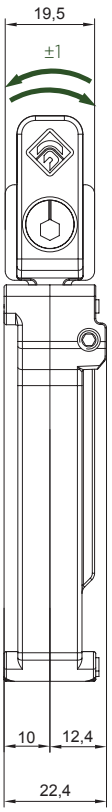

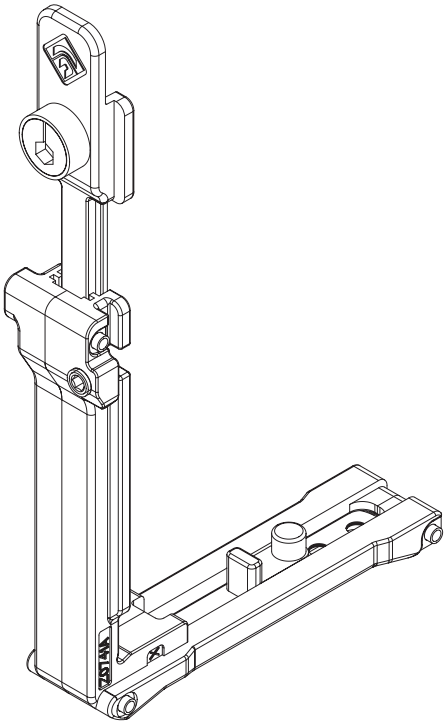

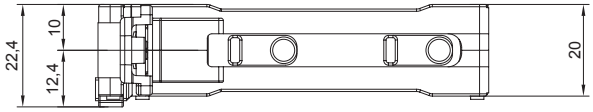

EMPIRE
RISCONTRI

1D

Riscontri | Counterplate | Gâches | Cerraderos



Corpo in zama; spessori in nylon, viti autofilettanti TCCR Ø3.5x13 in acciaio zincato.

Body in zamak; nylon thicknesses, screws galvanized steel TCCR Ø3.5x13.

Corps en zamak; épaisseurs en nylon, acier galvanisé vis TCCR Ø3.5x13.

Cuerpo de zamak; espesore de nylon, acero galvanizado tornillos TCCR Ø3.5x13.

ART.	1252.18 1252.19				4241 | 4241.1 | 4242 | 4246			
Imballo | Package | Conditionnement | Embalaje	100 Pz				25 Pz			
Finiture disponibili | Available finishes Finitions disponibles | Acabados disponibles	1	2	3	4	1	2	3	4

Art. 1252.18

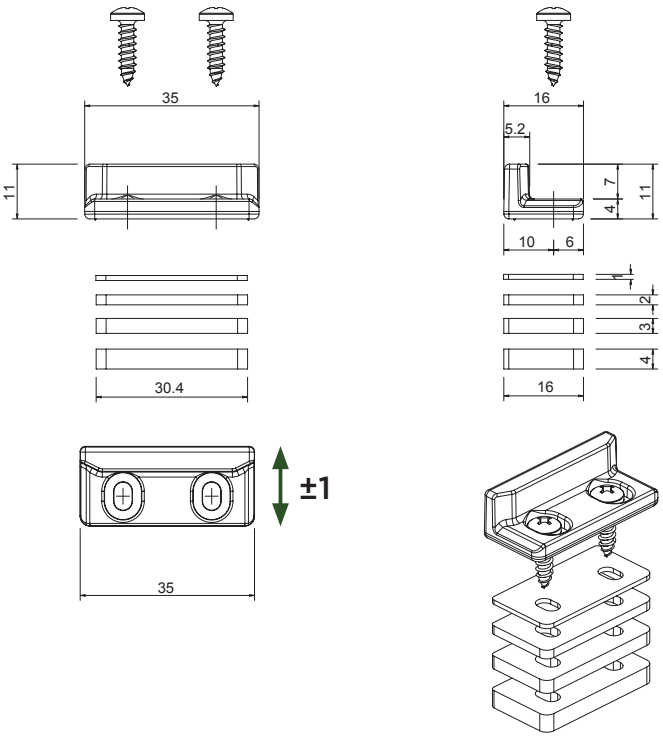

Art. 424X

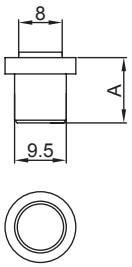

ART.	A
4241	9
4241.1	10.5
4242	12

Art. 4246

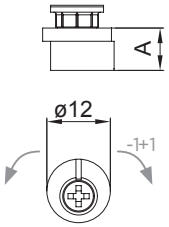

ART.	A
4246	8

Art. 1252.19

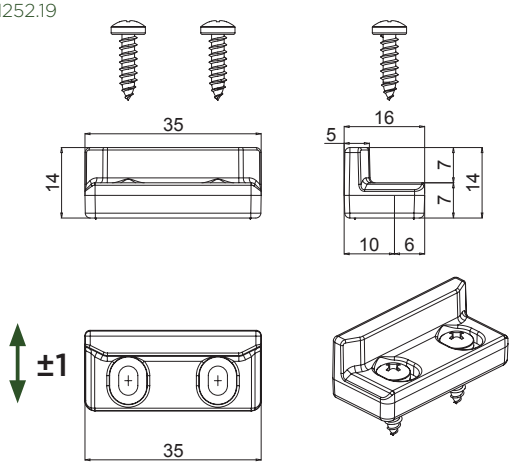

LAVORAZIONI
MACHINING

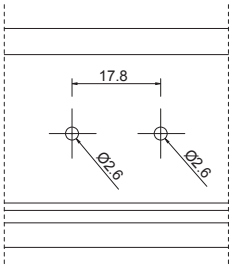

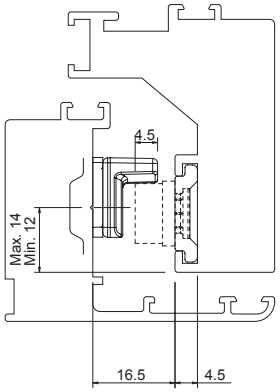

EMPIRE

ROSTRO DI CHIUSURA SUPPLEMENTARE

1D

Rostro di chiusura supplementare | Additional intermediate third closing point | Crochet de fermeture supplementaire | Punto de cierre suplementario



Corpo in nylon; viti autofilettanti in acciaio zincato.

Body in nylon; screws galvanized steel.

Corps en nylon; acier galvanisé vis.

Cuerpo de nylon; acero galvanizado tornillos.

ART.	1252.8			
Imballo | Package | Conditionnement | Embalaje	50 Pz			
Finiture disponibili | Available finishes Finitions disponibles | Acabados disponibles	1	2	3	4

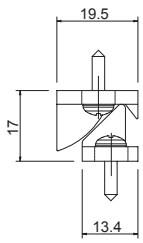

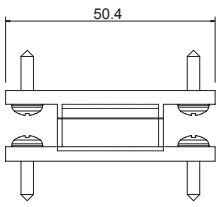

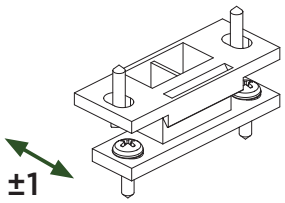

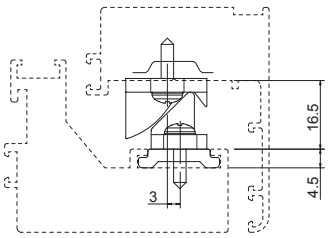

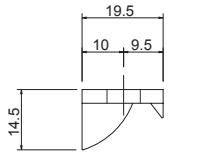

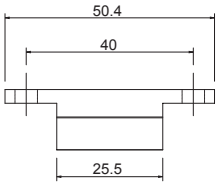

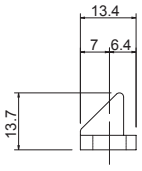

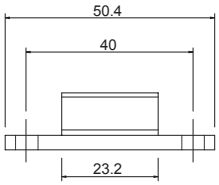

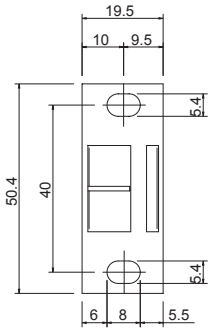

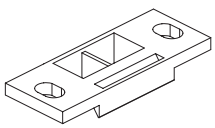

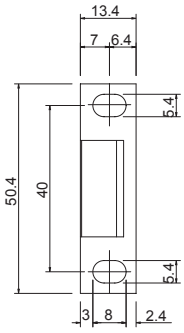

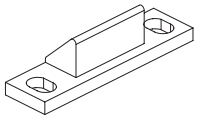

EMPIRE

ROSTRO DI CHIUSURA SUPPLEMENTARE UNIVERSALE

1D

Rostro di chiusura supplementare universale | Universal additional locking point | Gâche de fermeture supplémentaire universel | Punto de cierre suplementario universal



Rostro in zama; spessori in nylon; viti in acciaio inox

Zamak slider; nylon thickness; inox steel screws

Gâche en zamak ; cales en nylon ; vis en acier inox

Gâche en zamak ; cales en nylon ; vis en acier inox

ART.	4227			
Imballo | Package | Conditionnement | Embalaje	50 Pz			
Finiture disponibili | Available finishes Finitions disponibles | Acabados disponibles	1	2	3	4

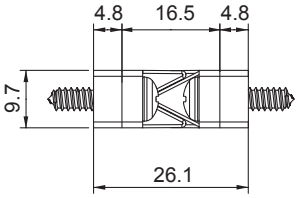

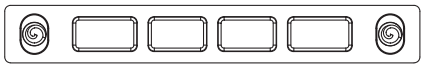

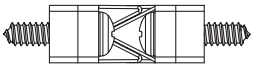

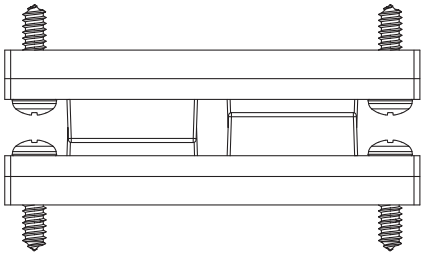

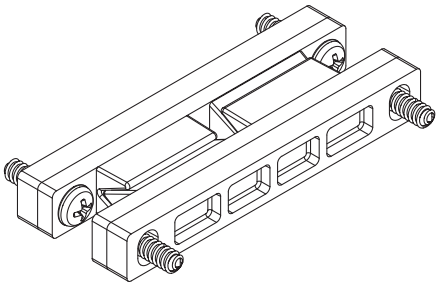

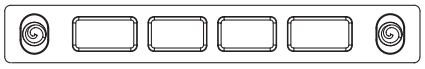

APPLICAZIONE / *APPLICATION*

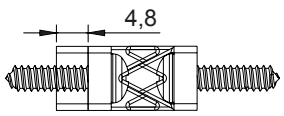

CE

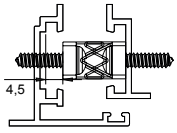

R40

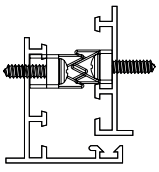

CE 10

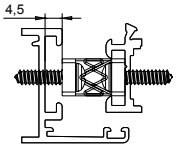

CW

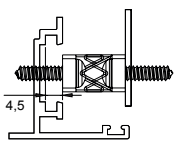

Tranciare l'aletta dell'anta oppure sfondare lateralmente l'asola della basetta
Cut off the wing of the leaf or break the side slot of the base

DIAGRAMMA E CONFIGURAZIONI
CONFIGURATION CHART

N.D.

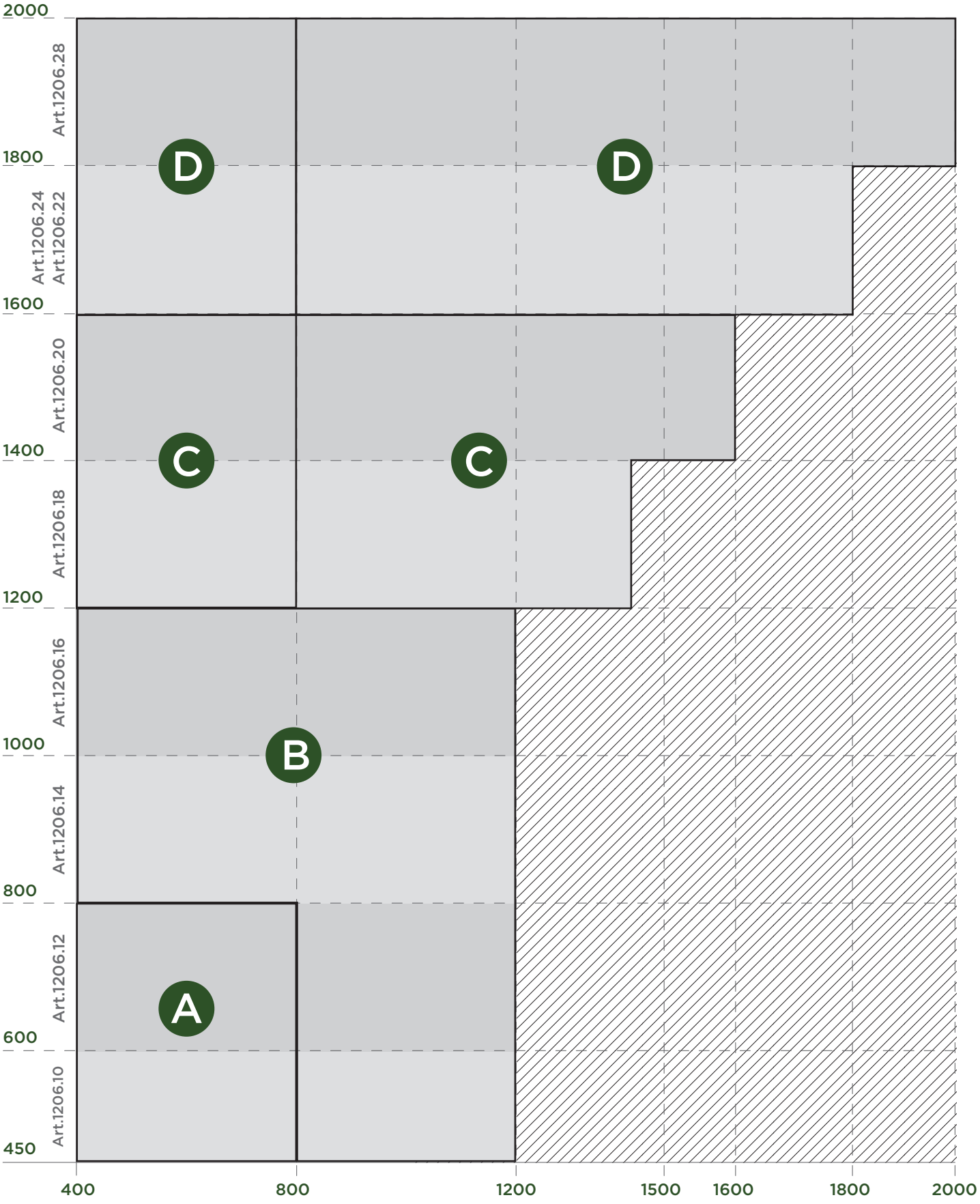

EMPIRE - CONFIGURATION CHART

Accessori per Facciata continua, configurazione a 3 punti di chiusura
Accessories for curtain wall, configuration for 3 locking points

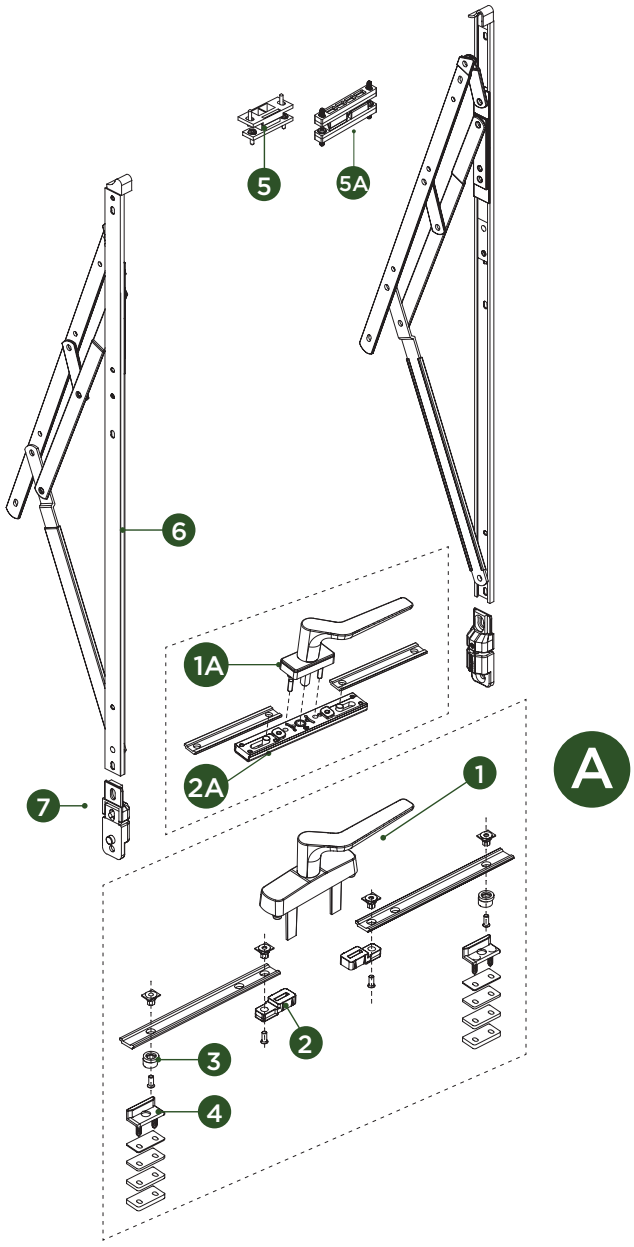

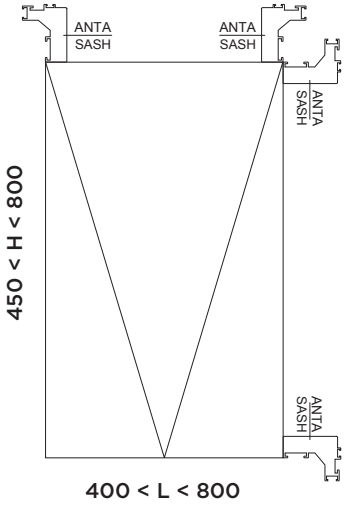

RIF.	ART.	DESCRIZIONE *DESCRIPTION*	Q.TA'
1	6006.X	Cremonese "Empire" con manico decentrato *"Empire" cremone bolt with crank handle*	1
	6007D/S	Cremonese Disassata ITALIA manico disassato *"ITALIA" cremone bolt with crank handle*	1
	6064.D/.S	KARMA - Cremonese disassata manico disassato *KARMA - Cremone bolt with cranck handle*	1
2	6406.1	Blocchetti di collegamento astina *Connection element*	1 Cp
1A	3090.2X 3090.3X	Martellina Italia Minimal *Italia minimal Handle*	1
	3091.2X 3091.3X	Martellina Karma Minimal *Karma minimal Handle*	1
	3091.2XS/.2XD 3091.3XS/.3XD	Martellina Disassata Karma Minimal *Karma Minimal cranck handle*	1
	3072	Martellina Italia Minimal *Italia minimal Handle*	1
	3100	Martellina Karma *Karma Handle*	1
	3077.XS/.XD 3078.XS/.XD	Martellina Disassata Italia *Italia cranck handle*	1
	3102.XS/.XD	Martellina Disassata Karma *Karma cranck handle*	1

RIF.	ART.	DESCRIZIONE *DESCRIPTION*	Q.TA'
2A	3633	Movimentazione bidirezionale per facciata Bi-directional gearbox for curtain wall	1
3	4246	Perni di chiusura supplementare regolabile *Additional adjustable locking points*	2
4	1252.18 / 1252.19	Riscontri *Counterplate*	2
5	1252.8	Rostro di chiusura supplementare *Additional third locking point*	1
5A	4227	*Rostro di chiusura supplementare universale* *Universal additional locking point*	1
6	1206.10	450 < H < 600	1 Cp
	1206.12	600 < H < 800	
7	1251.1	Regolatore di posizionamento *Position regulator*	1 Cp

EMPIRE - CONFIGURATION CHART

Accessori per Facciata continua, configurazione a 5 punti di chiusura
Accessories for curtain wall, configuration at 5 points of closing

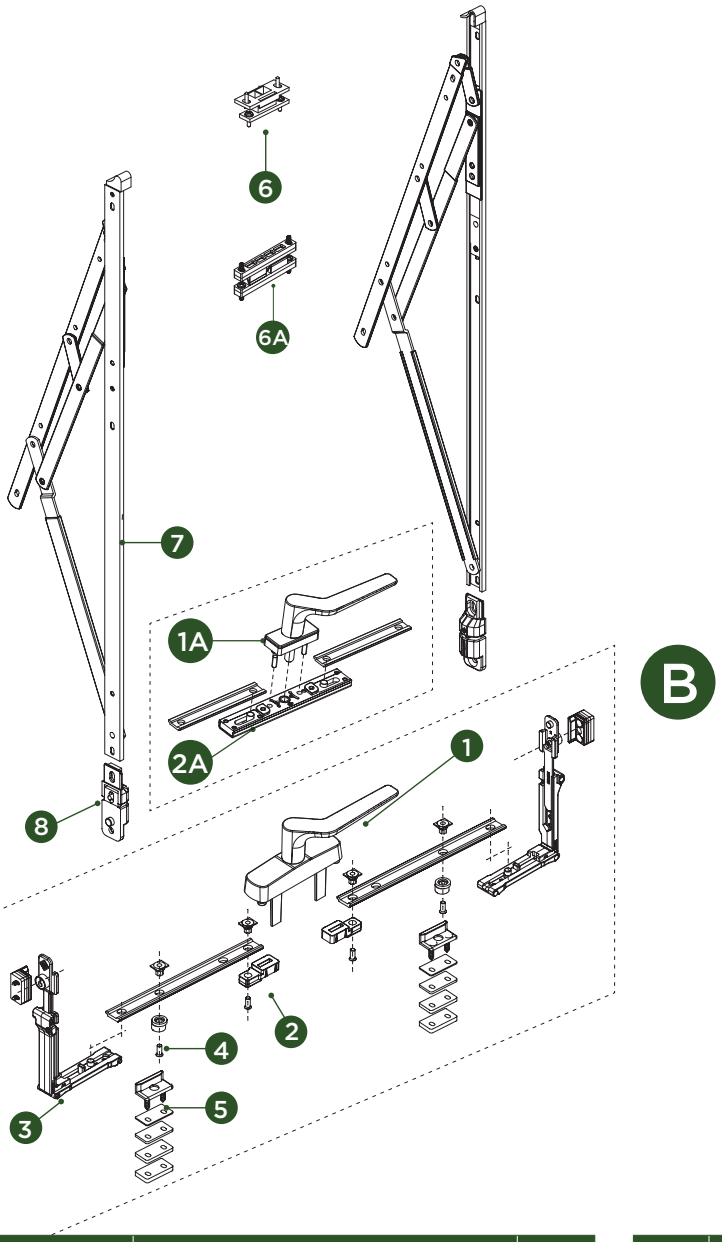

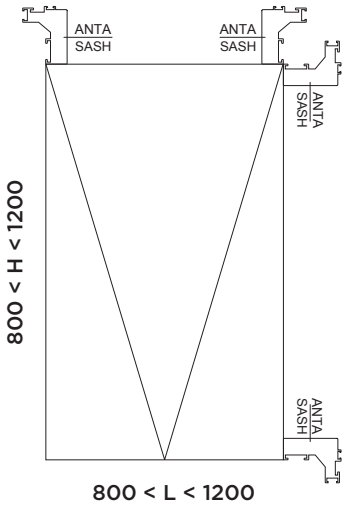

RIF.	ART.	DESCRIZIONE *DESCRIPTION*	Q.TA'
1	6006.X	Cremonese "Empire" con manico decentrato *"Empire" cremone bolt with crank handle*	1
	6007D/S	Cremonese Disassata ITALIA manico disassato *"ITALIA" cremone bolt with crank handle*	1
	6064.D/.S	KARMA - Cremonese disassata manico disassato *KARMA - Cremone bolt with cranck handle*	1
2	6406.1	Blocchetti di collegamento astina *Connection element*	1 Cp
1A	3090.2X 3090.3X	Martellina Italia Minimal *Italia minimal Handle*	1
	3091.2X 3091.3X	Martellina Karma Minimal *Karma minimal Handle*	1
	3091.2XS/.2XD 3091.3XS/.3XD	Martellina Disassata Karma Minimal *Karma Minimal cranck handle*	1
	3072	Martellina Italia Minimal *Italia minimal Handle*	1
	3100	Martellina Karma *Karma Handle*	1
	3077.XS/.XD 3078.XS/.XD	Martellina Disassata Italia *Italia cranck handle*	1
	3102.XS/.XD	Martellina Disassata Karma *Karma cranck handle*	1

RIF.	ART.	DESCRIZIONE *DESCRIPTION*	Q.TA'
2A	3633	Movimentazione bidirezionale per facciata Bi-directional gearbox for curtain wall	1
3	1252.100	*Rinvio d'angolo Corner retur*	2
4	4246	Perni di chiusura supplementare regolabile *Additional adjustable locking points*	2
5	1252.18 / 1252.19	Riscontri *Counterplate*	2
6	1252.8	Rostro di chiusura supplementare *Additional third locking point*	1
6A	4227	*Rostro di chiusura supplementare universale Universal additional locking point*	1
7	1206.14	800 < H < 1000	1 Cp
	1206.16	1000 < H < 1200	
8	1251.1	Regolatore di posizionamento *Position regulator*	1 Cp

EMPIRE - CONFIGURATION CHART

Accessori per Facciata continua, configurazione a 10 punti di chiusura
Accessories for curtain wall, configuration at 10 points of closing

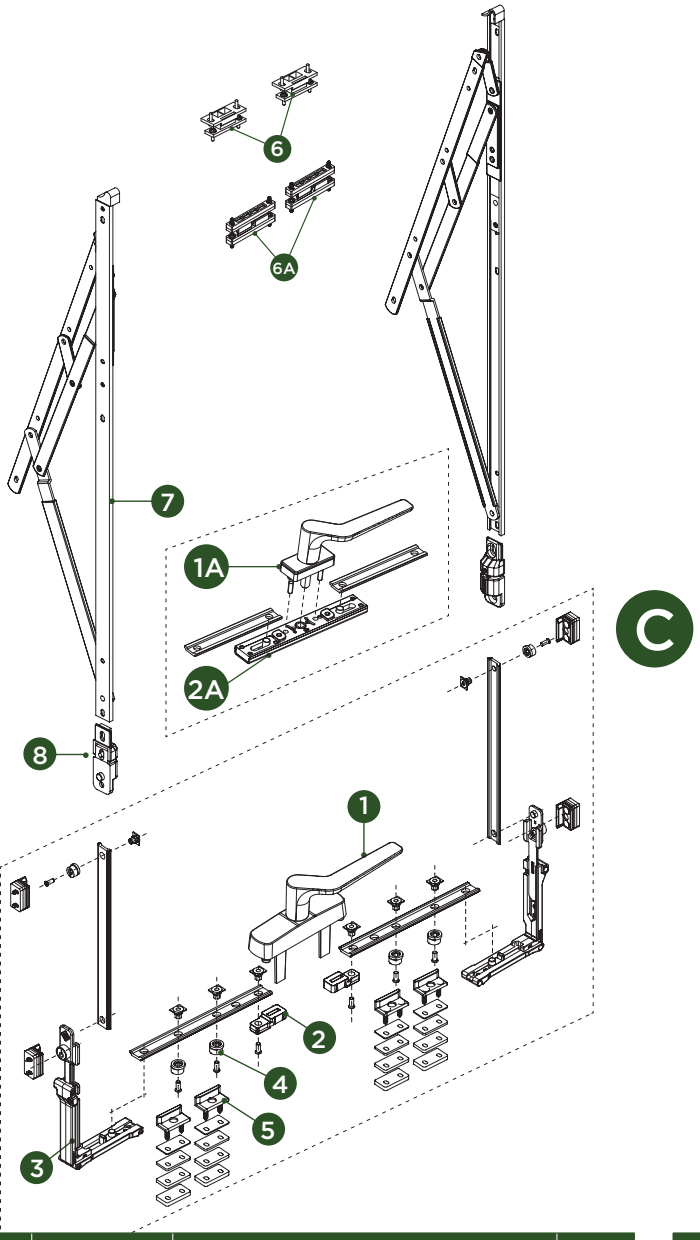

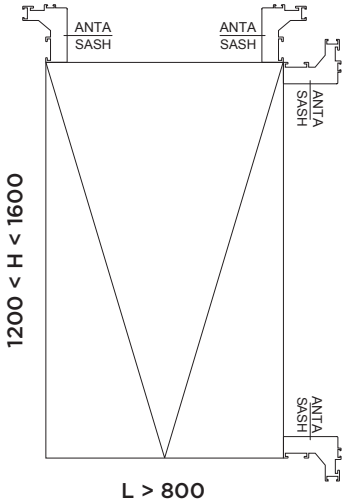

RIF.	ART.	DESCRIZIONE *DESCRIPTION*	Q.TA'
1	6006.X	Cremonese "Empire" con manico decentrato *"Empire" cremone bolt with crank handle*	1
	6007D/S	Cremonese Disassata ITALIA manico disassato *"ITALIA" cremone bolt with crank handle*	1
	6064.D/.S	KARMA - Cremonese disassata manico disassato *KARMA - Cremone bolt with cranck handle*	1
2	6406.1	Blocchetti di collegamento astina *Connection element*	1 Cp
1A	3090.2X 3090.3X	Martellina Italia Minimal *Italia minimal Handle*	1
	3091.2X 3091.3X	Martellina Karma Minimal *Karma minimal Handle*	1
	3091.2XS/.2XD 3091.3XS/.3XD	Martellina Disassata Karma Minimal *Karma Minimal cranck handle*	1
	3072	Martellina Italia Minimal *Italia minimal Handle*	1
	3100	Martellina Karma *Karma Handle*	1
	3077.XS/.XD 3078.XS/.XD	Martellina Disassata Italia *Italia cranck handle*	1
	3102.XS/.XD	Martellina Disassata Karma *Karma cranck handle*	1

RIF.	ART.	DESCRIZIONE *DESCRIPTION*	Q.TA'
2A	3633	Movimentazione bidirezionale per facciata Bi-directional gearbox for curtain wall	1
3	1252.100	*Rinvio d'angolo Corner retur*	2
4	4246	Perni di chiusura supplementare regolabile *Additional adjustable locking points*	6
5	1252.18 / 1252.19	Riscontri *Counterplate*	8
6	1252.8	Rostro di chiusura supplementare *Additional third locking point*	2
6A	4227	*Rostro di chiusura supplementare universale Universal additional locking point*	2
7	1206.18	1200 < H < 1400	1 Cp
	1206.20	1400 < H < 1600	
8	1251.1	Regolatore di posizionamento *Position regulator*	1 Cp

EMPIRE - CONFIGURATION CHART

Accessori per Facciata continua, configurazione a 12 punti di chiusura
Accessories for curtain wall, configuration at 12 points of closing

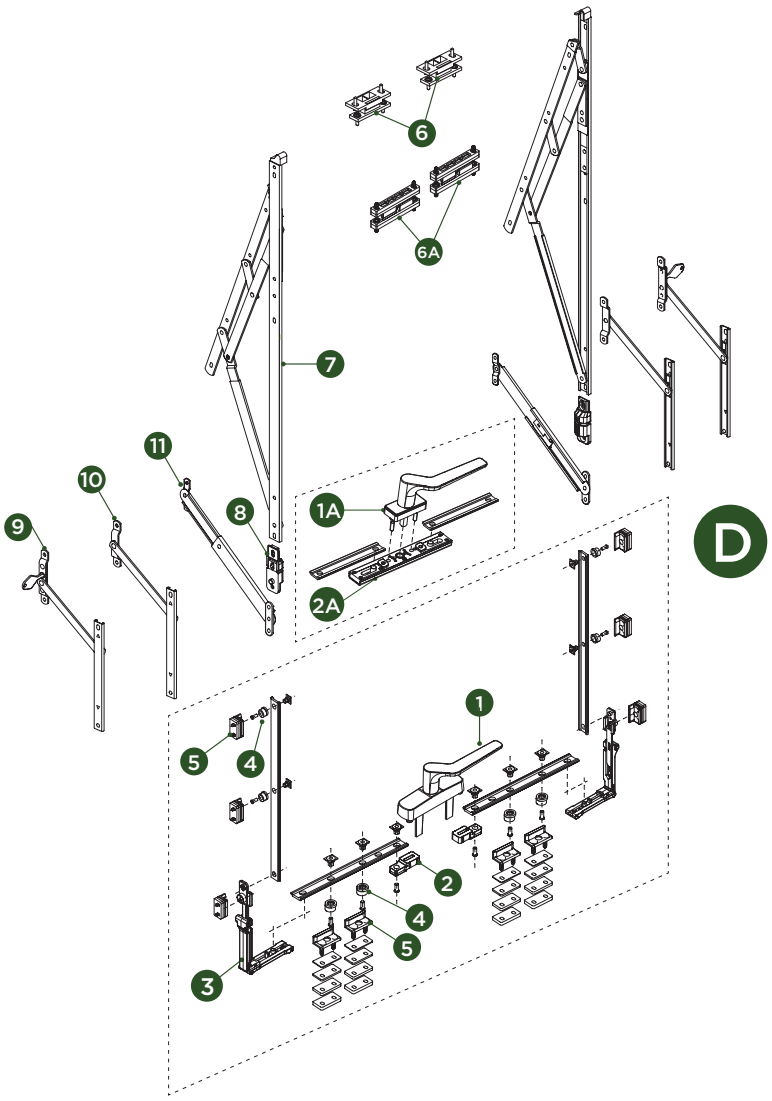

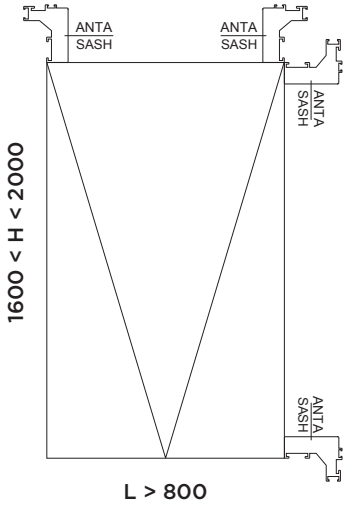

RIF.	ART.	DESCRIZIONE *DESCRIPTION*	Q.TA'
1	6006.X	Cremonese "Empire" con manico decentrato *"Empire" cremone bolt with crank handle*	1
	6007D/S	Cremonese Disassata ITALIA manico disassato *"ITALIA" cremone bolt with crank handle*	1
	6064.D/.S	KARMA - Cremonese disassata manico disassato *KARMA - Cremone bolt with cranck handle*	1
2	6406.1	Blocchetti di collegamento astina *Connection element*	1 Cp
1A	3090.2X 3090.3X	Martellina Italia Minimal *Italia minimal Handle*	1
	3091.2X 3091.3X	Martellina Karma Minimal *Karma minimal Handle*	1
	3091.2XS/.2XD 3091.3XS/.3XD	Martellina Disassata Karma Minimal *Karma Minimal cranck handle*	1
	3072	Martellina Italia Minimal *Italia minimal Handle*	1
	3100	Martellina Karma *Karma Handle*	1
	3077.XS/.XD 3078.XS/.XD	Martellina Disassata Italia *Italia cranck handle*	1
	3102.XS/.XD	Martellina Disassata Karma *Karma cranck handle*	1

RIF.	ART.	DESCRIZIONE *DESCRIPTION*	Q.TA'
2A	3633	Movimentazione bidirezionale per facciata Bi-directional gearbox for curtain wall	1
3	1252.100	*Rinvio d'angolo Corner retur*	2
4	4246	Perni di chiusura supplementare regolabile *Additional adjustable locking points*	6
5	1252.18 / 1252.19	Riscontri *Counterplate*	8
6	1252.8	Rostro di chiusura supplementare *Additional third locking point*	2
6A	4227	*Rostro di chiusura supplementare universale Universal additional locking point*	2
7	1206.24	1600 < H < 1800	1 Cp
	1206.28	1800 < H < 2000	
8	1251.1	Regolatore di posizionamento *Position regulator*	1 Cp
9	1203A.X	Braccio limitatore di apertura con chiave di sgancio *Limiter for opening with relese key*	1 Cp
10*	1205.3	Braccio limitatore frizionato *Friction limiter arm*	1 Cp
11*	1204.X	Braccio limitatore a scatto *Friction limiter arm*	1 Cp

* Scelta del braccio limitatore in funzione dell'applicazione
** Selection of the limiting arm according to the application*

NOTE / NOTES

APERTURE A BILICO
PIVOT OPENINGS
ABERTURAS PIVOTANTES
OUVERTURES PIVOTANTES

EASY PIVOT

COPPIA CERNIERE A FRIZIONE PER BILICO CON BLOCCO

5

Coppia cerniere a frizione per bilico | Pair of pivot hinges | Paire de paumelle pour pivot | Par de bisagras de fricción para pivotante



Corpo cerniera in allumninio estruso; Leva in zama; piastrine e molle in acciaio inox; Perno in acciaio; Piastrina anti frizione tappi in nylon. Versione con blocco per bilico orizzontale, portata 120 kg.

Extruded aluminium body hinge; Zamak lever; steel spring; Nylon anti-friction plate. Block version for horizontal pivot, Load max 120 kg.

Corp de paumelle en aluminium extrudè; Levier, contreplaque, vis , ressorts et rondelles en acier inox . Plaquette anti-friction en nylon. Version avec bloc pour pivot horizontal, capacitè max 120 Kg.

Cuerpo bisagra en aluminio extruido; leva, placas, tornillos, muelle y arandelas en acero inoxidable; placa anti-fricción en nylon. Versión con bloqueo para pivote horizontal; kg 120.

ART.	3700			
Imballo | Package | Conditionnement | Embalaje	5 Cp			
Finiture disponibili | Available finishes Finitions disponibles | Acabados disponibles	1	2	3	4

ART.	NODO / *SECTION*
3700	A01 - A08

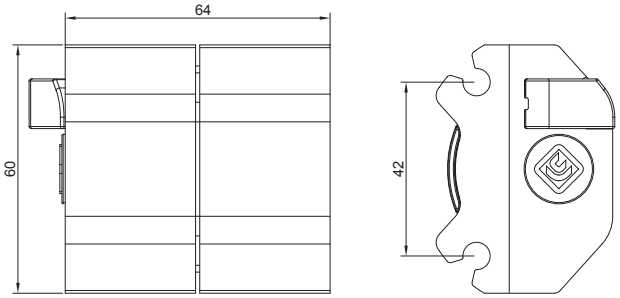

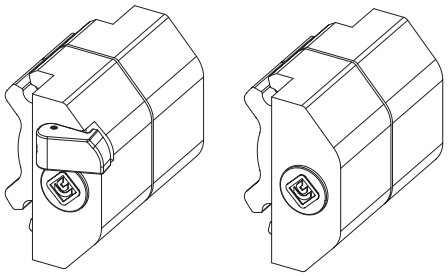

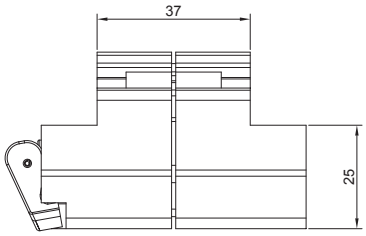

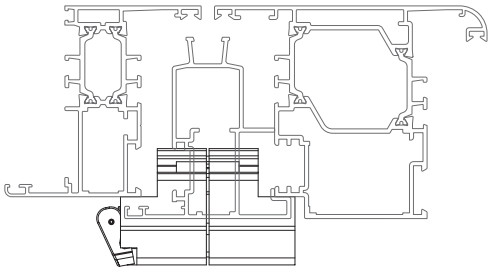

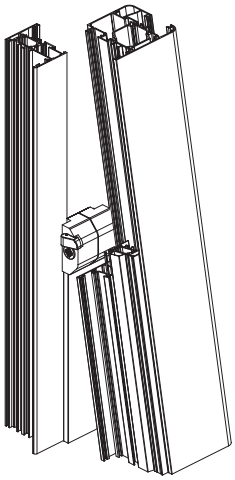

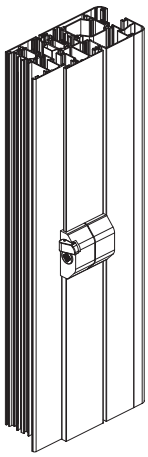

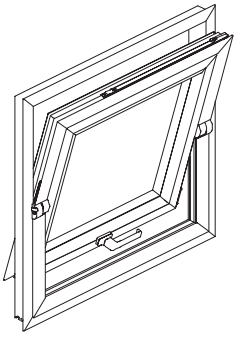

25°

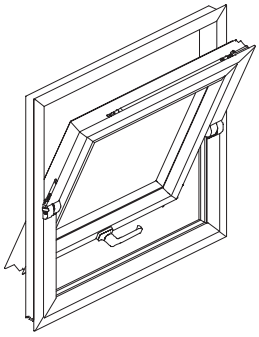

45°

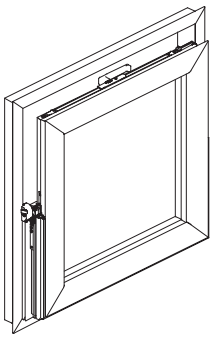

170°

EASY PIVOT

COPPIA CERNIERE A FRIZIONE PER BILICO

Coppia cerniere a frizione per bilico | Pair of pivot hinges | Paire de paumelle pour pivot | Par de bisagras de fricción para pivotante



Corpo cerniera in allumninio estruso; Piastrina anti frizione e tappi in nylon. Versione senza blocco per bilico verticale, portata 80 kg.

Extruded aluminium body hinge; ; Nylon anti-friction plate. Version without block for vertical pivot, Load max 80 kg .

Corp de paumelle en aluminium extrudè; Levier, contreplaque, vis , ressorts et rondelles en acier inox . Plaquette anti-friction en nylon. Version sans bloc pour pivot vertical , capacitè max 80 Kg.

Cuerpo bisagra en aluminio extruido; leva, placas, tornillos, muelle y arandelas en acero inoxidable; placa anti-fricción en nylon. Versión sin bloqueo para pivote vertical: kg 80.

ART.	3700.10			
Imballo | Package | Conditionnement | Embalaje	5 Cp			
Finiture disponibili | Available finishes Finitions disponibles | Acabados disponibles	1	2	3	4

ART.	NODO / *SECTION*
3700.10	A01 - A08

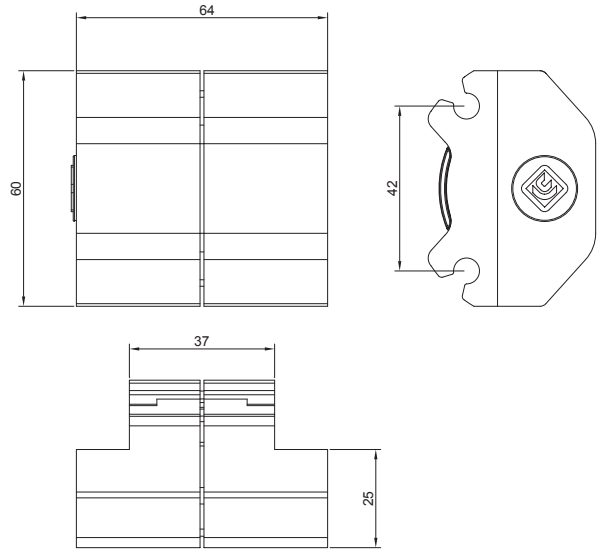

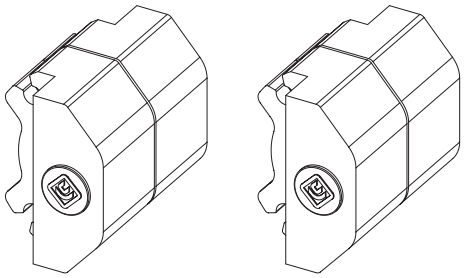

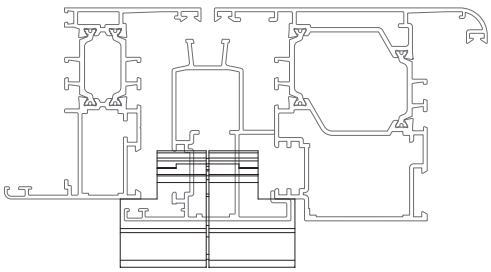

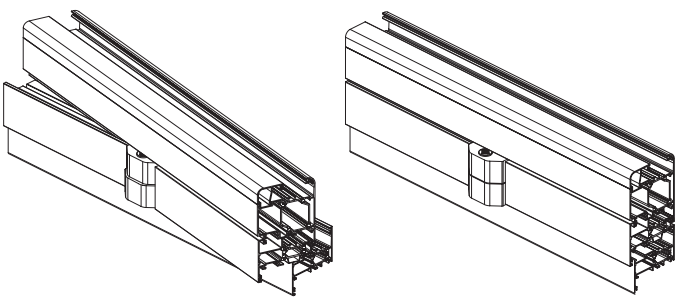

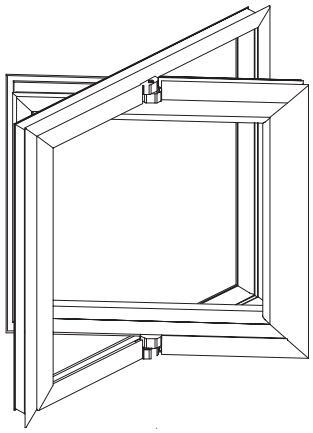

DIAGRAMMA DI CARICO - ORIZZONTALE
LOAD CHART - HORIZONTAL

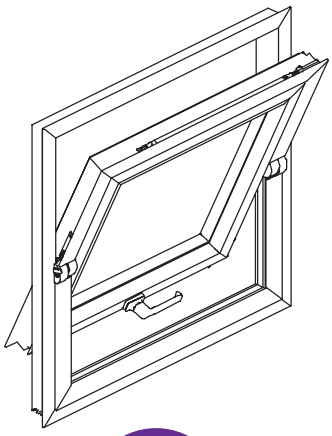

120 Kg

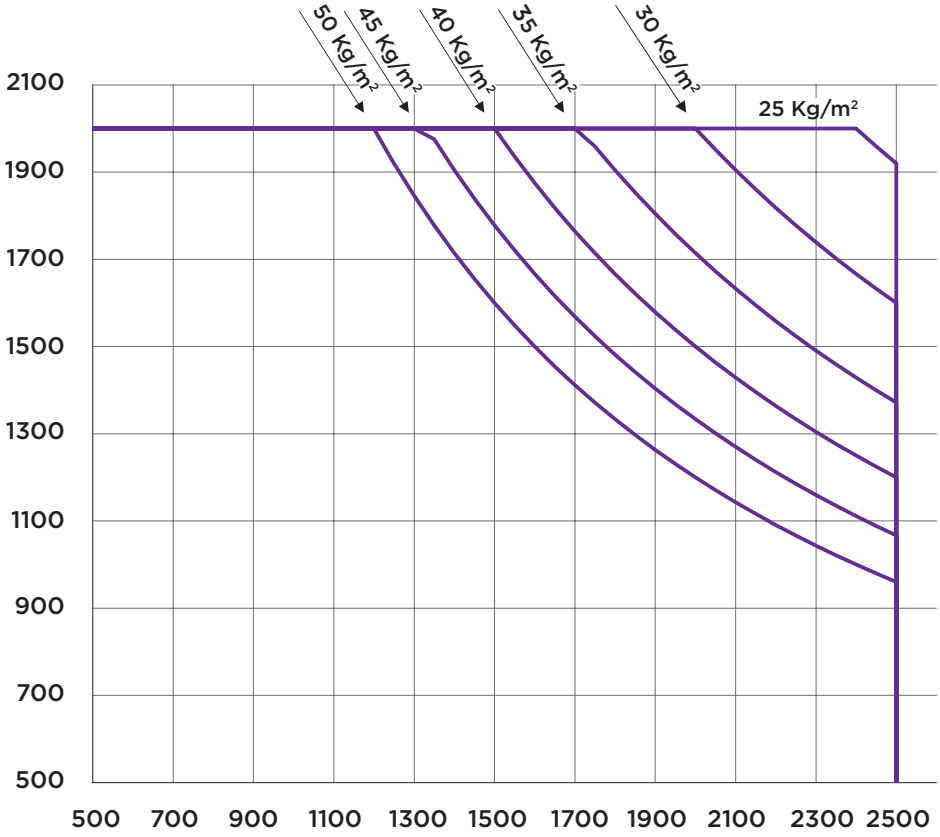

DIAGRAMMA DI CARICO - VERTICALE
LOAD CHART - VERTICAL

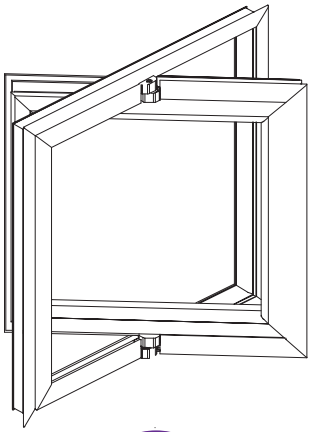

80 Kg

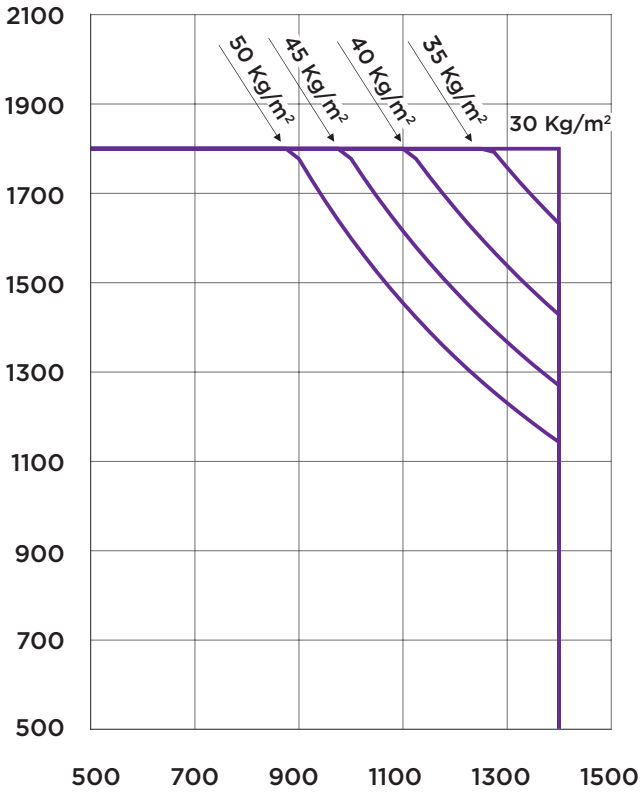

EASY PIVOT

KIT FISSAGGIO CERNIERE PER BILICO

1D + 5



Kit fissaggio cerniere per bilico | Fixing kit for pivot hinges | Kit de fixation pour paumelle pivot | Kit de fijación bisagras para pivotante

Contropiastra in zama; spessori in nylon; viti in accaio inox.

Zamak counterplate; nylon thickness.

Contreplaque en zamak; épaisseurs en nylon.

contraplaca en zamac; espesores en nylon.

ART.	3710 - 3711			
Imballo | Package | Conditionnement | Embalaje	5 Pz			
Finiture disponibili | Available finishes Finitions disponibles | Acabados disponibles	1	2	3	4

ART.	NODO / *SECTION*
3710	A01
3711	A08

Art. 3710

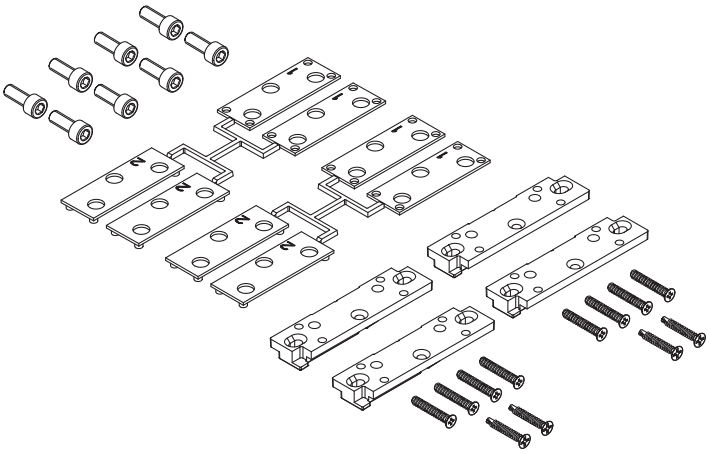

Art. 3711

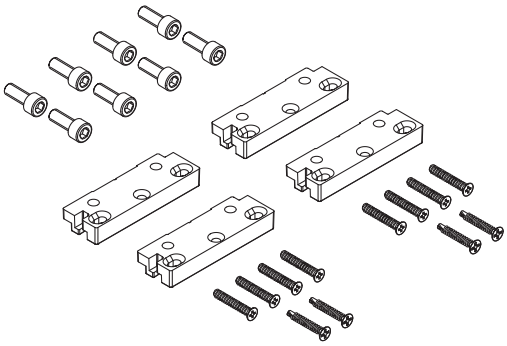

Montaggio / *Assembly*

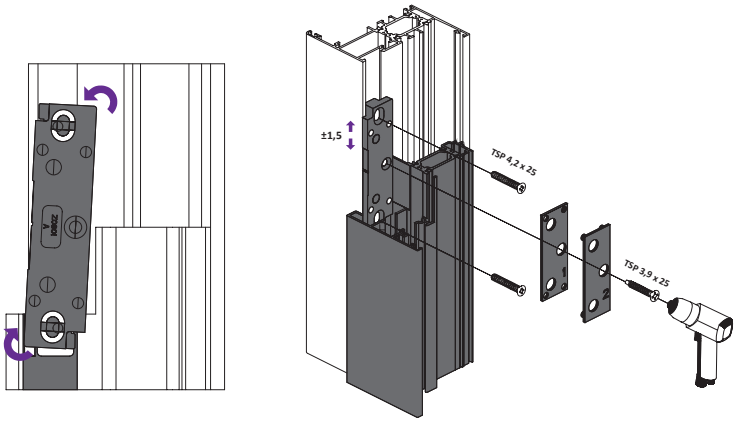

Montaggio / *Assembly*

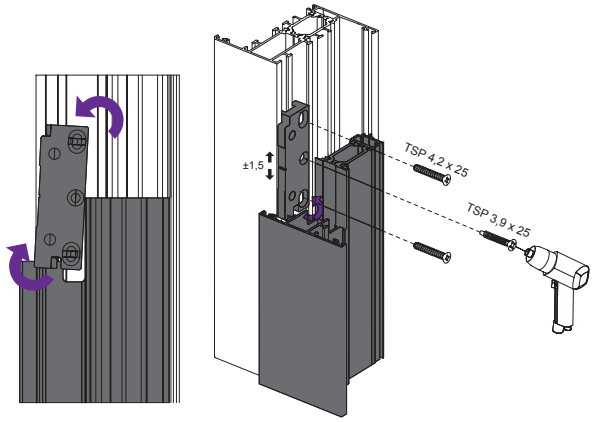

EASY PIVOT

KIT CHIUSURA PERIMETRALE PER BILICO

1D 5 2,5



Kit chiusura perimetrale per bilico | Perimetral Closing kit for pivot | Kit fermeture périmétrale pour pivot | Kit de fijación bisagras para pivotante

Rinvii, riscontri, perni in zama; asta e blocchetto di connessione in alluminio estruso, boccola in ottone; viti in acciaio inox. 4 punti di chiusura.

Corner returns, strikers, pins in zamak; rods and connection block in extruded aluminum, bushing in brass; stainless steel screws. 4 locking points kit.

Renvoi d'angle, grévistes, épingles en zamak; tiges et bloc de connexion en aluminium extrudé, douille en laiton; vis en acier inoxydable. Kit 4 points de fermeture.

Reenvios, cerraderos, pernios en zamac, varillas y bloqueos de unión en aluminio extruido, casquillo en latón, tornillos en acero inox. Kit 4 puntos de cierre.

ART.	3710.10 - 3710.11 3710.12 - 3711.10			
Imballo | Package | Conditionnement | Embalaje	5 Pz			
Finiture disponibili | Available finishes Finitions disponibles | Acabados disponibles	1	2	3	4

Art. 3710.10 | 3710.11 | 3710.12

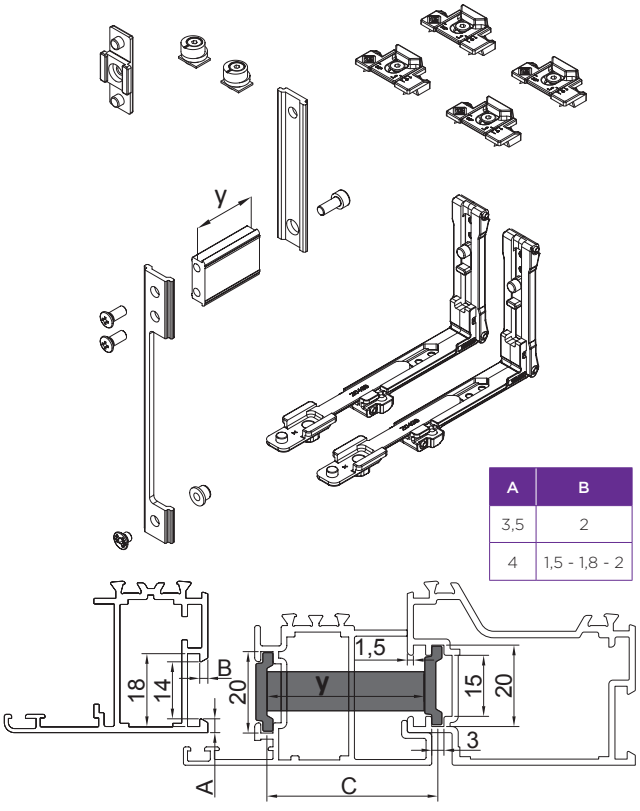

A	B
3,5	2
4	1,5 - 1,8 - 2

Art. 3711.10

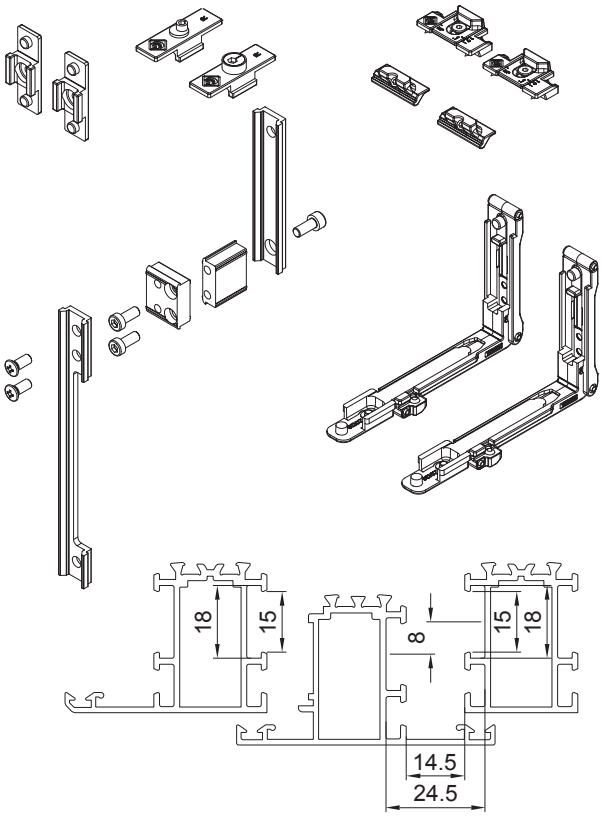

ART.	DESCRIZIONE / *DESCRIPTION*	C	y	NODO *SECTION*
3710.10	Kit chiusura perimetrale per bilico blocco di connessione da 38,5 mm *Perimetral Closing kit for pivot 38.5mm connection block*	41,5 43	38,5	A01
3710.11	Kit chiusura perimetrale per bilico blocco di connessione da 35,5 mm *Perimetral Closing kit for pivot 35.5mm connection block*	38 41	35,5	A01
3710.12	Kit chiusura perimetrale per bilico blocco di connessione da 41,5 mm *Perimetral Closing kit for pivot 41.5mm connection block*	43,5 46,5	41,5	A01

ART.	DESCRIZIONE / *DESCRIPTION*	NODO *SECTION*
3711.10	Kit chiusura perimetrale per bilico *Perimetral Closing kit for pivot*	A08

EASY PIVOT

KIT CHIUSURA PERIMETRALE SUPPLEMENTARE PER BILICO

1D 5 2,5



Kit chiusura perimetrale per bilico | Additional Perimetral Closing kit for pivot | Kit fermeture additionnel périmétrale pour pivot | Kit cierre perimetral adicional para pivotante

Rinvio, riscontri, blocchetto in zama; astine e blocchetto di connessione in alluminio estruso, boccola e rullino in ottone; viti in acciaio inox.Blocchetto in ABS; Vite in acciaio inox.

Corner returns, strikers, pins in zamak; rods and connection block in extruded aluminum, bushing in brass; stainless steel screws. ABS block;stainless steel screw

Renvoi d'angle, grévistes, épingles en zamak; tiges et bloc de connexion en aluminium extrudé, douille en laiton; vis en acier inoxydable. Bloc en ABS; vis en acier inoxydable

Reenvios, cerraderos, bloqueo en zamac, varillas y bloqueos de unión en aluminio extruido, casquillo y rodillo en latón, tornillos en acero inox. Bloqueo en ABS, tornillo en acero inox

ART.	3710.20 - 3710.21 3710.22 - 3711.30 3711.20 - 3711.40			
Imballo | Package | Conditionnement | Embalaje	10 Pz			
Finiture disponibili | Available finishes Finitions disponibles | Acabados disponibles	1	2	3	4

Art. 3710.20 | 3710.21 | 3710.22

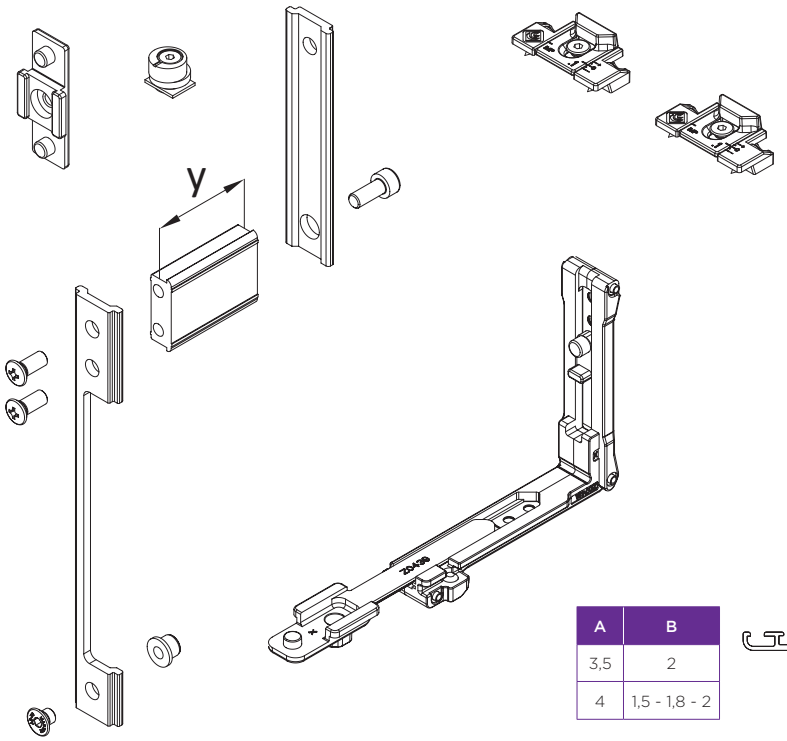

A	B
3,5	2
4	1,5 - 1,8 - 2

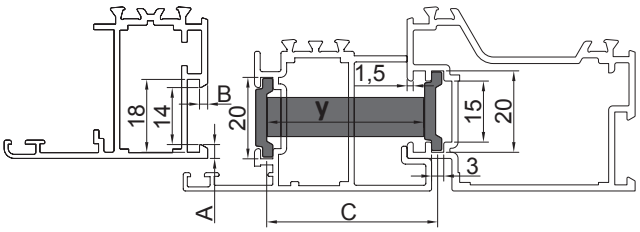

ART.	DESCRIZIONE / *DESCRIPTION*	C	y	NODO / *SECTION*
3710.20	Kit chiusura supplememtare per bilico blocco di connessione da 38,5 mm *Additional Closing kit for pivot 38.5mm connection block*	41,5 - 43	38,5	A01
3710.21	Kit chiusura supplememtare per bilico blocco di connessione da 35,5 mm *Additional Closing kit for pivot 35.5mm connection block*	38 - 41	35,5	A01
3710.22	Kit chiusura supplememtare per bilico blocco di connessione da 41,5 mm *Additional Closing kit for pivot 41.5mm connection block*	43,5 - 46,5	41,5	A01

Art. 3711.20

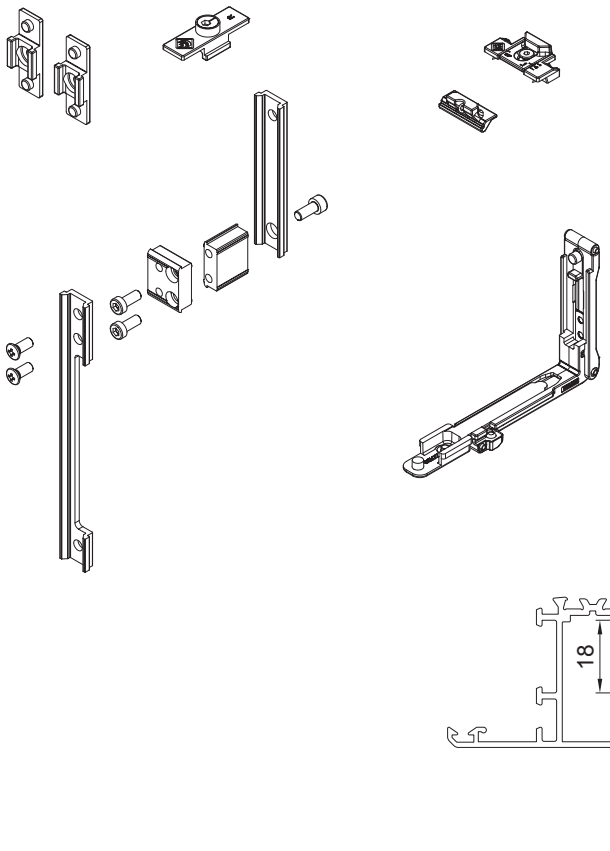

Art. 3711.30

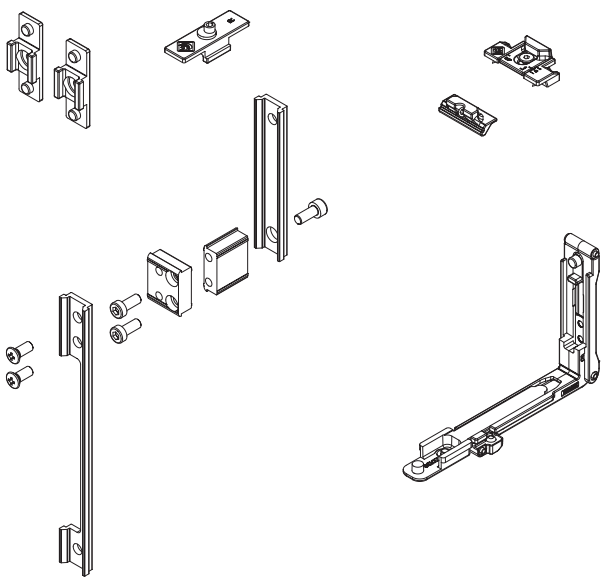

Art. 3711.40

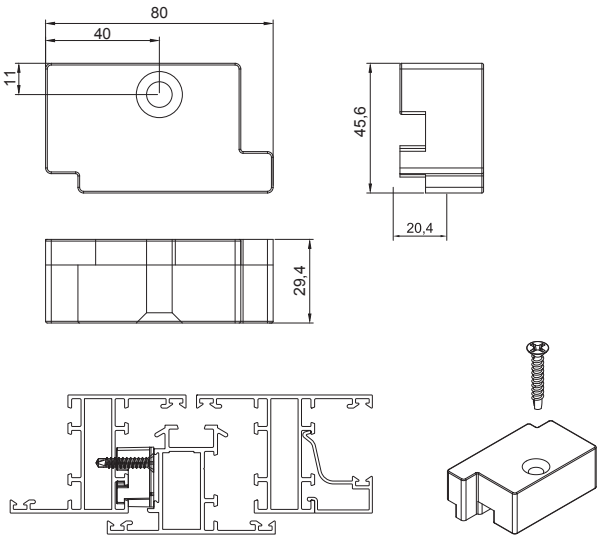

Art. 4248.13

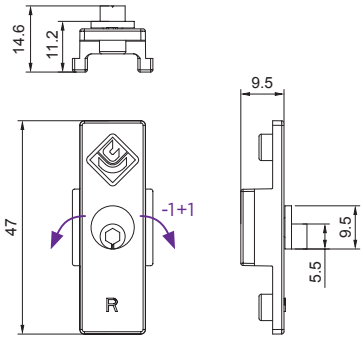

ART.	DESCRIZIONE / *DESCRIPTION*	NODO / *SECTION*
3711.20	Kit chiusura perimetrale supplementare per bilico orizzontale *Additional Closing kit for orizontal pivot*	A08
3711.30	Kit chiusura perimetrale supplementare per bilico verticale *Additional Closing kit for vertical pivot.*	A08
3711.40	Kit distanziale di riporto *Spacer kit*	A08
4248.13	Punto di chiusura con perno eccentrico abbinabile al riscontro 4207.11 *Locking point with eccentric pin to combine with 4207.11*	A08

CONFIGURAZIONE ORIZZONTALE - EASY PIVOT
HORIZONTAL CONFIGURATION CHART - EASY PIVOT

2000

1. 3700
2. 3710
3. 3710.10/3710.11/3710.12
4. 3070/3072/3100/3100.1
5. 3626.2
6. 6420E.XX
7. 3710.20/3710.21/3710.22
8. 4207.11 + 4246

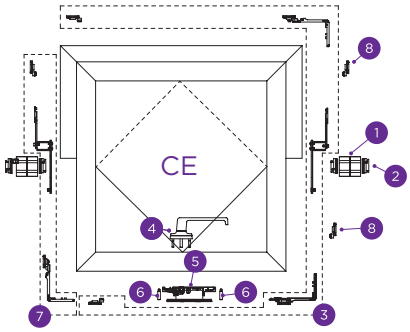

1. 3700
2. 3710
3. 3710.10/3710.11/3710.12
4. 3070/3072/3100/3100.1
5. 3626.2
6. 6420E.XX
7. 3710.20/3710.21/3710.22
8. 4207.11 + 4246

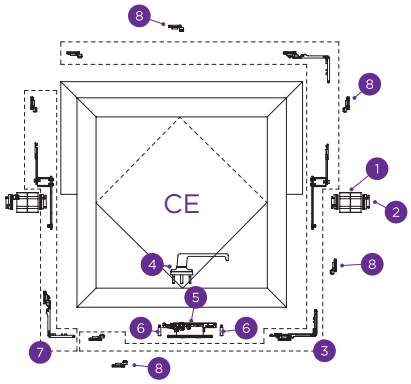

1. 3700
2. 3711
3. 3711.10
4. 3070/3072/3100/3100.1
5. 3626.2
6. 6420E.XX
7. 3711.20
8. 4207.2 + 4248.12
9. 4207.11 + 4248.13

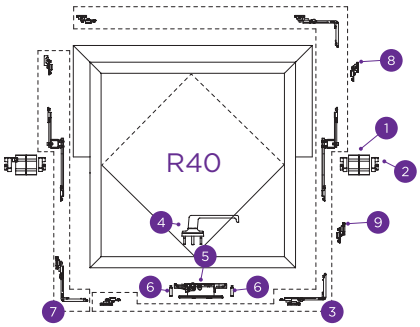

1. 3700
2. 3711
3. 3711.10
4. 3070/3072/3100/3100.1
5. 3626.2
6. 6420E.XX
7. 3711.20
8. 4207.2 + 4248.12
9. 4207.11 + 4248.13

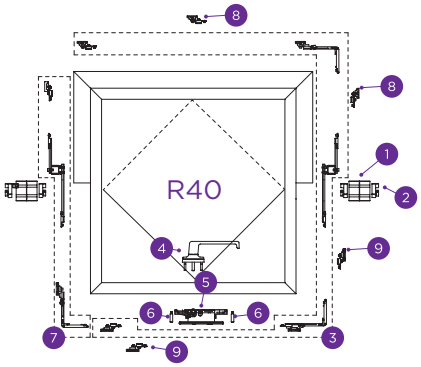

1800

1. 3700
2. 3710
3. 3710.10/3710.11/3710.12
4. 3070/3072/3100/3100.1
5. 3626.2
6. 6420E.XX

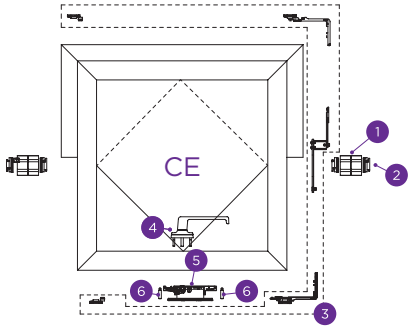

1. 3700
2. 3710
3. 3710.10/3710.11/3710.12
4. 3070/3072/3100/3100.1
5. 3626.2
6. 6420E.XX
7. 3710.20/3710.21/3710.22

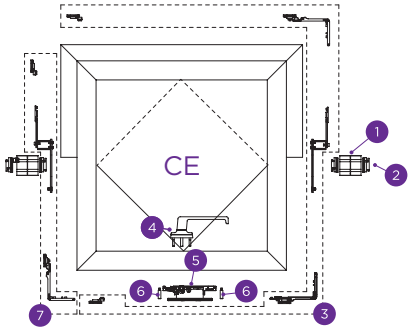

1. 3700
2. 3711
3. 3711.10
4. 3070/3072/3100/3100.1
5. 3626.2
6. 6420E.XX

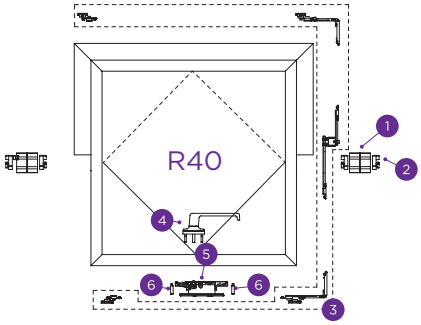

1. 3700
2. 3711
3. 3711.10
4. 3070/3072/3100/3100.1
5. 3626.2
6. 6420E.XX
7. 3711.20

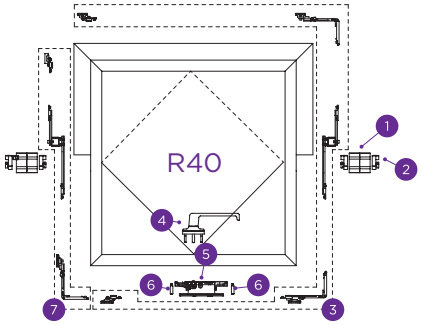

550

550 1800 2500

CONFIGURAZIONE VERTICALE - EASY PIVOT

VERTICAL CONFIGURATION CHART - EASY PIVOT

1800

*in abbinamento a 6111.15 / *combined with 6111.15*
**in abbinamento a 3627/3627.2 / *combined with 3627/3627.2*

CE

1. 3700.10
2. 3710
3. 3710.10/3710.11/3710.12
4. 6015/6011.10/6061/6018* 3070/3072/3100/3100.1**
5. 6111.15 3627/3627.2
6. 3710.20/3710.21/3710.22
7. 4207.11 + 4246

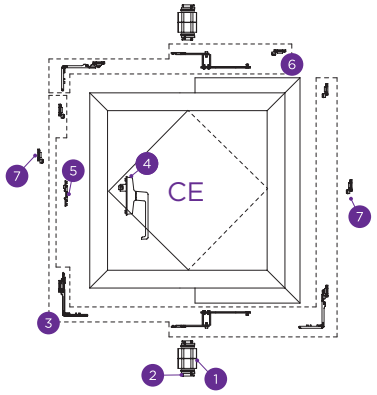

1. 3700.10
2. 3710
3. 3710.10/3710.11/3710.12
4. 6015/6011.10/6061/6018* 3070/3072/3100/3100.1**
5. 6111.14 3628.10
6. 3710.20/3710.21/3710.22
7. 4207.11 + 4246

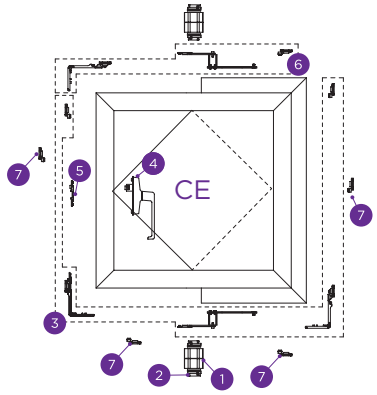

1. 3700.10
2. 3711
3. 3711.10
4. 6015/6011.10/6061/6018* 3070/3072/3100/3100.1**
5. 6111.14 3628/3628.2
6. 3711.30
7. 4207.2 + 4248.12
8. 4207.11 + 4248.13

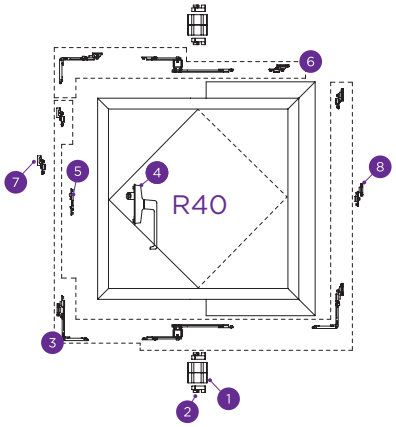

1. 3700.10
2. 3711
3. 3711.10
4. 66015/6011.10/6061/6018* 3070/3072/3100/3100.1**
5. 6111.14 3628/3628.2
6. 3711.30
7. 4207.2 + 4248.12
8. 4207.11 + 4248.13

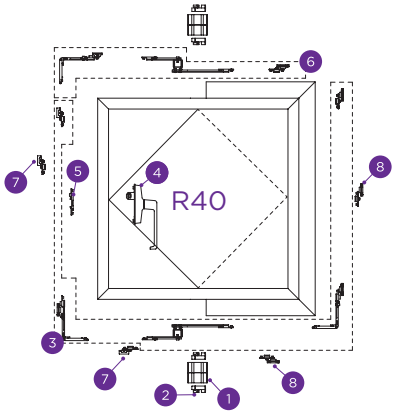

1000

*in abbinamento a 6111.14 / *combined with 6111.14*
**in abbinamento a 3628/3628.2 / *combined with 3628/3628.2*

R40

1. 3700.10
2. 3710
3. 3710.10/3710.11/3710.12
4. 6015/6011.10/6061/6018* 3070/3072/3100/3100.1**
5. 6111.15 3627/3627.2

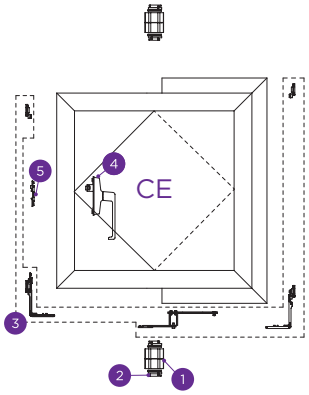

1. 3700.10
2. 3710
3. 3710.10/3710.11/3710.12
4. 6015/6011.10/6061/6018* 3070/3072/3100/3100.1**
5. 6111.15 3627/3627.2
6. 3710.20/3710.21/3710.22

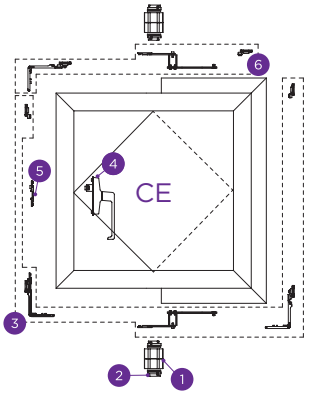

1. 3700.10
2. 3711
3. 3711.10
4. 6015/6011.10/6061/6018* 3070/3072/3100/3100.1**
5. 6111.14 3628/3628.2

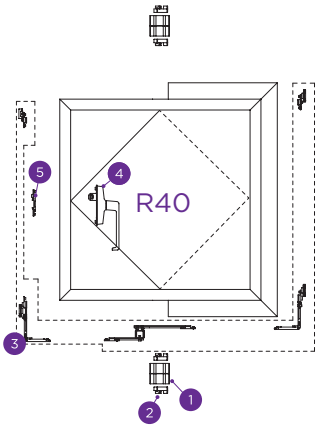

1. 3700.10
2. 3711
3. 3711.10
4. 6015/6011.10/6061/6018* 3070/3072/3100/3100.1**
5. 6111.14 3628/3628.2
6. 3711.30

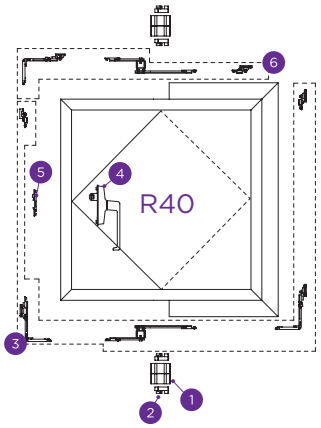

550

550 1000 1400

MANIGLIE E CREMONESI
HANDLES AND CREMONE BOLT
POIGNEES ET CREMONES
MANILLAS Y CREMONAS

Programma KARMA.
KARMA program.

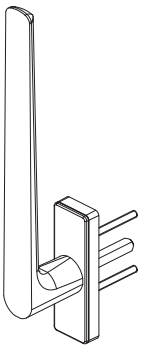

MANIGLIONE ALZANTE QUADRO 7 MM (AS200)
-
LIFT & SLIDE HANDLE PIN 7 MM (AS200)

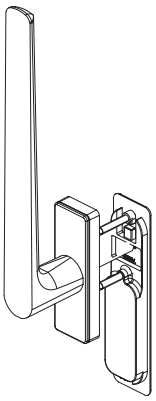

MANIGLIONE ALZANTE, CON MANIGLIA DI TRASCIMENTO QUADRO 7 MM (AS200)
-
LIFT & SLIDE HANDLE WITH PULL HANDLE PIN 7 MM (AS200)

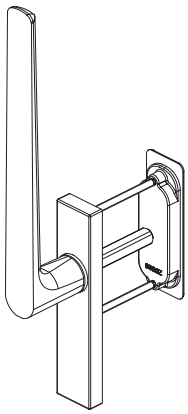

MANIGLIONE ALZANTE, CON MANIGLIA DI TRASCIMENTO QUADRO 10 MM (AS300-HS)
-
LIFT & SLIDE HANDLE WITH PULL HANDLE PIN 10 MM (AS300-HS)

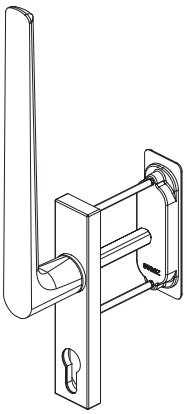

MANIGLIONE ALZANTE, CON MANIGLIA DI TRASCIMENTO QUADRO 10 MM (AS300-HS)
-
LIFT & SLIDE HANDLE WITH PULL HANDLE PIN 10 MM (AS300-HS)

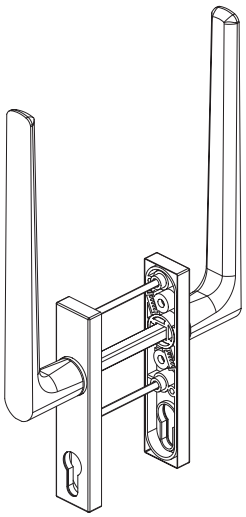

MANIGLIONE DOPPIO ALZANTE QUADRO 10 MM (AS300-HS)
-
LIFT & SLIDE DOUBLE HANDLE PIN 10 MM (AS300-HS)

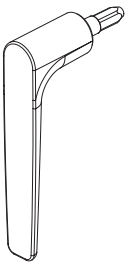

MARTELLINA MINIMAL DESIGN
-
MINIMAL DESIGN HANDLE

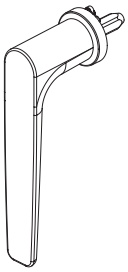

MARTELLINA MINIMAL DESIGN
-
MINIMAL DESIGN HANDLE

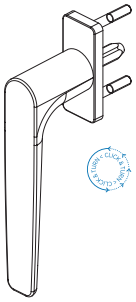

MARTELLINA MINIMAL DESIGN
-
MINIMAL DESIGN HANDLE

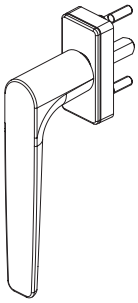

MARTELLINA
-
HANDLE

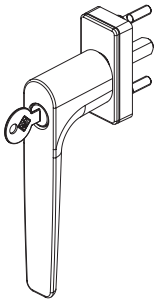

MARTELLINA CON CHIAVE
-
HANDLE WITH KEY

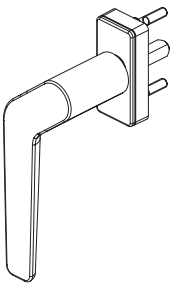

MARTELLINA DISASSATA DESTRA
-
RIGHT CRANK HANDLE

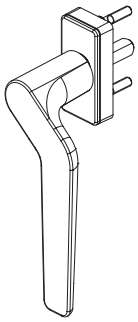

MARTELLINA DISASSATA SINISTRA
-
LEFT CRANK HANDLE

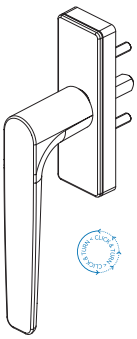

MARTELLINA CASSA 100 MM
-
HANDLE CASE 100 MM

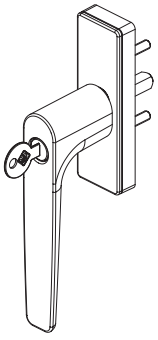

MARTELLINA CASSA 100 MM CON CHIAVE
-
HANDLE CASE 100 MM WITH KEY

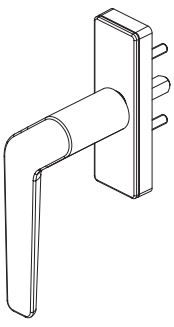

MARTELLINA CASSA 100 MM DISASSATA DESTRA
-
RIGHT CRANK HANDLE CASE 100 MM

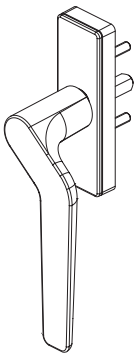

MARTELLINA CASSA 100 MM DISASSATA SINISTRA
-
LEFT CRANK HANDLE CASE 100 MM

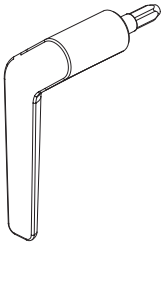

MARTELLINA
MINIMAL DESIGN
DISASSATA DESTRA
-
MINIMAL DESIGN RIGHT CRANK HANDLE

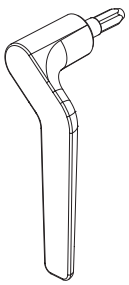

MARTELLINA
MINIMAL DESIGN
DISASSATA
SINISTRA
-
MINIMAL DESIGN LEFT CRANK HANDLE

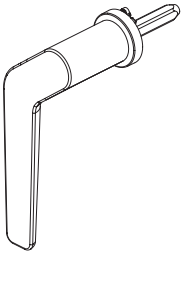

MARTELLINA
MINIMAL DESIGN
DISASSATA DESTRA
-
MINIMAL DESIGN RIGHT CRANK HANDLE

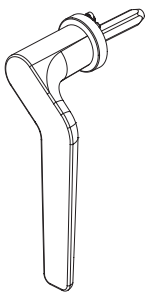

MARTELLINA
MINIMAL DESIGN
DISASSATA
SINISTRA
-
MINIMAL DESIGN LEFT CRANK HANDLE

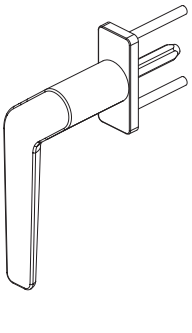

MARTELLINA
MINIMAL DESIGN
DISASSATA DESTRA
-
MINIMAL DESIGN RIGHT CRANK HANDLE

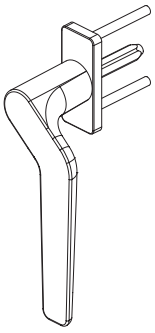

MARTELLINA
MINIMAL DESIGN
DISASSATA
SINISTRA
-
MINIMAL DESIGN LEFT CRANK HANDLE

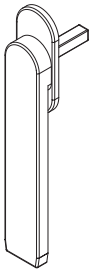

MARTELLINA
RIBASSATA
-
HANDLE WITH REDUCED GRIP

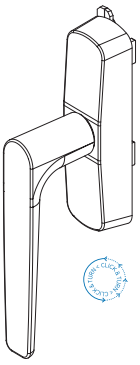

CREMONESE
-
CREMONE BOLT

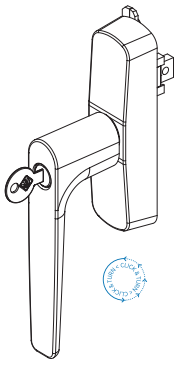

CREMONESE CON CHIAVE
-
CREMONE BOLT WITH KEY

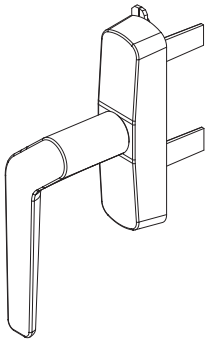

CREMONESE CON MANICO
DISASSATO DESTRO
-
CREMONE BOLT WITH RIGHT CRANK HANDLE

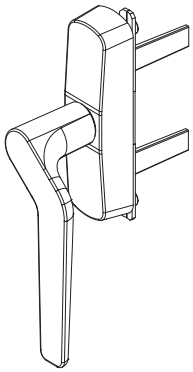

CREMONESE CON MANICO
DISASSATO SINISTRO
-
CREMONE BOLT WITH LEFT CRANK HANDLE

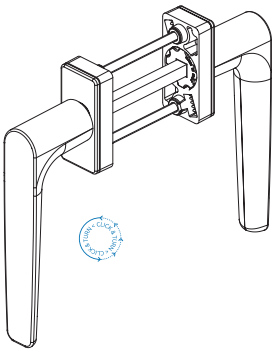

DOPPIA MARTELLINA
-
DOUBLE HANDLE

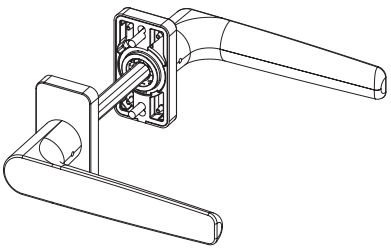

DOPPIA MANIGLIA MINIMAL
-
MINIMAL DOUBLE HANDLE

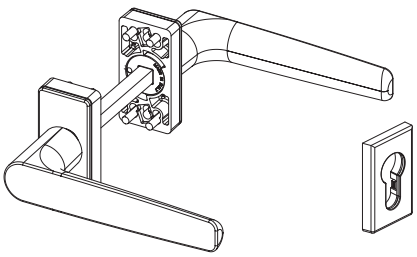

DOPPIA MANIGLIA
-
DOUBLE HANDLE

COPRICILINDRO
DI SICUREZZA
-
CYLINDER COVER

KARMA
MARTELLINA

BREVETTATO
PATENTED

Martellina minimal design | Minimal design handle
Bequille a poignee design minimaliste | Maneta de deseño minimal



Manico in alluminio pressofuso, tappo e rondella in nylon,bussola in zama, grano ,molla e perno in accaio inox.

Handle in die-cast aluminium, nylon plug and washer, zamak bush, setscrew, stainless steel spring, setscrew and pin.

Manche en aluminium moulé sous pression, nylon bouchon et rondelle, bague en zamak, grain, ressort et pivot en acier inox.

Mango en aluminio de fundición, tapón y arandela en nylon, casquillo en zamac prisionero, muelle y pernio en acero inoxidable.

ART.	3091 | 3091.1 3091.2 | 3091.3 3091.4			
Imballo | Package | Conditionnement | Embalaje	5 PZ			
Finiture disponibili | Available finishes Finitions disponibles | Acabados disponibles	1	2	3	4

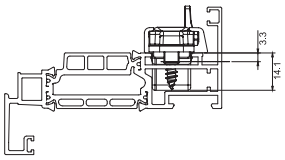

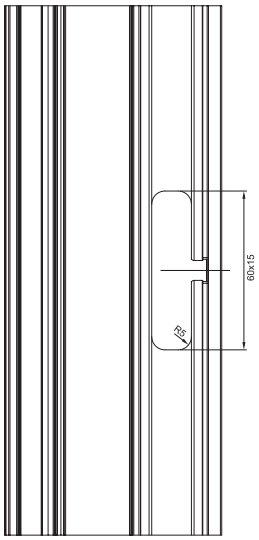

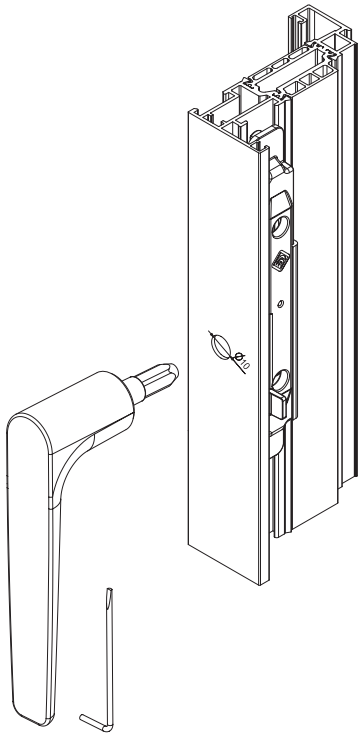

Art. 3091 | 3091.X

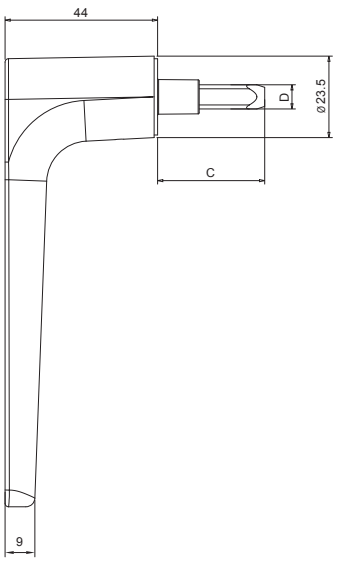

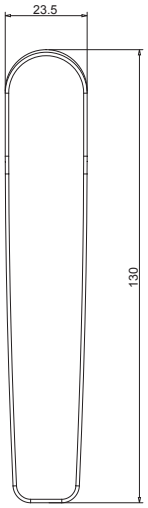

	DESCRIZIONE *DESCRIPTION*	ART.	C	D
⚠	Martellina minimal design *Minimal design handle*	3091	23,5 - 33 mm	7
⚠	Martellina minimal design *Minimal design handle*	3091.1	33,5 - 43 mm	7
⚠	Martellina minimal design *Minimal design handle*	3091.2	38,5 - 48 mm	7
⚠	Martellina minimal design *Minimal design handle*	3091.3	48,5 - 58 mm	7
⚠	Martellina minimal design *Minimal design handle*	3091.4	68,5 - 78 mm	7

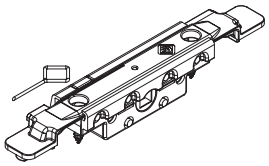

CE	ERRE40
3630.10	3631.10

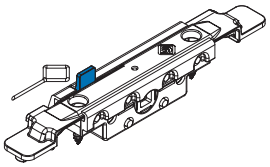

CE	ERRE40
3630	3631

⚠ Utilizzabile solo in abbinamento alla movimentazione
Art. 3630 | 3630.10 - Art. 3631 | 3631.10
Only usable with one way movement
Art. 3630 | 3630.10 - Art. 3631 | 3631.10

KARMA
MARTELLINA

BREVETTATO
PATENTED

Martellina minimal design | Minimal design handle
Bequille a poignee design minimaliste | Maneta de deseño minimal



Manico in alluminio pressofuso, rotore in zama, cassa in derlin, cover in alluminio, viti e perno in acciaio e bussola in zama.

Handle in die-cast aluminium, zamak rotor, derlin case, aluminium cover, steel screws and pin, zamak bush.

Manche en aluminium moulé sous pression, rotor en zamak, caisse en derlin, cover en aluminium, vis et pivot en acier, bague en zamak.

Mango en aluminio de fundición, rotor en zamac, caja en derlin, tapa en aluminio, tornillos y pernio en acero, casquillo en zamac.

ART.	3091.30 | 3091.31 3091.32 | 3091.33 3091.34				3091.13			
Imballo | Package | Conditionnement | Embalaje	5 PZ				5 Cp			
Finiture disponibili | Available finishes Finitions disponibles | Acabados disponibles	1	2	3	4	1	2	3	4

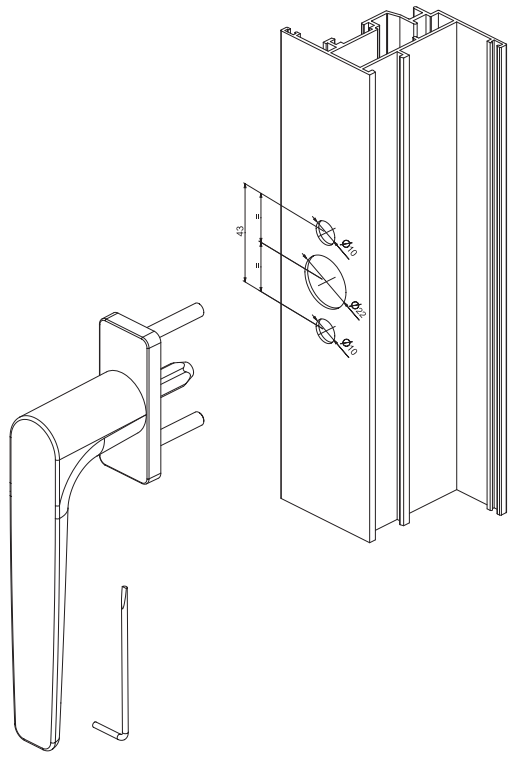

Art. 3091.3X

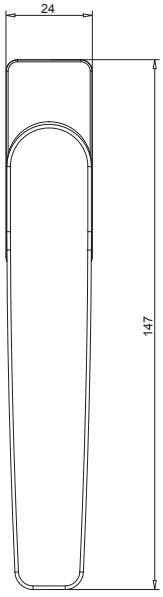

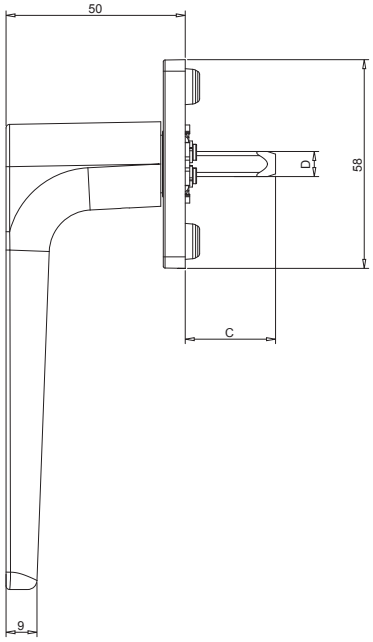

DESCRIZIONE *DESCRIPTION*	ART.	C	D
Martellina minimal design - Int. 43mm *Minimal design handle - Int. 43mm*	3091.30	17,5 - 27 mm	7
Martellina minimal design - Int. 43mm *Minimal design handle - Int. 43mm*	3091.31	27,5 - 37 mm	7
Martellina minimal design - Int. 43mm *Minimal design handle - Int. 43mm*	3091.32	32,5 - 42 mm	7

DESCRIZIONE *DESCRIPTION*	ART.	C	D
Martellina minimal design - Int. 43mm *Minimal design handle - Int. 43mm*	3091.33	42,5 - 52 mm	7
Martellina minimal design - Int. 43mm *Minimal design handle - Int. 43mm*	3091.34	62,5 - 72 mm	7
Doppia martellina minimal design - Int. 43mm *Minimal design double handle - Int. 43mm*	3091.13	Max 65mm	7

KARMA

MARTELLINA MINIMAL DESIGN CON MANICO DISASSATO

BREVETTATO PATENTED

Martellina minimal design con manico disassato | Minimal design cremone bolt with offset handle | Martelet minimal design avec poignée décalée | Maneta minimal design con mango descentrado



Manico in alluminio pressofuso, tappo e rondella in nylon,bussola in zama, grano ,molla e perno in accaio inox.

Die-cast aluminium handle, nylon cap and washer, zamak bushing, set screw, stainless steel spring and pin.

Poignée en aluminium coulé; bouchon et rondelle en nylon; bague en zamac, goujon, ressort et pivot en acier inox.

Mango de aluminio moldeado a presión, tapón y arandela de nailon, casquillo de zamak, tornillo prisionero, muelle y perno de acero inoxidable.

ART.	3091.1D | 3091.1S 3091.D | 3091.S			
Imballo | Package | Conditionnement | Embalaje	2 Cp			
Finiture disponibili | Available finishes Finitions disponibles | Acabados disponibles	1	2	3	4

Art. 3091.D | 3091.1D

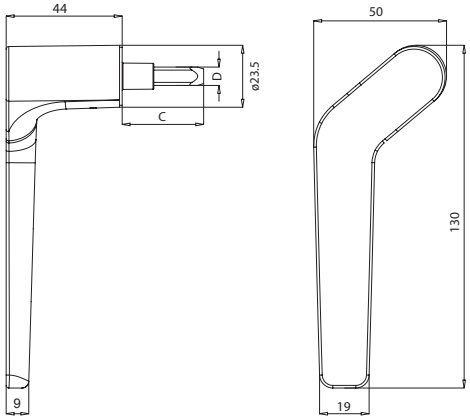

Art. 3091.S | 3091.1S

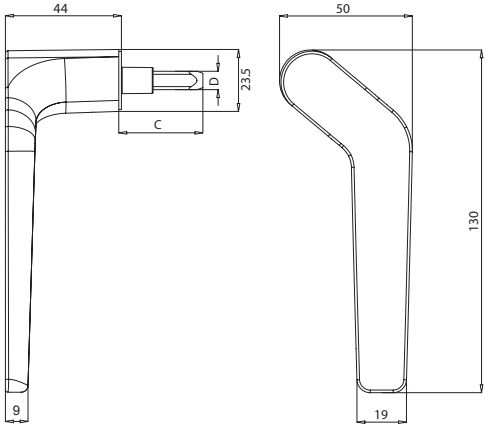

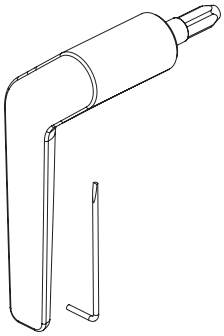

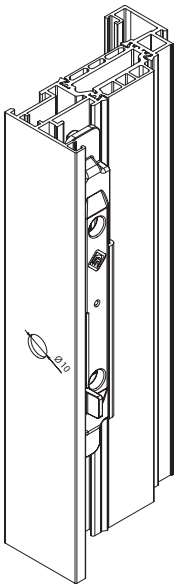

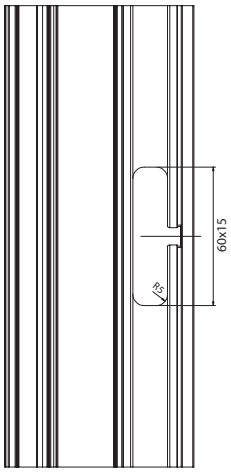

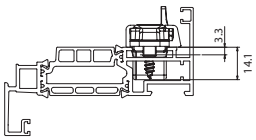

DESCRIZIONE *DESCRIPTION*	ART.	C	D
KARMA - Martellina con manico disassato DX *KARMA - Cranck Handle RH*	3091.D	23,5 - 33 mm	7
KARMA - Martellina con manico disassato SX *KARMA - Cranck Handle LH*	3091.S	33,5 - 43 mm	7
KARMA - Martellina con manico disassato DX *KARMA - Cranck Handle RH*	3091.1D	23,5 - 33 mm	7
KARMA - Martellina con manico disassato SX *KARMA - Cranck Handle LH*	3091.1S	33,5 - 43 mm	7

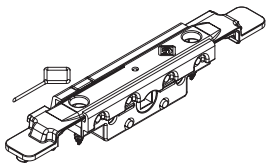

CE	ERRE40
3630.10	3631.10

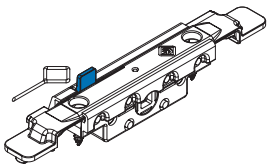

CE	ERRE40
3630	3631

Utilizzabile solo in abbinamento alla movimentazione
Art. 3630 | 3630.10 - Art. 3631 | 3631.10
Only usable with one way movement
Art. 3630 | 3630.10 - Art. 3631 | 3631.10

KARMA

MARTELLINA MINIMAL DESIGN CON MANICO DISASSATO

BREVETTATO PATENTED

Martellina minimal design con manico disassato | Minimal design cremone bolt with offset handle | Martelet minimal design avec poignée décalée | Maneta minimal design con mango descentrado



Manico in alluminio pressofuso, rotore in zama, cassa in derlin, cover in alluminio, viti e perno in acciaio e bussola in zama.

Die-cast aluminium handle, zamak rotor, derlin body, aluminium cover, steel screws and pin and zamak socket.

Poignée en aluminium coulé; rotor en zamac, caisse en derlin, couverture en aluminium, vis et pivot en acier et bague en zamac.

Mango de aluminio moldeado a presión, rotor de zamak, caja de derlin, carcasa de aluminio, tornillos y perno de acero y casquillo de zamak.

ART.	3091.32D | 3091.32S 3091.33D | 3091.33S			
Imballo | Package | Conditionnement | Embalaje	2 Cp			
Finiture disponibili | Available finishes Finitions disponibles | Acabados disponibles	1	2	3	4

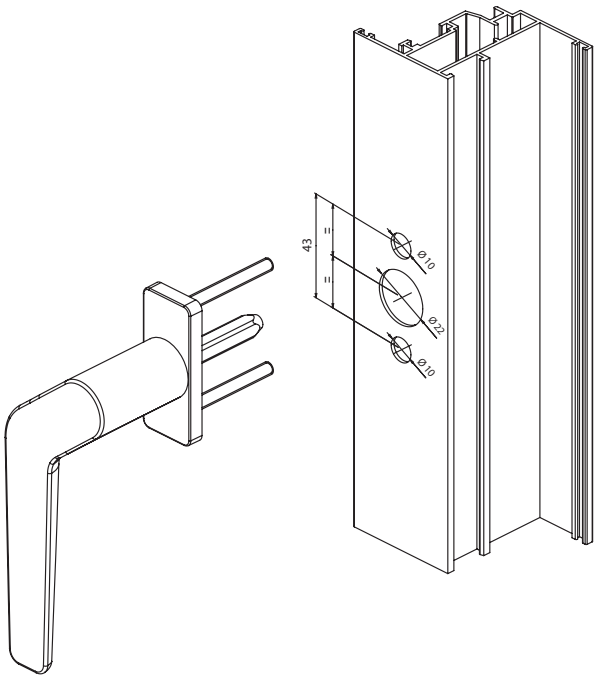

Art. 3091.32D | 3091.33D

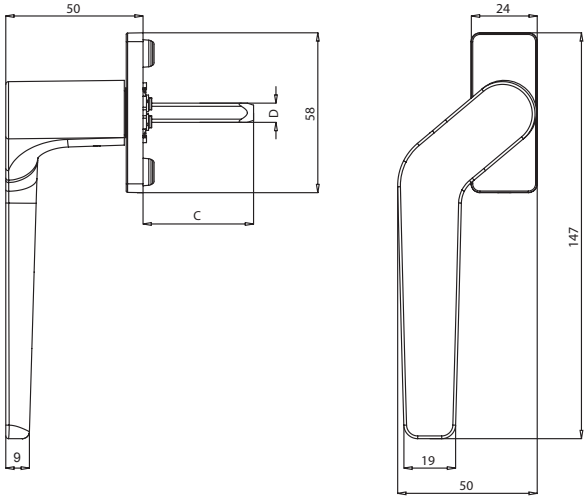

Art. 3091.32S | 3091.33S

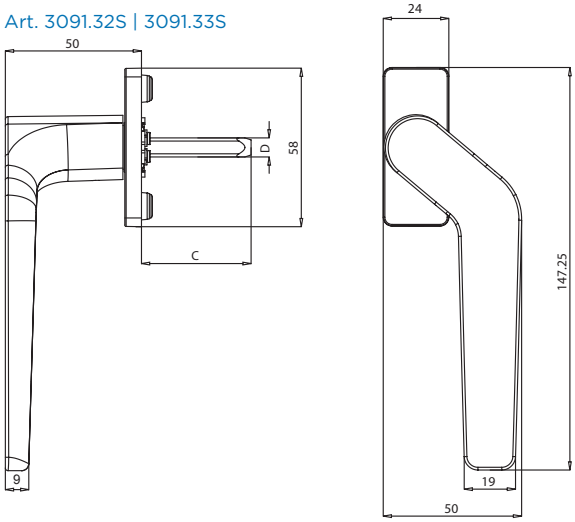

DESCRIZIONE *DESCRIPTION*	ART.	C	D
KARMA - Martellina con manico disassato Int. 43 mm DX *KARMA - Cranck Handle Int. 43 mm RH*	3091.32D	32,5 - 42 mm	7
KARMA - Martellina con manico disassato Int. 43 mm SX *KARMA - Cranck Handle Int. 43 mm LH*	3091.32S	32,5 - 42 mm	7
KARMA - Martellina con manico disassato Int. 43 mm DX *KARMA - Cranck Handle Int. 43 mm RH*	3091.33D	42,5 - 52 mm	7
KARMA - Martellina con manico disassato Int. 43 mm SX *KARMA - Cranck Handle Int. 43 mm LH*	3091.33S	42,5 - 52 mm	7

KARMA
MARTELLINA

BREVETTATO PATENTED

Martellina | Handle | Martelet | Maneta



Manico in alluminio pressofuso; cassa, copricassa e rotore in zama; boccole antifrizionamento in delrin, perno e viti in acciaio.

Die-cast aluminium handle, body, body cover and rotor in zamak, screws and pin in steel.

Poignée en aluminium coulé ; caisse, couvre-caisse et rotor en zamac ; pivot et vis en acier.

Mango de aluminio moldeado a presión; caja, cubrecaja y rotor de zamak; tornillos y perno de acero.

ART.	3100.41 | 3100 | 3100.1				3101 | 3101.1 3101.25				3100.10 3100.15			
Imballo | Package | Conditionnement | Embalaje	20 Pz				5 Pz				10 Cp			
Finiture disponibili | Available finishes Finitions disponibles | Acabados disponibles	1	2	3	4	1	2	3	4	1	2	3	4

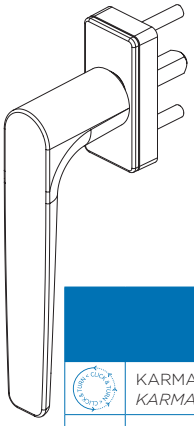

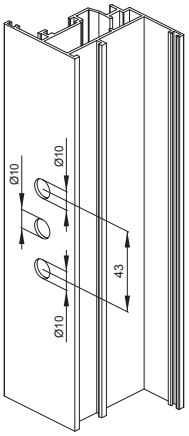

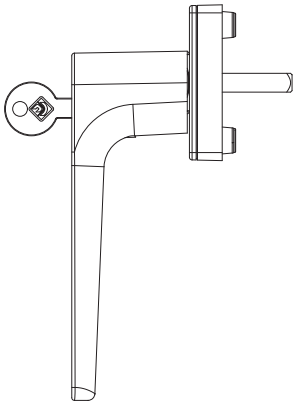

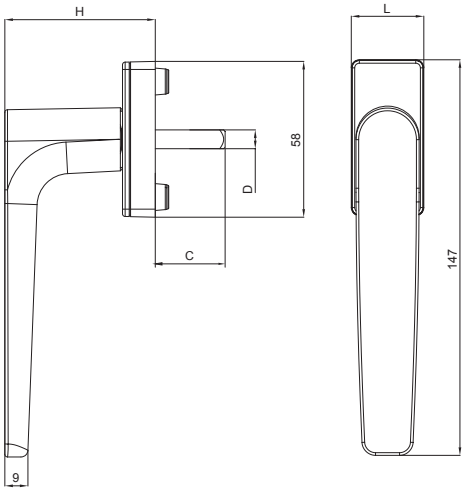

	DESCRIZIONE *DESCRIPTION*	ART.	L	H	C	D
	KARMA - Martellina *KARMA - Handle*	3100	27	56	26mm	7
	KARMA – Martellina per scorrevole parallelo SP160 versione semiautomatica *KARMA – Handle for tilt and slide SP160 semi-automatic version*	3100.41	27	56	26mm	7
	KARMA - Martellina *KARMA - Handle*	3100.1	27	56	46mm	7
	KARMA - Doppia Martellina *KARMA - Double Handle*	3100.10	27	56	Max 64	7
	KARMA - Martellina *KARMA - Handle*	3100.15	27	56	-	-
	KARMA - Martellina con cilindro *KARMA - Handle with key*	3101	27	56	26mm	7
	KARMA - Martellina con cilindro *KARMA - Handle with key*	3101.1	27	56	46mm	7
	KARMA - Martellina per anta ribalta manovra logica, apertura DX e SX *KARMA - Handle for tilt before turn, right and left opening*	3101.25	27	56	26mm	7

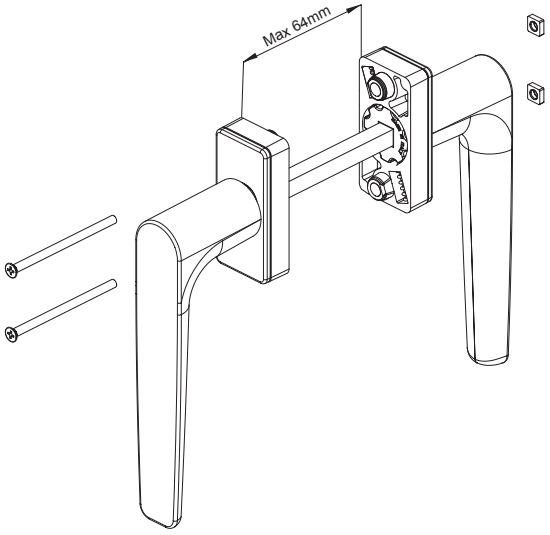

KARMA

MARTELLINA CON MANICO DISASSATO

BREVETTATO PATENTED

Martellina con manico disassato | Offset handle |
Martelet avec poignée décalée | Maneta con mango descentrado



Manico in alluminio pressofuso, cassa, copricassa e rotore in zama, viti e perno in acciaio.

Die-cast aluminium handle, body, body cover and rotor in zamak, screws and pin in steel.

Poignée en aluminium coulé ; caisse, couvre-caisse et rotor en zamac ; pivot et vis en acier.

Mango de aluminio moldeado a presión; caja, cubrecaja y rotor de zamak; tornillos y perno de acero.

ART.	3102.1D | 3102.1S 3102.D | 3102.S			
Imballo | Package | Conditionnement | Embalaje	5 Pz			
Finiture disponibili | Available finishes Finitions disponibles | Acabados disponibles	1	2	3	4

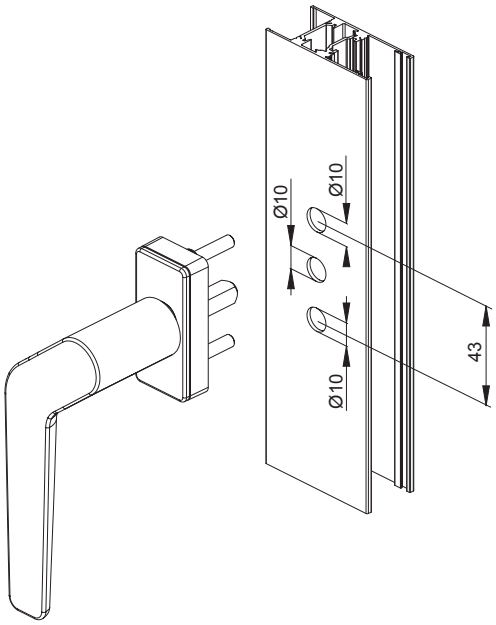

Art. 3102.S | 3102.1S

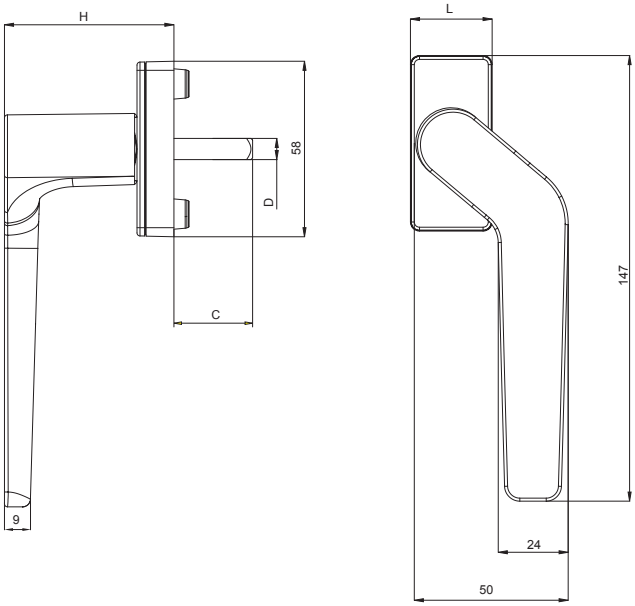

Art. 3102.D | 3102.1D

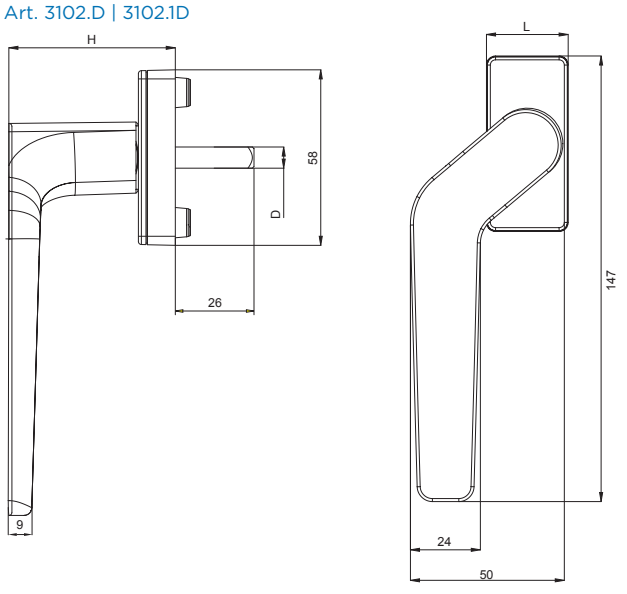

DESCRIZIONE *DESCRIPTION*	ART.	L	H	C	D
KARMA - Martellina con manico disassato *KARMA - Cranck Handle*	3102.D	27	56	26mm	7
KARMA - Martellina con manico disassato *KARMA - Cranck Handle*	3102.1D	27	56	46mm	7
KARMA - Martellina con manico disassato *KARMA - Cranck Handle*	3102.S	27	56	26mm	7
KARMA - Martellina con manico disassato *KARMA - Cranck Handle*	3102.1S	27	56	46mm	7

KARMA

MARTELLINA CASSA 100 MM

BREVETTATO
PATENTED

Martellina cassa 100 mm | Handle body 100 mm |
Martelet Caisse 100 mm | Maneta Caja de 100 mm



Manico in alluminio pressofuso, cassa, copricassa e rotore in zama, viti e perno in acciaio.

Die-cast aluminium handle, body, body cover and rotor in zamak, screws and pin in steel.

Poignée en aluminium coulé ; caisse, couvre-caisse et rotor en zamac ; pivot et vis en acier.

Mango de aluminio moldeado a presión; caja, cubrecaja y rotor de zamak; tornillos y perno de acero.

ART.	3103 | 3105 | 3103.1 3104.1D | 3104.1S 3105.1 | 3105.25			
Imballo | Package | Conditionnement | Embalaje	5 Pz			
Finiture disponibili | Available finishes Finitions disponibles | Acabados disponibles	1	2	3	4

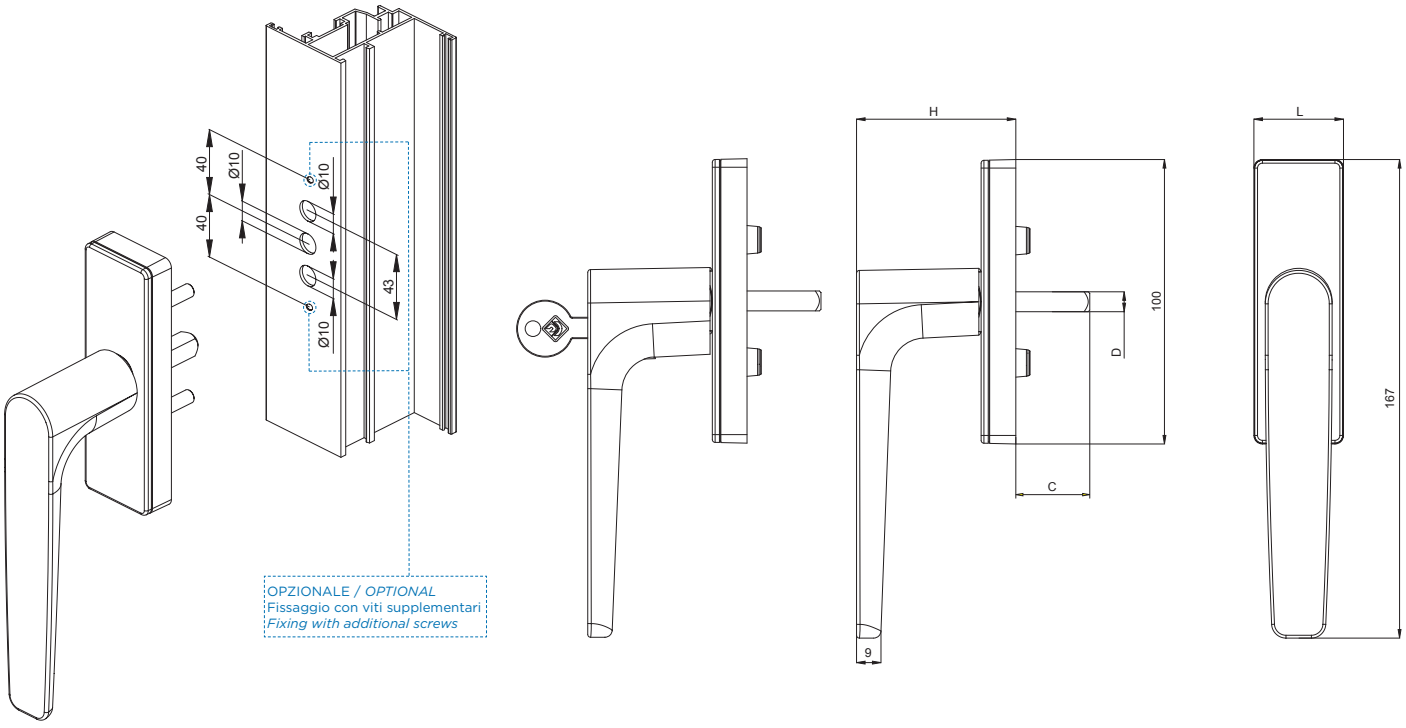

DESCRIZIONE *DESCRIPTION*		ART.	L	H	C	D
	KARMA - Martellina *KARMA - Handle*	3103	31	56	26mm	7
	KARMA - Martellina *KARMA - Handle*	3103.1	31	56	46mm	7
	KARMA - Martellina con cilindro *KARMA - Handle with key*	3105	31	56	26mm	7
	KARMA - Martellina con cilindro *KARMA - Handle with key*	3105.1	31	56	46mm	7
	KARMA - Martellina per anta ribalta manovra logica, apertura DX e SX *KARMA - Handle for tilt before turn, right and left opening*	3105.25	31	56	26mm	7

KARMA

MARTELLINA CON MANICO DISASSATO CASSA 100 MM

BREVETTATO PATENTED

Martellina con manico disassato Cassa 100 mm | Offset handle 100 mm body | Martelet avec poignée décalée Caisse 100 mm | Maneta con mango descentrado Caja de 100 mm



Manico in alluminio pressofuso, cassa, copricassa e rotore in zama, viti e perno in acciaio.

Die-cast aluminium handle, body, body cover and rotor in zamak, screws and pin in steel.

Poignée en aluminium coulé ; caisse, couvre-caisse et rotor en zamac ; pivot et vis en acier.

Mango de aluminio moldeado a presión; caja, cubrecaja y rotor de zamak; tornillos y perno de acero.

ART.	3104.D | 3104.S 3104.1D | 3104.1S			
Imballo | Package | Conditionnement | Embalaje	5 Pz			
Finiture disponibili | Available finishes Finitions disponibles | Acabados disponibles	1	2	3	4

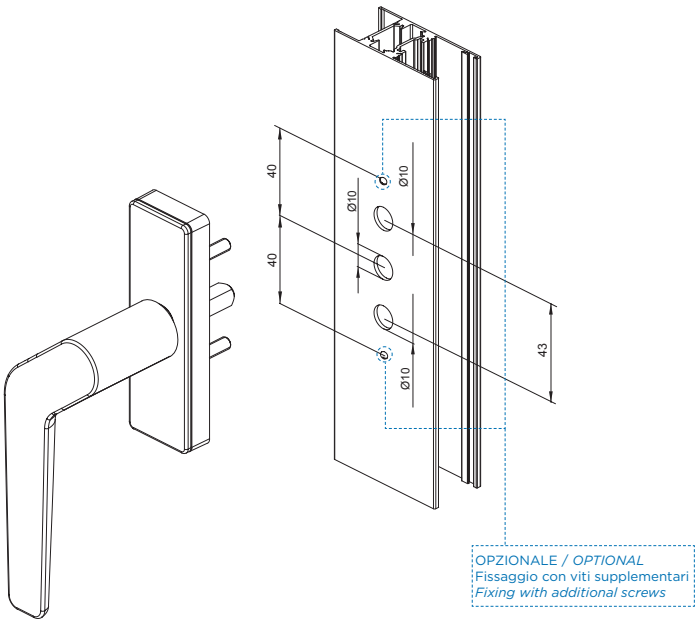

OPZIONALE / *OPTIONAL*
Fissaggio con viti supplementari
Fixing with additional screws

Art. 3104.S | 3104.1S

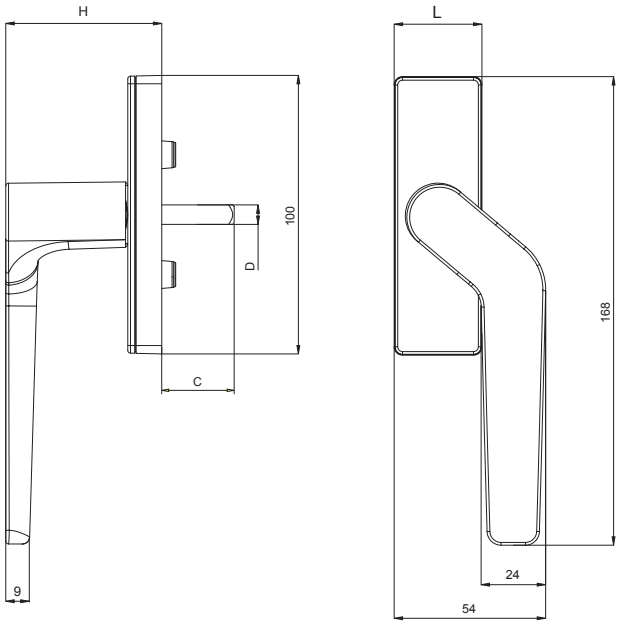

Art. 3104.D | 3104.1D

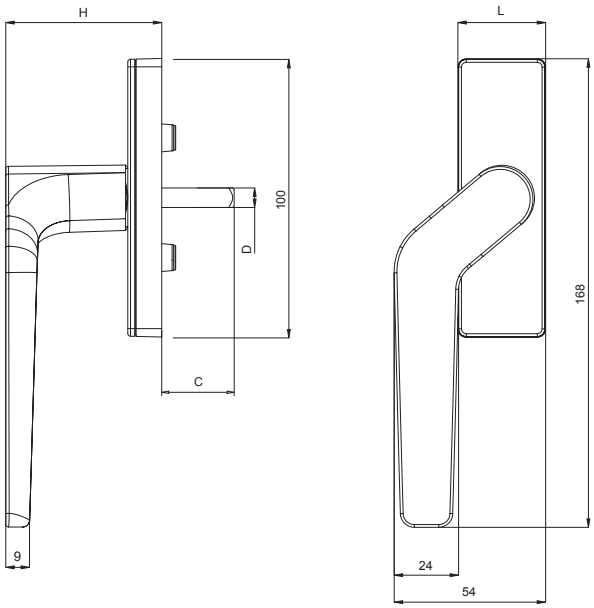

DESCRIZIONE *DESCRIPTION*	ART.	L	H	C	D
KARMA - Martellina con manico disassato DX *KARMA - Cranck Handle RH*	3104.D	31	56	26mm	7
KARMA - Martellina con manico disassato SX *KARMA - Cranck Handle LH*	3104.S	31	56	26mm	7
KARMA - Martellina con manico disassato DX *KARMA - Cranck Handle LH*	3104.1D	31	56	46mm	7
KARMA - Martellina con manico disassato SX *KARMA - Cranck Handle LH*	3104.1S	31	56	46mm	7

KARMA
MARTELLINA RIBASSATA

Martellina ribassata | Reduced handle |
Béquille à poignée - baissée | Maneta rebajada



Manico, cassa e cover in zama; perno, viti e molle in acciaio zincato; rondelle in derlin.

Handle, case and cover in zamak; pin, screws and springs in galvanized steel; derlin washers.

Manche, caisse et cover en zamak; pivot, vis et ressorts en acier zinguè; rondelles en delrin.

Mango, caja y tapa en zamak; pasador, tornillos y resortes de acero galvanizado; arandelas derlin.

ART.	3106 | 3106.30 3106.31			
Imballo | Package | Conditionnement | Embalaje	5 Pz			
Finiture disponibili | Available finishes Finitions disponibles | Acabados disponibles	1	2	3	4

Art. 3106

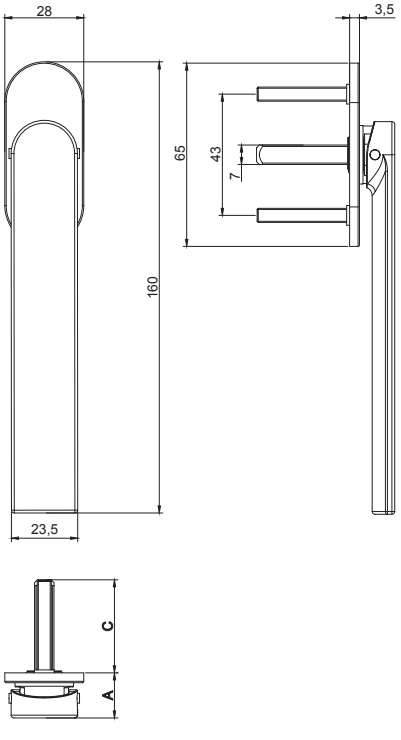

Art. 3106.30 | 3106.31

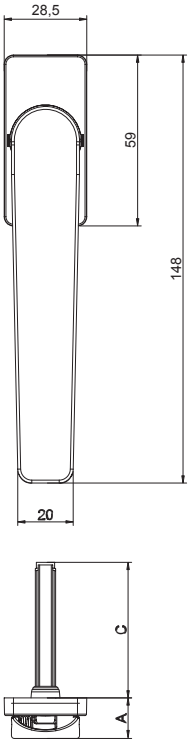

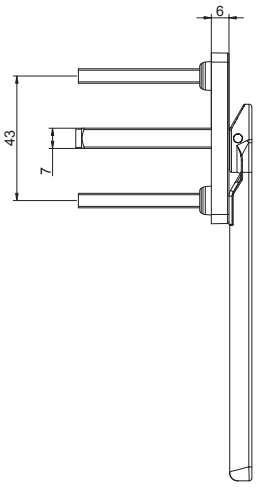

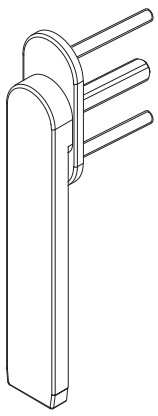

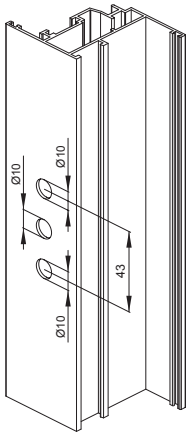

DESCRIZIONE *DESCRIPTION*	ART.	A	C	NODO *SECTION*
KARMA - Martellina ribassata per apertura interna ed esterna *KARMA - Reduced handle for inward and outward opening*	3106	16	33	A30
	3106.30	14	45	A31
	3106.31	14	36	A30

KARMA

MANIGLIONE DOPPIO ALZANTE QUADRO 7 MM (AS200)

BREVETTATO PATENTED

Maniglione | Pull handle
Barre | Manillón



Manico in alluminio estruso; cassa, copricassa e rotore in zama; boccole antifrizionamento in delrin, viti e perno in acciaio.

Extruded aluminium handle; body, body cover and rotor made of zamak; anti-friction bushings in delrin, steel pin and screws.

Poignée en aluminium extrudé ; caisse, couvre-caisse et rotor en zamac ; bagues anti-friction en delrin, pivot et vis en acier.

Mango de aluminio moldeado a presión; caja, cubrecaja y rotor de zamak; casquillos antifricción de delrin, tornillos y perno de acero.

ART.	3081.10			
Imballo | Package | Conditionnement | Embalaje	1 CP			
Finiture disponibili | Available finishes Finitions disponibles | Acabados disponibles	1	2	3	4

Art. 3081.10

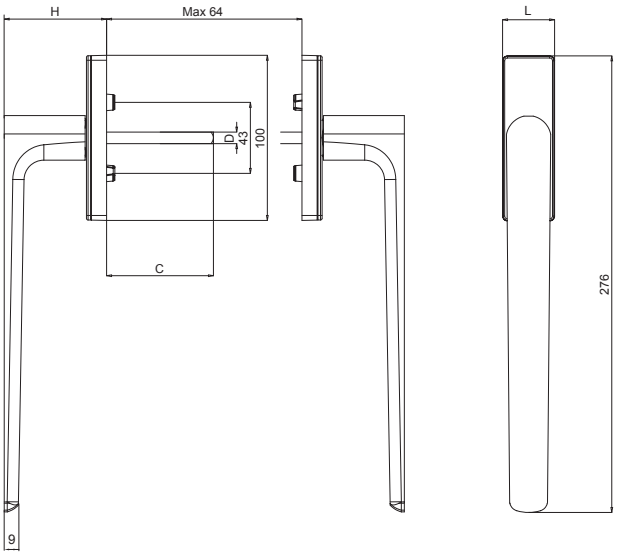

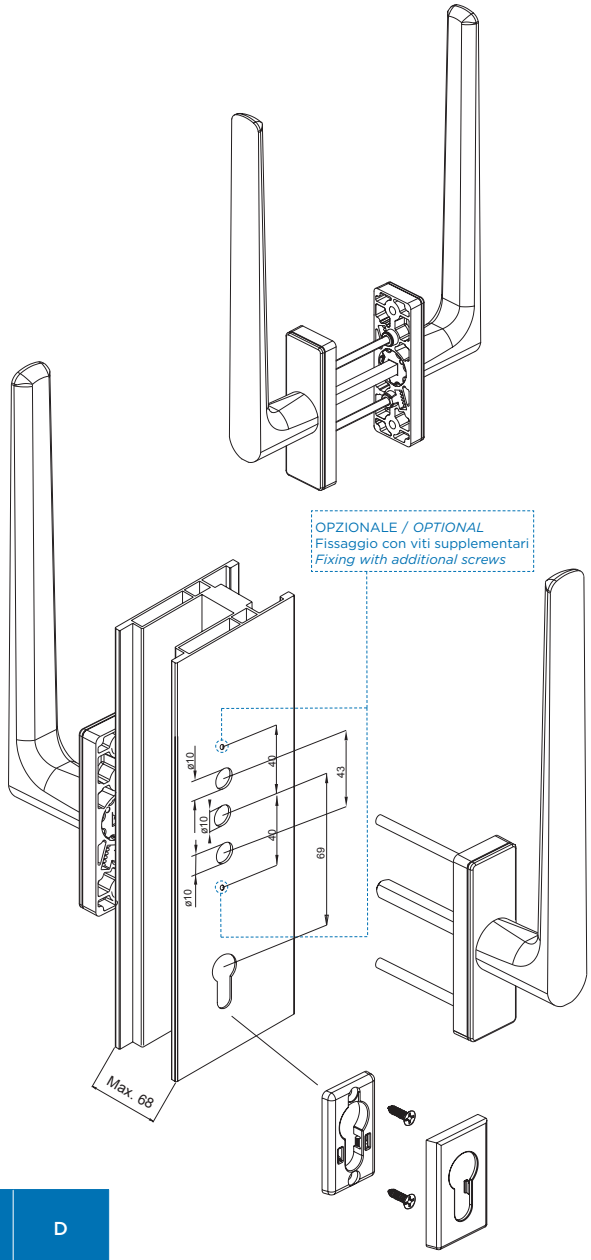

"DESCRIZIONE DESCRIPTION"	ART.	L	H	C	D
KARMA - Maniglione doppio per alzante *KARMA - Double handle for lift and slide"*	3081.10	31	62	74	7

2129.4
Abbinabile | Combined

KARMA

MANIGLIONE ALZANTE CON MANIGLIA DI TRAINO QUADRO 10 MM (AS300)

BREVETTATO PATENTED



Maniglione | Pull handle
Barre | Manillón

Manico in alluminio estruso; cassa, copricassa, vaschetta di traino e rotore in zama; boccole antifrizionamento in delrin, viti e perno in acciaio.

Extruded aluminium handle; body, body cover, pull tray and rotor made of zamak; anti-friction bushings in delrin, steel pin and screws.

Poignée en aluminium extrudé ; caisse, couvre-caisse et rotor en zamac ; bagues anti-friction en delrin, pivot et vis en acier.

Mango de aluminio moldeado a presión; caja, cubrecaja, tirador y rotor de zamak; casquillos antifricción de delrin, tornillos y perno de acero.

ART.	3081.20 | 3081.21				6399.11			
Imballo | Package | Conditionnement | Embalaje	2 Pz				20 Pz			
Finiture disponibili | Available finishes Finitions disponibles | Acabados disponibles	1	2	3	4	1	2	3	4

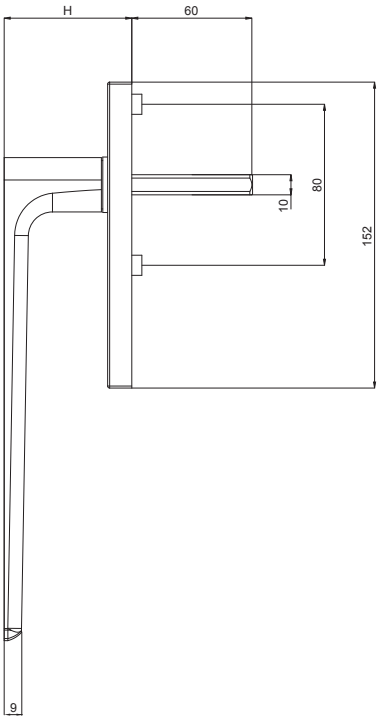

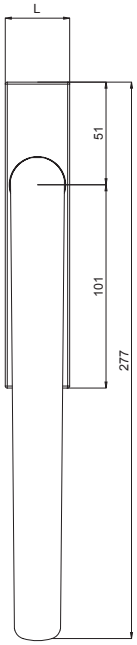

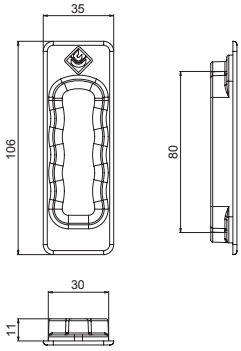

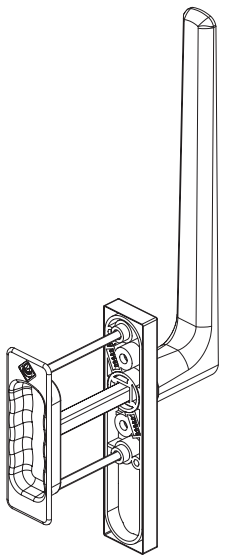

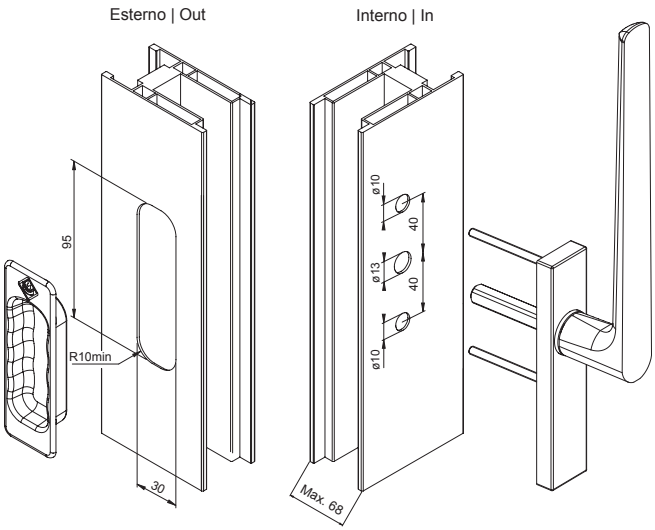

DESCRIZIONE *DESCRIPTION*	ART.	L	H
KARMA - Maniglione alzante con vaschetta di traino esterna *KARMA - Lift and slide handle with external pull handle"*	3081.20	32	63.5
KARMA - Maniglione alzante *KARMA - Lift and slide handle"*	3081.21	32	63.5
Vaschetta di traino esterna *External pull handle*	6399.1	-	-

KARMA

MANIGLIONE ALZANTE CON MANIGLIA DI TRAINO QUADRO 10 MM (AS300)

BREVETTATO PATENTED



Maniglione | Pull handle
Barre | Manillón

Manico in alluminio estruso; cassa, copricassa, vaschetta di traino e rotore in zama; boccole antifrizionamento in delrin, viti e perno in acciaio.

Extruded aluminium handle; body, cover and rotor made of zamak; anti-friction delrin bushings, screws and pins in stainless steel.

Poignée en aluminium extrudé ; caisse, couvre-caisse, et rotor en zamac ; bagues anti-friction en delrin, pivot et vis en acier.

Mango de aluminio moldeado a presión; caja, cubrecaja y rotor de zamak; casquillos antifricción de delrin, tornillos y perno de acero.

ART.	3081.30 | 3081.31				6399.11			
Imballo | Package | Conditionnement | Embalaje	2 Pz				20 Pz			
Finiture disponibili | Available finishes Finitions disponibles | Acabados disponibles	1	2	3	4	1	2	3	4

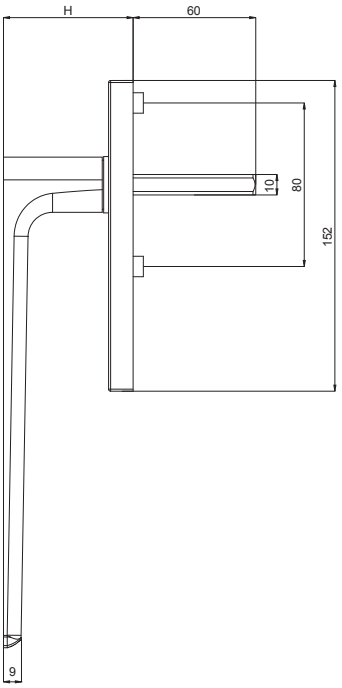

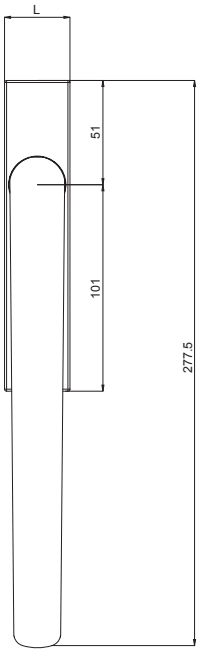

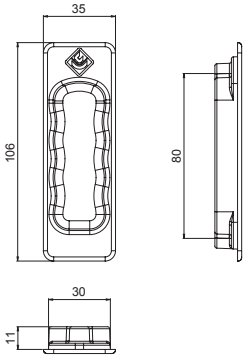

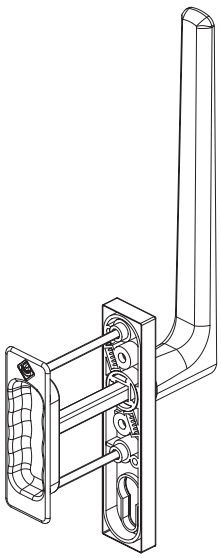

Esterno | Out

Interno | In

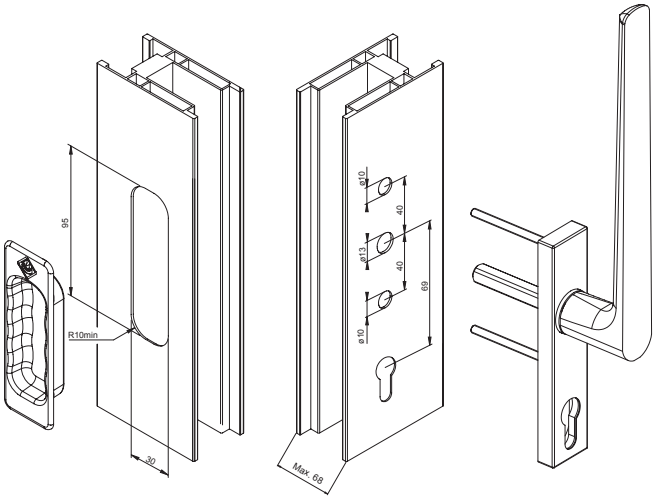

DESCRIZIONE *DESCRIPTION*	ART.	L	H
KARMA - Maniglione alzante con predisposizione per cilindro con vaschetta di traino esterna *KARMA - Lift and slide handle with key and external pull handle*	3081.30	32	63.5
KARMA - Maniglione alzante con predisposizione per cilindro *KARMA - Lift and slide handle with key"*	3081.31	32	63.5
Vaschetta di traino esterna *External pull handle*	6399.11	-	-

KARMA

MANIGLIONE DOPPIO ALZANTE QUADRO 10 MM (AS300)

BREVETTATO
PATENTED



Maniglione | Pull handle
Barre | Manillón

Manico in alluminio estruso; cassa, copricassa e rotore in zama; boccole antifrizionamento in delrin, perno e viti in acciaio.

Extruded aluminium handle; body, cover and rotor made of zamak; anti-friction delrin bushings, screws and pins in stainless steel.

Poignée en aluminium extrudé ; caisse, couvre-caisse et rotor en zamac ; bagues anti-friction en delrin, pivot et vis en acier.

Mango de aluminio moldeado a presión; caja, cubrecaja y rotor de zamak; casquillos antifricción de delrin, perno y tornillos de acero.

ART.	3081.35			
Imballo | Package | Conditionnement | Embalaje	2 Cp			
Finiture disponibili | Available finishes Finitions disponibles | Acabados disponibles	1	2	3	4

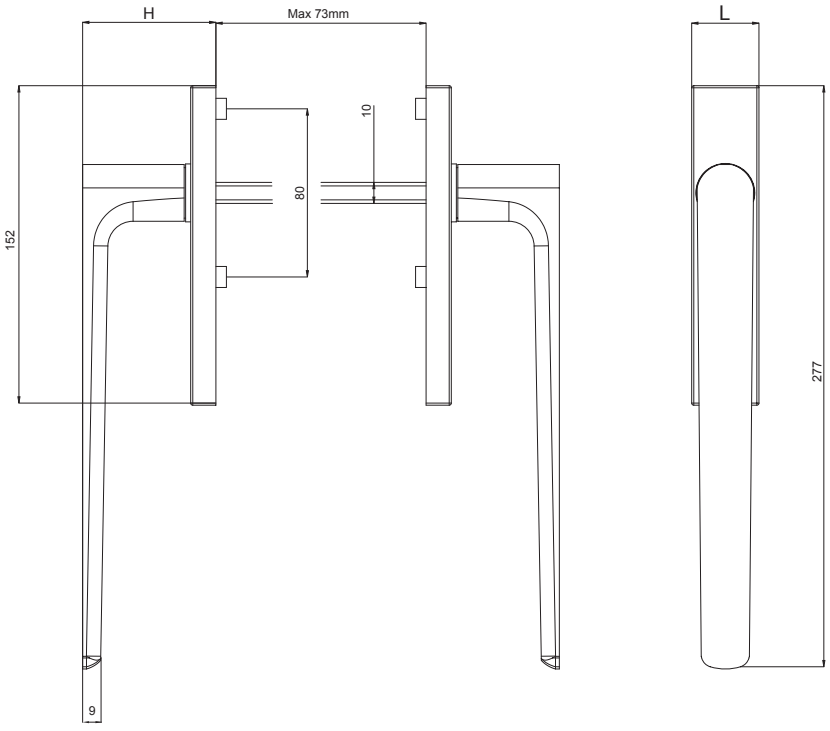

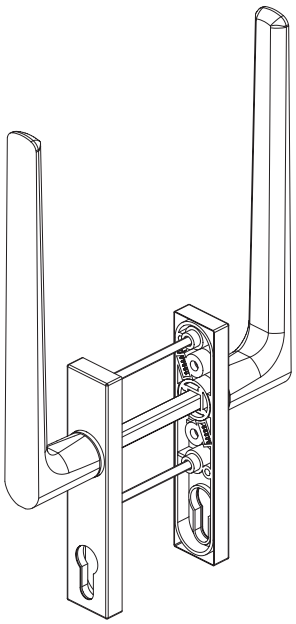

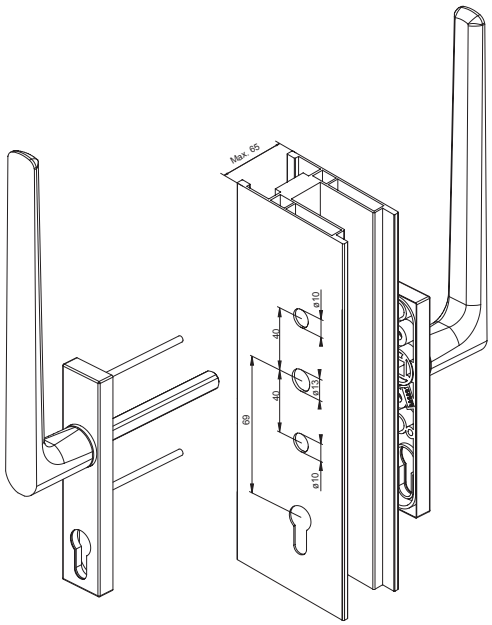

DESCRIZIONE *DESCRIPTION*	ART.	L	H
KARMA - Maniglione per alzante con predisposizione per cilindro *KARMA - Double handle for lift and slide with key*	3081.35	32	63.5

KARMA

MANIGLIONE ALZANTE CON MANIGLIA DI TRAINO QUADRO 7 MM (AS200)

BREVETTATO PATENTED



Maniglione | Pull handle
Barre | Manillón

Manico in alluminio estruso; cassa, copricassa, rotore in zama; boccole antifrizionamento in delrin, viti e perno in acciaio.

Extruded aluminium handle; body, body cover, rotor made of zamak; anti-friction bushings in delrin, steel pin and screws.

Poignée en aluminium extrudé ; caisse, couvre-caisse, rotor en zamac ; bagues anti-friction en delrin, pivot et vis en acier.

Mango de aluminio moldeado a presión; caja, cubrecaja, rotor de zamak; casquillos antifricción de delrin, tornillos y perno de acero.

ART.	3081 | 3081.11 3081.8			
Imballo | Package | Conditionnement | Embalaje	2 Pz			
Finiture disponibili | Available finishes Finitions disponibles | Acabados disponibles	1	2	3	4

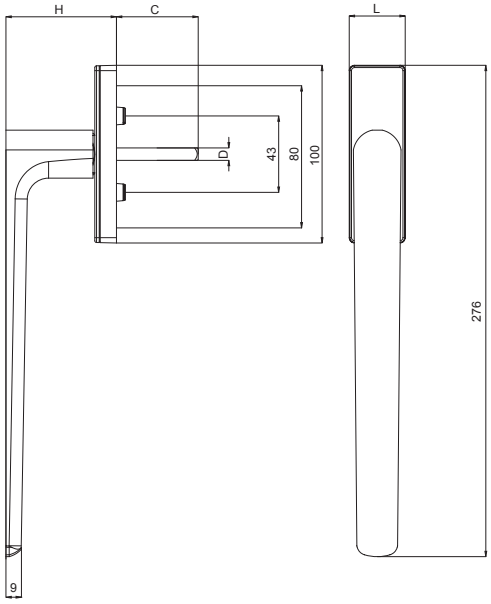

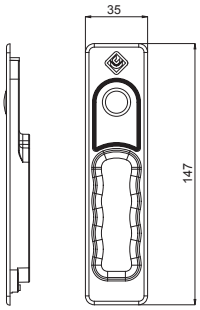

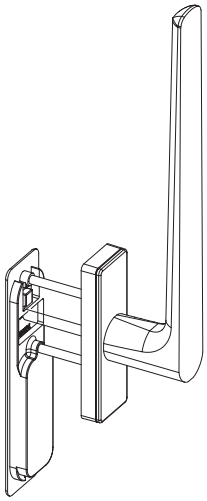

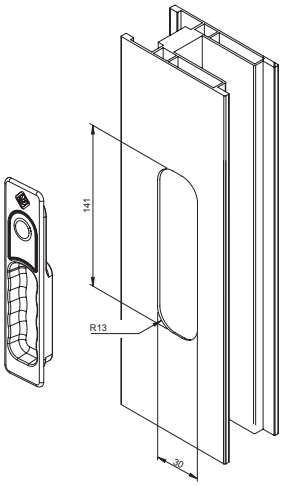

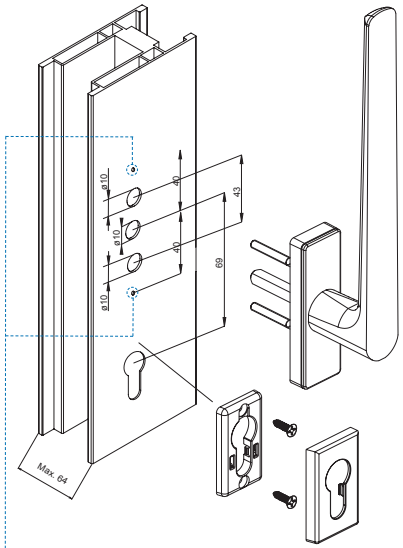

2129.4
Abbinabile | Combined

DESCRIZIONE *DESCRIPTION*		ART.	L	H	C	D
	KARMA - Maniglione per Alzante *KARMA - Lift and slide handle*	3081	31	62	46mm	7
	KARMA - Maniglione per Alzante con vaschetta di traino esterna *KARMA - Lift and slide handle with external pull handle*	3081.11	31	62	Max 64mm	7
	KARMA - Maniglione per Alzante *KARMA - Lift and slide handle*	3081.8	21	62	32	7

OPZIONALE / *OPTIONAL*
Fissaggio con viti supplementari
Fixing with additional screws

KARMA
CREMONESE

BREVETTATO PATENTED

Cremonese | Cremone bolt | Crémone | Cremona



Cassa e manico alluminio pressofuso; cursori, cremagliere, pignone e copricassa in zama; guida e rondella di frizionamento in delrin; viti in acciaio zincato; viti di bloccaggio su profilo in acciaio inox.

Body and handle in die-cast aluminium; rack and pinion, pinion and body cover in galvanized zamak; guide rail and friction washer in delrin; screws in galvanized steel; locking screws of the cremone bolt on stainless steel profile.

Caisse et poignée aluminium coulé ; crémaillères, pignon et couvre-caisse en zamac galvanisé ; guide et rondelle de friction en delrin ; vis en acier galvanisé ; vis de blocage de la crémone sur profil en acier inox.

Caja y mango de aluminio moldeado a presión; cremalleras, piñón y cubrecaja de zamak galvanizado; guía y arandela de fricción de delrin; tornillos de acero galvanizado; tornillos de bloqueo de la cremona en perfil de acero inoxidable.

ART.	6060 | 6060.3				6061 | 6061.21 | 6062 | 6063 6063.20 | 6063.25 | 6061.3 6062.3 | 6063.3 | 6063.23 | 6061.41			
Imballo | Package | Conditionnement | Embalaje	20 Pz				5 Pz			
Finiture disponibili | Available finishes Finitions disponibles | Acabados disponibles	1	2	3	4	1	2	3	4

LAVORAZIONI
MACHINING

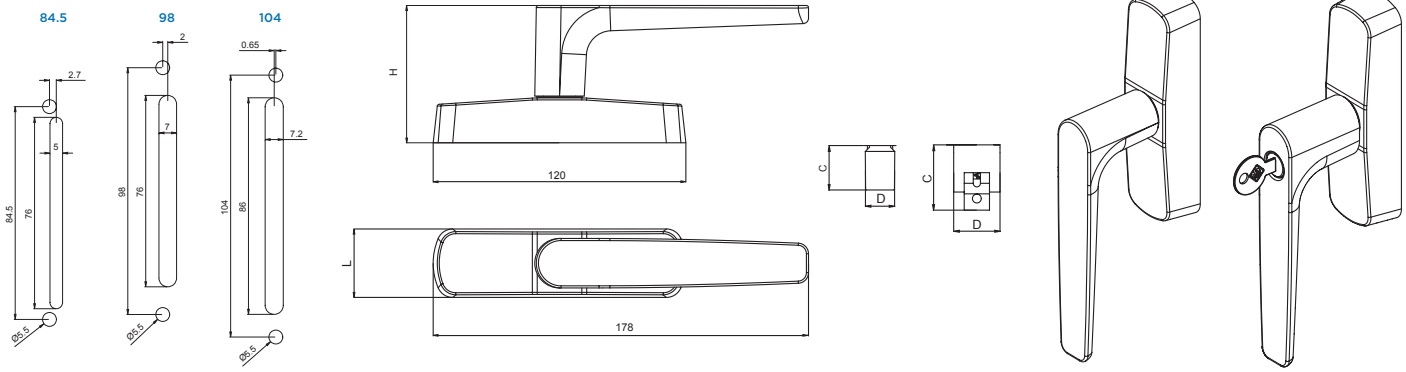

	DESCRIZIONE *DESCRIPTION*	ART.	CURSORE *SLIDER TYPE*	L	H	C	D	CORSA *STROKE*	LAVORAZIONE *MACHINING*
	KARMA - Cremonese con interasse 98 mm *KARMA - Cremone bolt with inter-axe 98 mm*	6060.3		32.5	65	21	14	17	98
	KARMA - Cremonese per anta ribalta con anti falsa manovra sulla cremonese *KARMA - Cremone bolt for Tilt&Turn with upper anti-false on the cremone bolt*	6061.3	C D	32.5	65	31	22	17+17	98
	KARMA - Cremonese con cilindro, interasse 98 mm *KARMA - Cremone bolt with key, inter-axe 98 mm*	6062.3		32.5	65	21	14	17	98
	KARMA - Cremonese con cilindro, per anta ribalta con anti falsa manovra sulla cremonese *KARMA - Cremone bolt with key, with upper anti-false on the cremone bolt*	6063.3	C D	32.5	65	31	22	17+17	98
	KARMA - Cremonese con cilindro, per anta ribalta manovra logica con anti falsa manovra sulla cremonese, interasse 98 mm, apertura DX e SX *KARMA - Cremone bolt with key,for tilt before turn with anti-false manoeuvre, inter-axe 98 mm, Right and Left opening*	6063.23	C D	32.5	65	31	22	17+17	98

	DESCRIZIONE *DESCRIPTION*	ART.	CURSORE *SLIDER TYPE*	L	H	C	D	CORSA *STROKE*	LAVORAZIONE *MACHINING*
	KARMA - Cremonese con interasse 104 e 84.5 mm *KARMA - Cremone bolt with inter-axe 104 and 84.5 mm*	6060		32.5	65	21	14	17	84.5 - 104
	KARMA - Cremonese per anta ribalta con anti falsa manovra sulla cremonese *KARMA - Cremone bolt for Tilt&Turn with upper anti-false on the cremone bolt*	6061	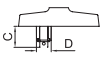	32.5	65	31	22	17+17	84.5 - 104
	KARMA - Cremonese per anta ribalta con anti falsa manovra superiore *KARMA - Cremone bolt for Tilt&Turn with upper anti-false moanoeuvre*	6061.21		32.5	65	21	14	17+17	84.5 - 104
	KARMA - Cremonese con cilindro, interasse 104 e 84.5 mm *KARMA - Cremone bolt with key, inter-axe 104 and 84.5 mm*	6062		32.5	65	21	14	17	84.5 - 104
	KARMA - Cremonese con cilindro, per anta ribalta con anti falsa manovra sulla cremonese *KARMA - Cremone bolt with key, with upper anti-false on the cremone bolt*	6063	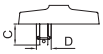	32.5	65	31	22	17+17	84.5 - 104
	KARMA - Cremonese con cilindro, per anta ribalta manovra logica con anti falsa manovra sulla cremonese, interasse 104 mm, apertura DX e SX *KARMA - Cremone bolt with key,for tilt before turn with anti-false manoeuvre, inter-axe 104 mm, Right and Left opening*	6063.20	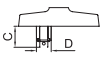	32.5	65	31	22	17+17	104
	KARMA - Cremonese con cilindro,per anta ribalta manovra superiore logica con anti falsa manovra superiore, int. 104 mm, apertura DX e SX *KARMA - Cremone bolt with key, for tilt before turn with upper anti-false manoeuvre, inter-axe 104 mm, Right and Left opening*	6063.25		32.5	65	31	22	17+17	104

KARMA

CREMONESE MANICO DISASSATO

BREVETTATO PATENTED

Cremonese manico disassato | Offset handle cremone bolt
Crémone poignée décalée | Cremona mango descentrado



Cassa e manico alluminio pressofuso; cursore, pignone e copricassa in zama; guida e rondella di frizionamento in delrin; viti in acciaio zincato; viti di bloccaggio su profilo in acciaio inox.

body and handle in die-cast aluminium; rack and pinion, pinion and body cover in galvanized zamak; guide rail and friction washer in delrin; screws in galvanized steel; locking screws of the cremone bolt on stainless steel profile.

Caisse et poignée aluminium coulé ; crémaillères, pignon et couvre-caisse en zamac galvanisé ; guide et rondelle de friction en delrin ; vis en acier galvanisé ; vis de blocage de la crémone sur profil en acier inox.

Caja y mango de aluminio moldeado a presión; cremalleras, piñón y cubrecaja de zamak galvanizado; guía y arandela de fricción de delrin; tornillos de acero galvanizado; tornillos de bloqueo de la cremona en perfil de acero inoxidable.

ART.	6064.11D | 6064.11S 6064.1D | 6064.1S 6064.D | 6064.S			
Imballo | Package | Conditionnement | Embalaje	5 Pz			
Finiture disponibili | Available finishes Finitions disponibles | Acabados disponibles	1	2	3	4

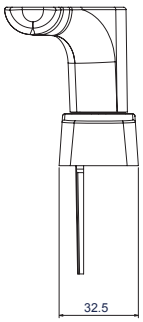

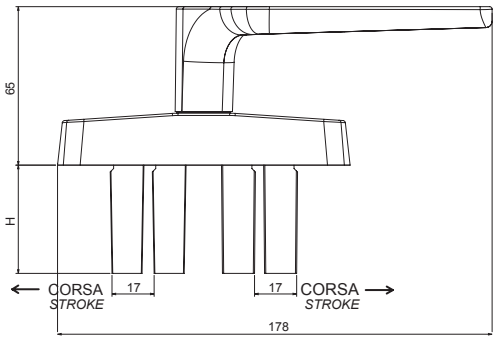

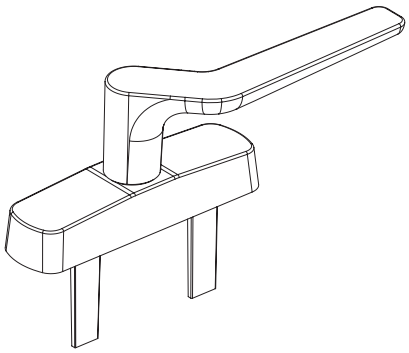

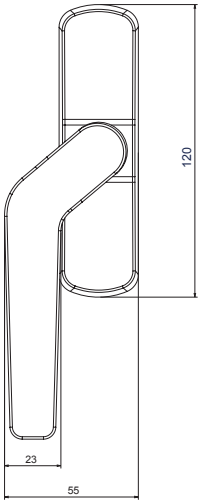

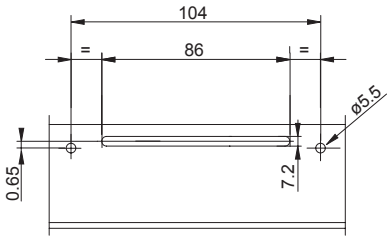

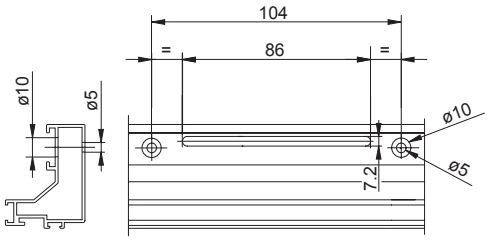

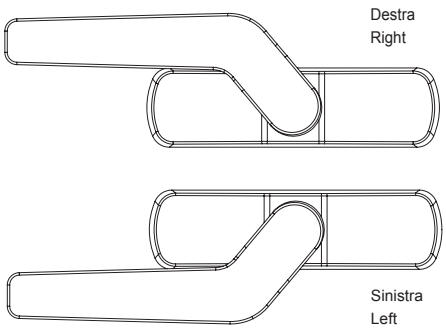

DESCRIZIONE *DESCRIPTION*	H	Art. DX *Art. Right*	Art. SX *Art. Left*
KARMA - Cremonese disassata manico disassato - 2 cursori *KARMA - Cremone bolt with cranck handle - 2 protrunding*	44 mm	6064.D	6064.S
KARMA - Cremonese disassata manico disassato - 2 cursori *KARMA - Cremone bolt with cranck handle - 2 protrunding*	24 mm	6064.1D	6064.1S
KARMA - Cremonese disassata manico disassato - 1 cursore *KARMA - Cremone bolt with cranck handle - 1 protrunding*	44 mm	6064.11D	6064.11S

KARMA

CREMONESE CON MANICO ASPORTABILE

BREVETTATO PATENTED

Cremonese con manico asportabile | Cremone bolts with removable handle
Cremone avec manche emportable | Cremona con mango extraible



Cassa e manico in alluminio pressofuso; copertura sede manico in nylon; cremagliere, cursori, pignone e copricassa in zama; viti in acciaio zincato; viti di bloccaggio della cremonese sul profilo in acciaio inox.

Die-cast aluminum case and handle; handle socket cover in nylon; rack, sliders, pinion and cover in zamak; galvanized steel screws; screws for locking cremone bolts on profile in stainless steel.

Caisse et poignée en aluminium moulé sous pression; couverture logement poignée en nylon; crémaillères, curseurs, pignon et couvre-caisse en zamak; vis en acier zingué; vis de blocage de la crémone sur le profilé en acier inox.

Caja y mango de aluminio fundido a presión; cobertura del asiento del mango en nylon; cremalleras, cursores, piñón y cubierta de caja de zamac; tornillos de acero galvanizado; tornillos de bloqueo de la cremona sobre el perfil de acero inox.

ART.	6060.4				6061.24 | 6061.4				6108.4			
Imballo | Package | Conditionnement | Embalaje	* 20 | 5 PZ				5 PZ				5 PZ			
Finiture disponibili | Available finishes Finitions disponibles | Acabados disponibles	1	2	3	4	1	2	3	4	1	2	3	4

* Le confezioni delle cremonesi e delle martelline sono da 20 pezzi, ad esclusione delle versioni in finiture speciali e vintage "OLD" che sono da 5 pezzi.
* Cremone bolts and handles come in packages of 20, except for versions in special and "OLD" vintage finishes that are in packages of 5.

LAVORAZIONI
MACHINING

104

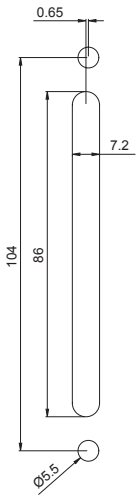

84.5

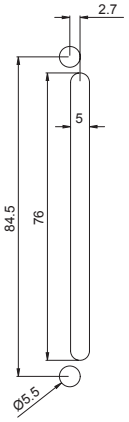

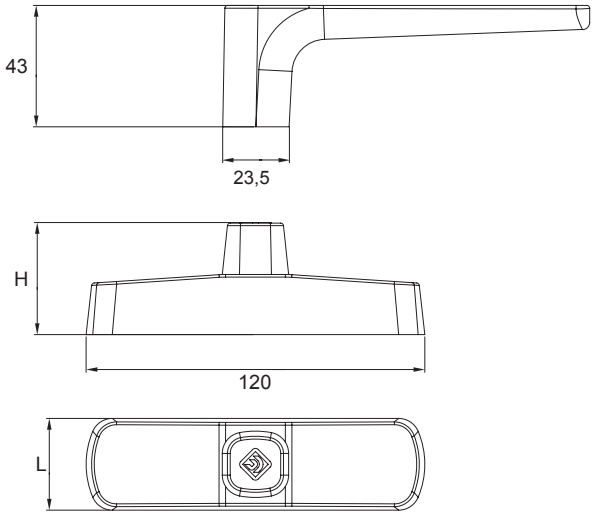

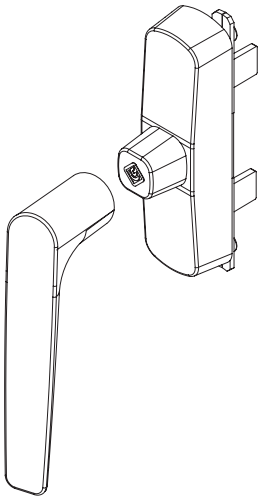

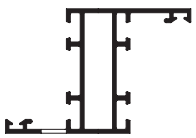

	DESCRIZIONE *DESCRIPTION*	ART.	TIPO DI CURSORE *TYPE OF SLIDER*	L	H	C	D	CORSA *STROKE*	LAVORAZIONE MACHINING
	"Karma" Cremonese Manico asportabile *"Karma" Cremone bolt with removable handle*	6060.4		32,5	40	21	14	17	84,5 - 104
	"Karma" Cremonese per anta ribalta con manico asportabile e anti falsa manovra sulla cremonese. *"Karma" Cremone bolt for Tilt&Turn with removable handle and with anti-false manoeuvre on the cremone bolt*	6061.4	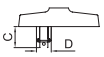	32,5	40	31	22	17+17	84,5 - 104
	"Karma" Cremonese per anta ribalta con manico asportabile e anti falsa manovra superiore *"Karma" Cremone bolt for Tilt&Turn with removable handle and with upper anti-false manoeuvre*	6061.24		32,5	40	21	22	17+17	84,5 - 104
	"Karma" Manico asportabile *"Karma" Removable handle*	6108.4							

KARMA

CREMONESE PER APERTURA GELOSIA

BREVETTATO
PATENTED

4

Cremonese per apertura gelosia | Cremone bolt for louvre windows
Crémone pour jalousie | Cremona para mallorquina



Cassa e manico alluminio pressofuso; cursori, cremagliere, pignone e copricassa in zama; guida e rondella di frizionamento in delrin; viti in acciaio zincato; viti di bloccaggio su profilo in acciaio inox. Tappi in nylon.

Body and handle in die-cast aluminium; rack and pinion, pinion and body cover in galvanized zamak; guide rail and friction washer in delrin; screws in galvanized steel; locking screws of the cremone bolt on stainless steel profile. Nylon caps.

Caisse et poignée aluminium coulé ; crémaillères, pignon et couvre-caisse en zamac galvanisé ; guide et rondelle de friction en delrin ; vis en acier galvanisé ; vis de blocage de la crémone sur profil en acier inox. Bouchons en nylon.

Caja y mango de aluminio moldeado a presión; cremalleras, piñón y cubrecaja de zamak galvanizado; guía y arandela de fricción de delrin; tornillos de acero galvanizado; tornillos de bloqueo de la cremona en perfil de acero inoxidable. Tapas de nylon.

ART.	6061.68			
Imballo | Package | Conditionnement | Embalaje	5 Pz			
Finiture disponibili | Available finishes Finitions disponibles | Acabados disponibles	1	2	3	4

LAVORAZIONI
MACHINING

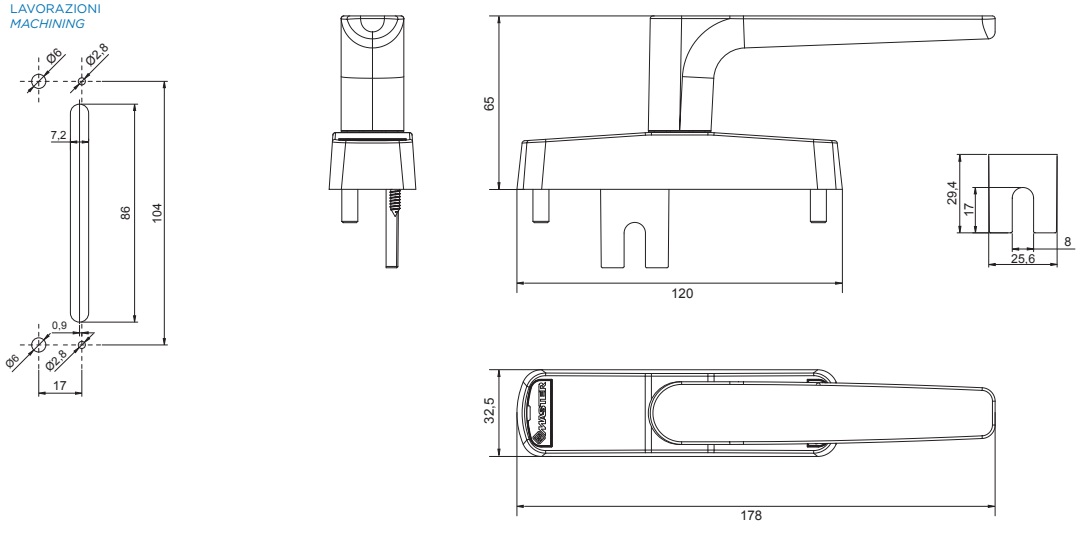

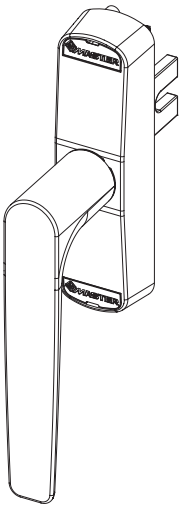

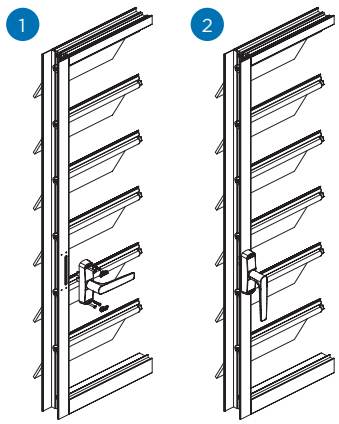

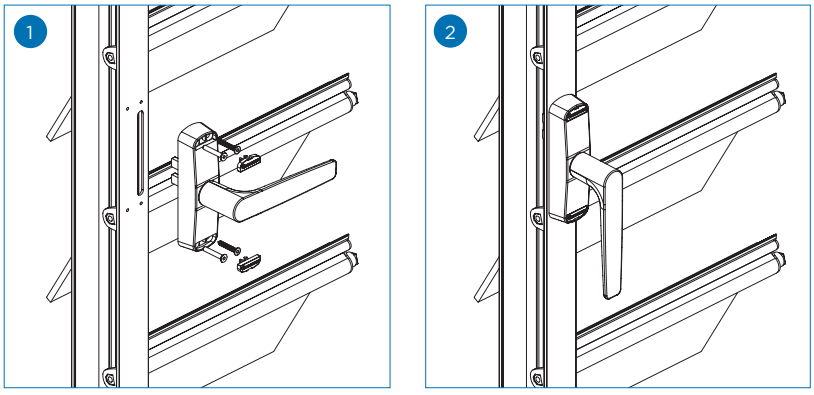

KARMA
DOPPIA MANIGLIA

BREVETTATO PATENTED

Doppia maniglia | Double handle
Bequille double | Manilla doble



Manico in alluminio pressofuso; cassa, rotore e copricassa in zama, boccole in derlin, perno e viti in acciaio.

Extruded aluminium handle; body, rotor and body cover in zamak, delrin bushings, stainless steel pin and screws.

Poignée en aluminium coulé ; caisse, couvre-caisse et rotor en zamac ; bagues en derlin, pivot et vis en acier.

Mango de aluminio moldeado a presión; caja, rotor y cubrecaja de zamak, casquillos de derlin, perno y tornillos de acero.

ART.	3067			
Imballo | Package | Conditionnement | Embalaje	15 CP			
Finiture disponibili | Available finishes Finitions disponibles | Acabados disponibles	1	2	3	4

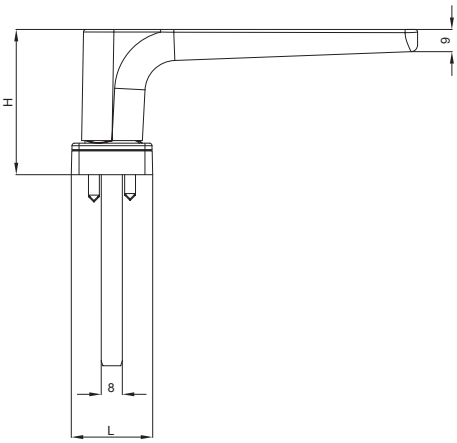

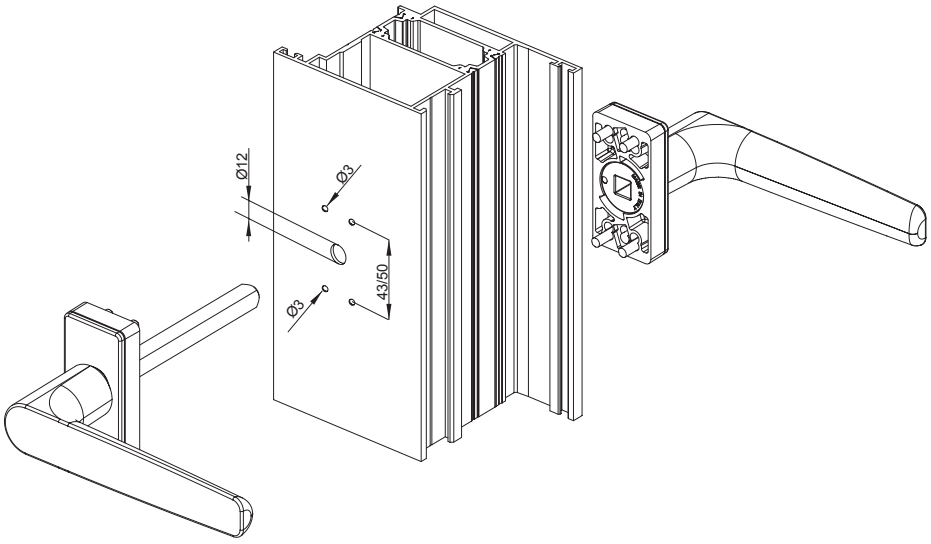

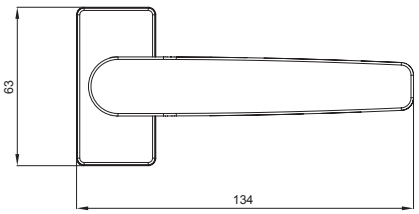

Art. 3060.7

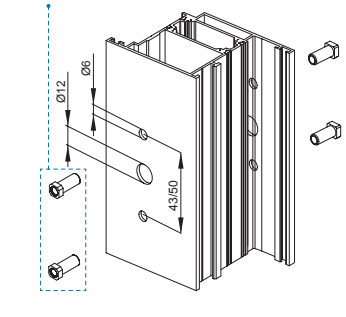

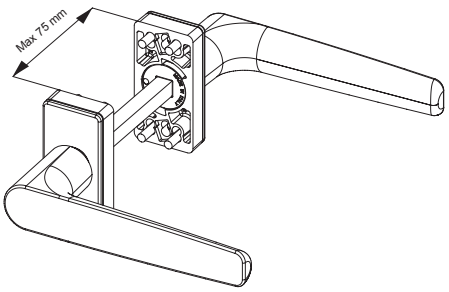

DESCRIZIONE *DESCRIPTION*	ART.	L	H
KARMA - Doppia maniglia *KARMA - Double handle*	3067	31.5	56

KARMA
DOPPIA MANIGLIA

BREVETTATO
PATENTED

Doppia maniglia minimal design | Minimal design double handle
Bequille double design minimaliste | Manilla doble de deseño minimal



Manico in alluminio pressofuso, rotore in zama, cassa in derlin, cover in alluminio, viti e perno in acciaio e bussola in zama.

Handle in die-cast aluminium, zamak rotor, derlin case, aluminium cover, steel screws and pin, zamak bush.

Manche en aluminium moulé sous pression, rotor en zamak, caisse en derlin, cover en aluminium, vis et pivot en acier, bague en zamak.

Mango en aluminio de fundición, rotor en zamac, caja en derlin, tapa en aluminio, tornillos y pernio en acero, casquillo en zamac..

ART.	3051				3051.10			
Imballo | Package | Conditionnement | Embalaje	5 Cp				5 Pz			
Finiture disponibili | Available finishes Finitions disponibles | Acabados disponibles	1	2	3	4	1	2	3	4

Art. 3051

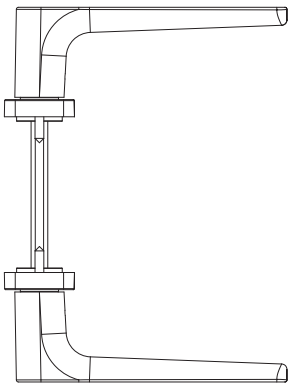

Art. 3051

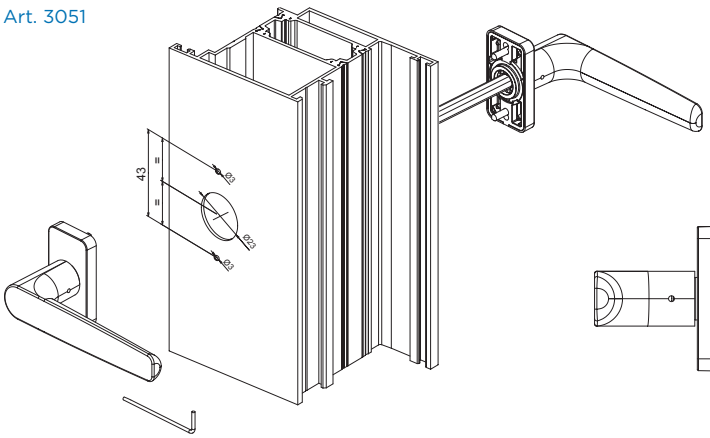

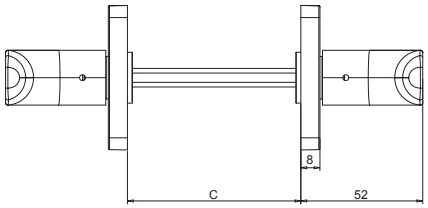

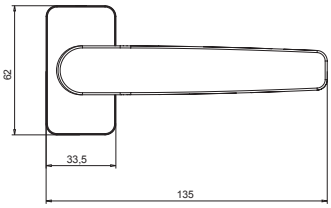

Art. 3051.10

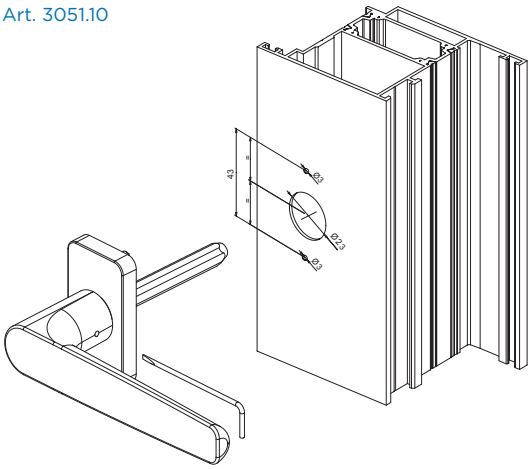

Art. 3051.10

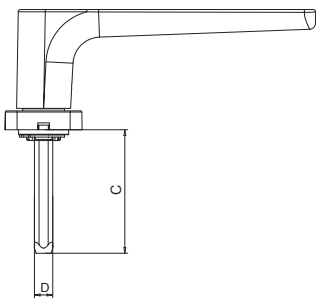

DESCRIZIONE *DESCRIPTION*	ART.	C	D
Doppia maniglia minimal *Minimal design double handle*	3051	Max 75mm	8

DESCRIZIONE *DESCRIPTION*	ART.	C	D
Mezza maniglia minimal *Minimal design half handle*	3051.10	Max 110mm	8

KARMA

DOPPIA MANIGLIA RIBASSATA

BREVETTATO PATENTED

Doppia maniglia ribassata | Double reduced handle
Bequille double baissée | Manilla doble rebajada



Manico in alluminio pressofuso, manico ribassato in zama, cassa, rotore e copricassa in zama, boccole in derlin, perno e viti in acciaio.

Extruded aluminium handle, zamak reduced handle, body, rotor and body cover in zamak, delrin bushings, stainless steel pin and screws.

Poignée en aluminium coulé, poignée baissée en zamac, caisse, couvre-caisse et rotor en zamac; bagues en derlin, pivot et vis en acier.

Mango de aluminio moldeado a presión, mango rebajado de zamak, caja, rotor y cubrecaja de zamak, casquillos de derlin, perno y tornillos de acero.

ART.	3068 | 3068.1			
Imballo | Package | Conditionnement | Embalaje	5 CP			
Finiture disponibili | Available finishes Finitions disponibles | Acabados disponibles	1	2	3	4

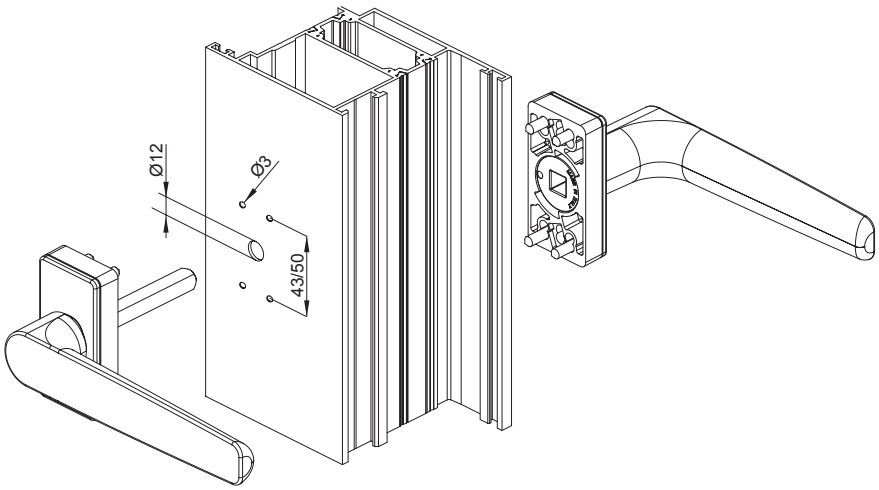

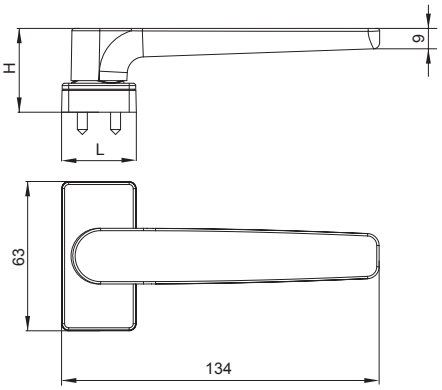

Art. 3060.7

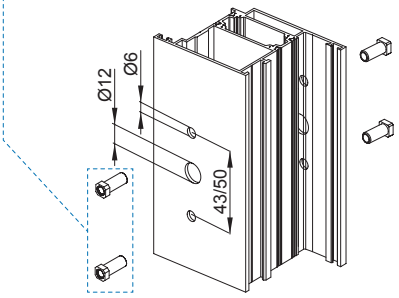

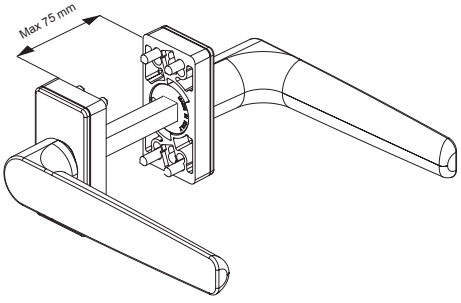

DESCRIZIONE *DESCRIPTION*	ART.	L	H
KARMA - Doppia maniglia ribassata *KARMA - Double reduced handle*	3068	31.5	35

DESCRIZIONE *DESCRIPTION*	ART.	L	H
KARMA - Doppia maniglia ribassata da entrambi i lati *KARMA - double reduced handle on both sides*	3068.1	31.5	35

KARMA

CREMONESE APERTURA ESTERNA

BREVETTATO PATENTED

Cremonese apertura esterna | External opening cremone bolt | Cremone ouverture exterieure | Cremona apertura externa



Manico in alluminio pressofuso; cassa, copricassa, rotore, cremagliere e cursori in zama; guida e boccola in delrin; viti in acciaio inox

Die-cast aluminum handle; zamak case, cover-case, rotor, racks and sliders; derlin guide and bush; stainless steel screws

Poignée en aluminium moulé; caisse, couvre-caisse, rotor, crémaillères et curseurs en zamak; bague et boucle en delrin ; vis en acier inox

Mango el aluminio de fundición; caja, cobertura caja, rotor, palas y cursores en zamac; guía y casquillo en derlin; tornillos en acero inoxidable

ART.	6065 | 6065.1				6066 | 6066.1			
Imballo | Package | Conditionnement | Embalaje	* 20 Pz				5 Pz			
Finiture disponibili | Available finishes Finitions disponibles | Acabados disponibles	1	2	3	4	1	2	3	4

ABBINABILE / *COMPATIBILE*	
Art.	**DESCRIZIONE** / *DESCRIPTION*
6415.X	Macchinetta per infissi ad apertura esterna *Mechanism for external opening*
642XE.XX	Perni di collegamento *Connection pins*

* Le confezioni delle cremonesi e delle martelline sono da 20 pezzi, ad esclusione delle versioni in finiture speciali e vintage "OLD" che sono da 5 pezzi.
* Cremone bolts and handles come in packages of 20, except for versions in special and "OLD" vintage finishes that are in packages of 5.

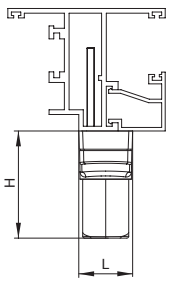

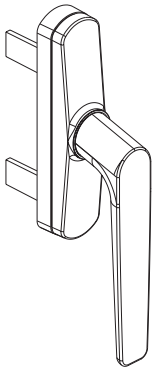

APERTURA ESTERNA / *OUTWARD OPENING*

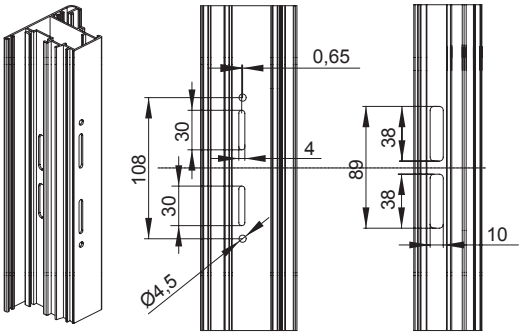

Art. 6065 | 6065.1

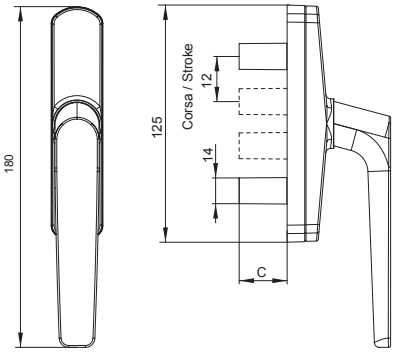

Art. 6066 | 6066.1

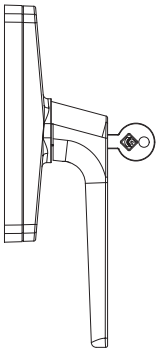

APERTURA INTERNA / *INWARD OPENING*

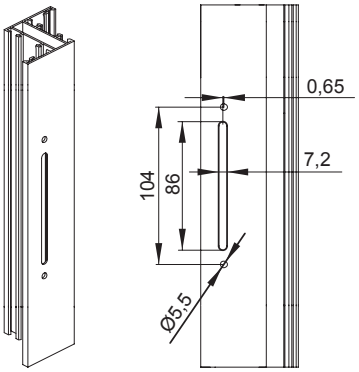

DESCRIZIONE *DESCRIPTION*	ART.	ART. CON CILINDRO *ART. WITH KEY*	L	H	C	CORSA *STROKE*
"KARMA" Cremonese per apertura esterna - fissaggio mediante macchinetta *"KARMA" cremone for outward opening - fixing with mechanism*	6065	6066	27,5	55	17,5	12
"KARMA" Cremonese per apertura esterna - fissaggio mediante macchinetta *"KARMA" Cremone for outward opening - fixing with mechanism*	6065.1	6066.1	27,5	55	25	12

ART.	6065.2				6066.2			
Imballo | Package | Conditionnement | Embalaje	* 20 Pz				5 Pz			
Finiture disponibili | Available finishes Finitions disponibles | Acabados disponibles	1	2	3	4	1	2	3	4

ABBINABILE / *COMPATIBILE*	
Art.	DESCRIZIONE / *DESCRIPTION*
642XE.XX	Perni di collegamento *Connection pins*

* Le confezioni delle cremonesi e delle martelline sono da 20 pezzi, ad esclusione delle versioni in finiture speciali e vintage "OLD" che sono da 5 pezzi.
* *Cremone bolts and handles come in packages of 20, except for versions in special and "OLD" vintage finishes that are in packages of 5.*

Art. 6065.2 Art. 6066.2

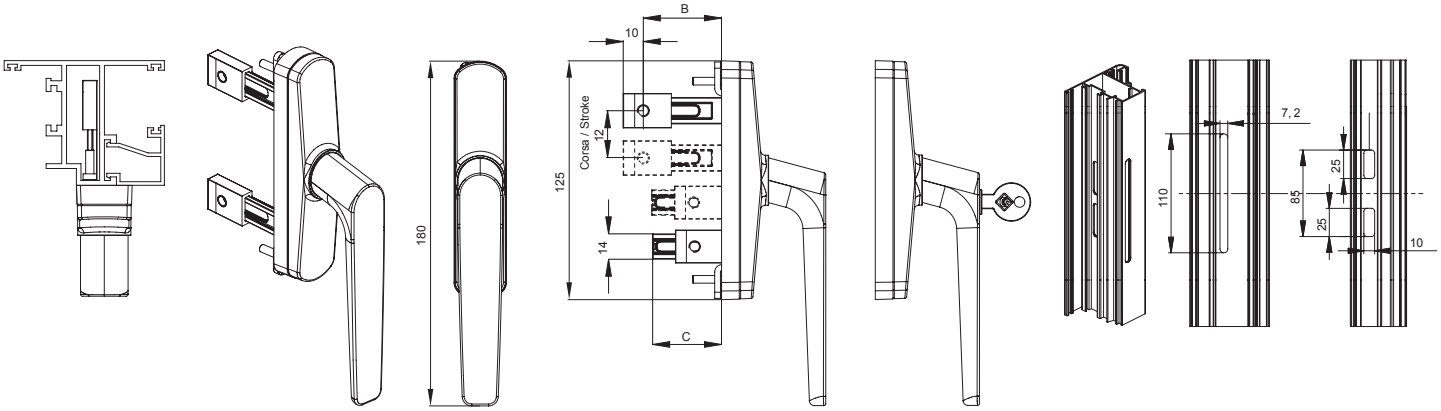

DESCRIZIONE *DESCRIPTION*	ART.	ART. CON CILINDRO *ART. WITH KEY*	L	H	B - min	B - max	C	CORSA *STROKE*
"KARMA" Cremonese per apertura esterna - cursori regolabili *"KARMA" Cremone for outward opening - adjustable*	6065.2	6066.2	27,5	55	14	37	36	12

ART.	6065.3 | 6065.5				6066.3 | 6066.5			
Imballo | Package | Conditionnement | Embalaje	* 20 Pz				5 Pz			
Finiture disponibili | Available finishes Finitions disponibles | Acabados disponibles	1	2	3	4	1	2	3	4

ABBINABILE / *COMPATIBILE*	
Art.	DESCRIZIONE / *DESCRIPTION*
642XE.XX	Perni di collegamento *Connection pins*

* Le confezioni delle cremonesi e delle martelline sono da 20 pezzi, ad esclusione delle versioni in finiture speciali e vintage "OLD" che sono da 5 pezzi.
* *Cremone bolts and handles come in packages of 20, except for versions in special and "OLD" vintage finishes that are in packages of 5.*

Art. 6065.3 Art. 6066.3
Art. 6065.5 Art. 6066.5

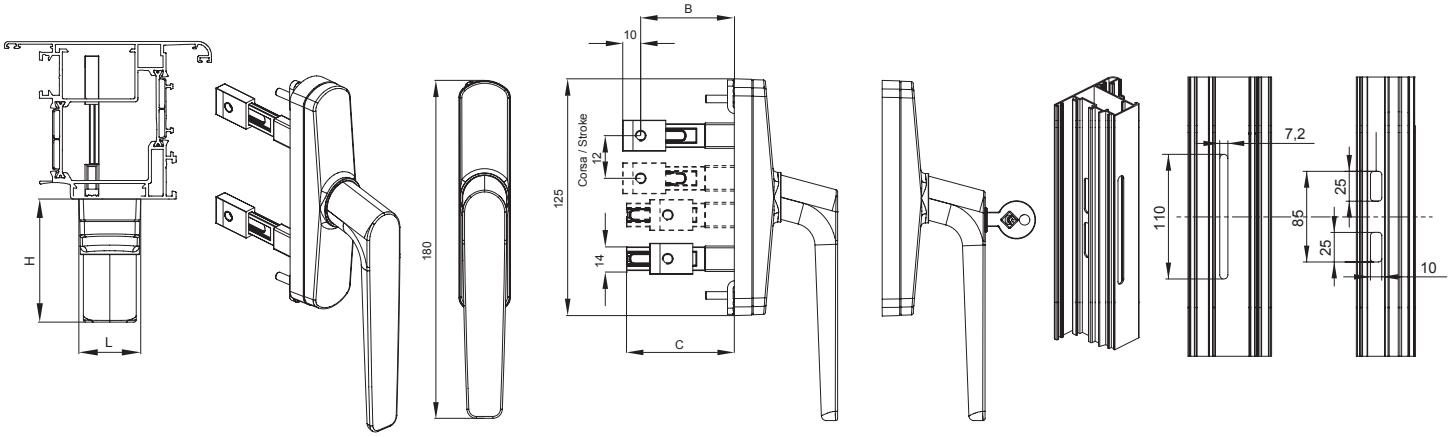

DESCRIZIONE *DESCRIPTION*	ART.	L	H	B - min	B - max	C	CORSA *STROKE*
"KARMA" Cremonese per apertura esterna - cursori regolabili *"KARMA" cremone for outward opening - adjustable*	6065.3	27.5	55	37	60	60	12
	6065.5	27.5	55	30	52	52	12
"KARMA" Cremonese con cilindro per apertura esterna - cursori regolabili *"KARMA" cremone with key for outward opening - adjustable*	6066.3	27.5	55	37	60	60	12
	6066.5	27.5	55	30	52	52	12

NOTE / NOTES

Programma LINEA ITALIA.
LINEA ITALIA program.

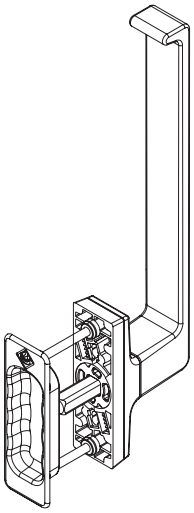

MANIGLIONE ALZANTE, CON MANIGLIA DI TRASCIMENTO QUADRO 10 mm (AS300-HS)
-
LIFT & SLIDE HANDLE WITH PULL HANDLE PIN 10 mm (AS300-HS)

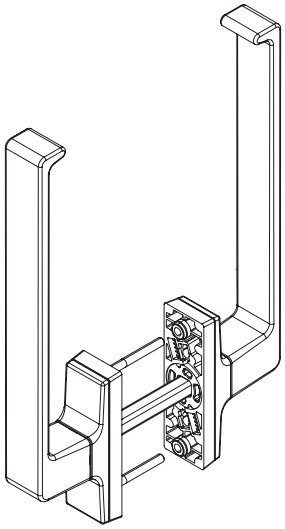

MANIGLIONE DOPPIO ALZANTE QUADRO 10 mm (AS300-HS)
-
LIFT & SLIDE DOUBLE HANDLE PIN 10 mm (AS300-HS)

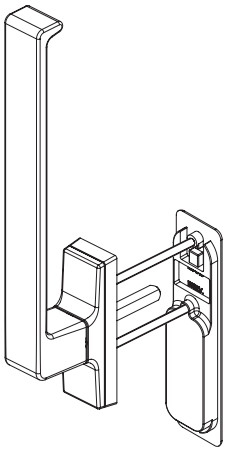

MANIGLIONE ALZANTE CON MANIGLIA DI TRASCINAMENTO QUADRO 7 mm (AS200-HS)
-
LIFT & SLIDE HANDLE WITH PULL HANDLE PIN 7 mm (AS200-HS)

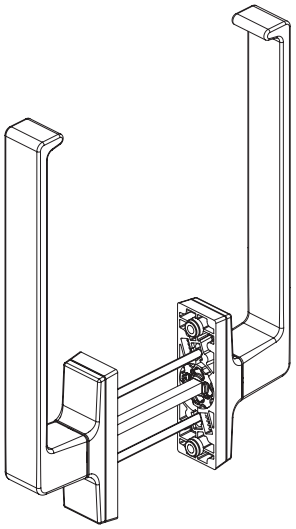

MANIGLIONE DOPPIO ALZANTE QUADRO 7 mm (AS200-HS)
-
LIFT & SLIDE DOUBLEHANDLE PIN 7 mm (AS200-HS)

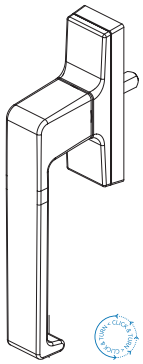

MARTELLINA CASSA 100 mm
-
HANDLE CASE 100 mm

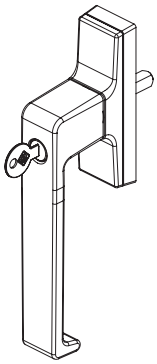

MARTELLINA CASSA 100 mm CON CHIAVE
-
HANDLE CASE 100 mm WITH KEY

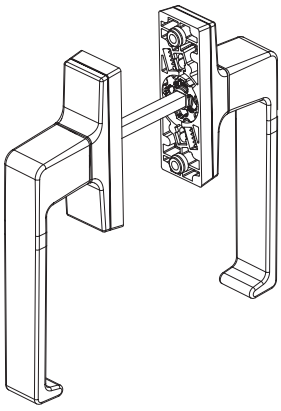

DOPPIAMARTELLINA CASSA 100 mm
-
DOUBLE HANDLE CASE 100 mm

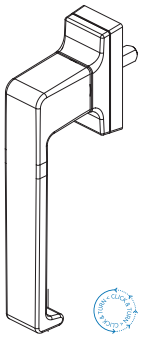

MARTELLINA
-
HANDLE

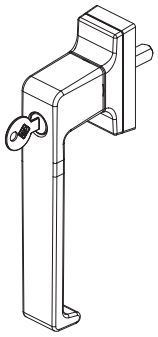

MARTELLINA CON CHIAVE
-
HANDLE WITH KEY

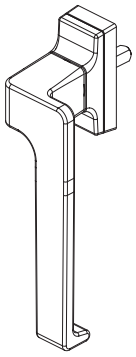

MARTELLINA DISASSATA
-
CRANK HANDLE

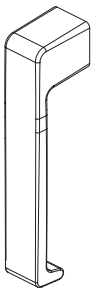

MARTELLINA
MINIMAL DESIGN
-
MINIMAL DESIGN HANDLE

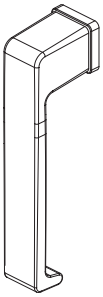

MARTELLINA
MINIMAL DESIGN
-
MINIMAL DESIGN HANDLE

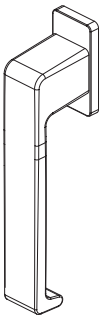

MARTELLINA
MINIMAL DESIGN
-
MINIMAL DESIGN HANDLE

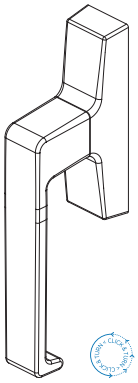

CREMONESE
-
CREMONE BOLT

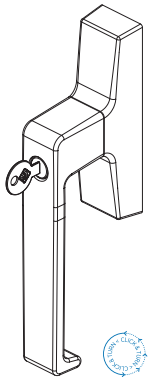

CREMONESE
CONCHIAVE
-
CREMONE BOLT WITH KEY

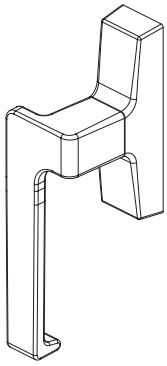

CREMONESE CON
MANICO DISASSATO
DESTRO
-
CREMONE BOLT WITH RIGHT CRANK HANDLE

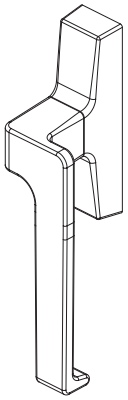

CREMONESE CON
MANICO DISASSATO
SINISTRO
-
CREMONE BOLT WITH LEFT CRANK HANDLE

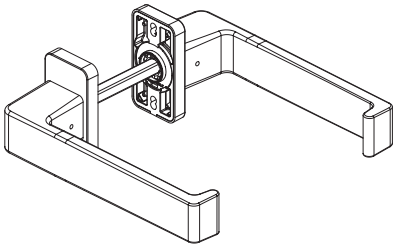

DOPPIA MANIGLIA
MINIMAL
-
MINIMAL DOUBLE HANDLE

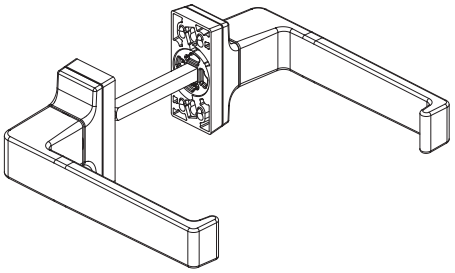

DOPPIA MANIGLIA
-
DOUBLE HANDLE

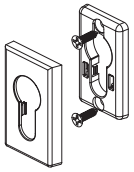

COPRICILINDRO
DI SICUREZZA
-
CYLINDER COVER

ITALIA
MARTELLINA MINIMAL DESIGN

BREVETTATO PATENTED

Martellina minimal design | Minimal design handle
Bequille a poignee design minimaliste | Maneta de deseño minimal



Manico in alluminio pressofuso, tappo e rondella in nylon,bussola in zama, grano ,molla e perno in accaio inox.

Handle in die-cast aluminium, nylon plug and washer, zamak bush, setscrew, stainless steel spring, setscrew and pin.

Manche en aluminium moulé sous pression, nylon bouchon et rondelle, bague en zamak, grain, ressort et pivot en acier inox.

Mango en aluminio de fundición, tapón y arandela en nylon, casquillo en zamac prisionero, muelle y pernio en acero inoxidable.

ART.	3090 | 3090.1 | 3090.2 | 3090.3 3090.4			
Imballo | Package | Conditionnement | Embalaje	5 PZ			
Finiture disponibili | Available finishes Finitions disponibles | Acabados disponibles	1	2	3	4

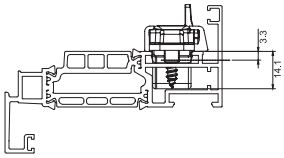

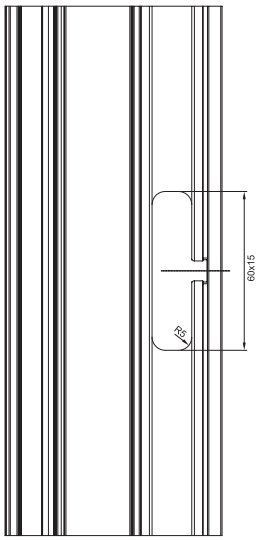

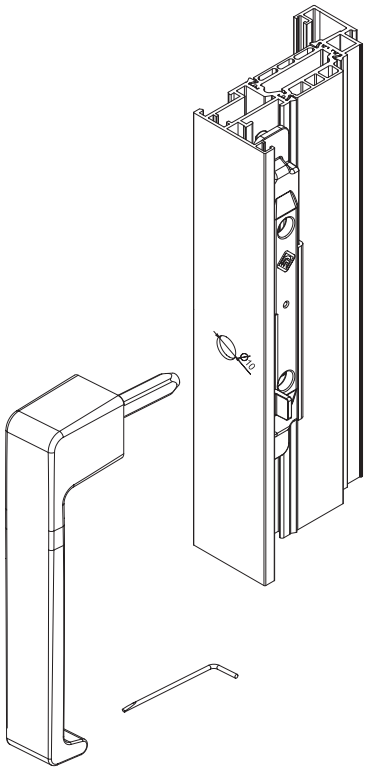

Art. 3090.1

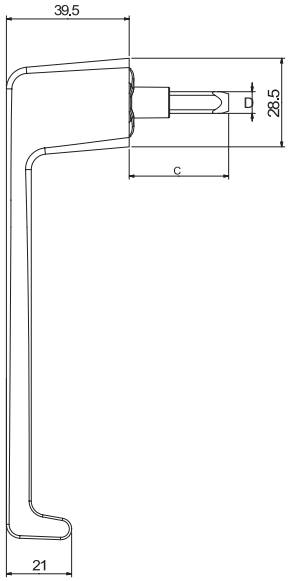

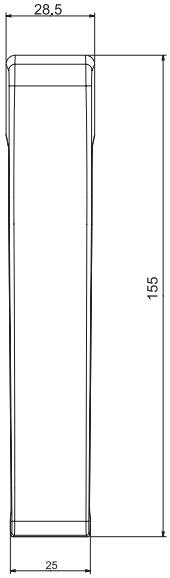

DESCRIZIONE *DESCRIPTION*		ART.	C	D
!	Martellina minimal design *Minimal design handle*	3090	23,5 - 33 mm	7
!	Martellina minimal design *Minimal design handle*	3090.1	33,5 - 43 mm	7
!	Martellina minimal design *Minimal design handle*	3090.2	38,5 - 48 mm	7
!	Martellina minimal design *Minimal design handle*	3090.3	48,5 - 58 mm	7
!	Martellina minimal design *Minimal design handle*	3090.4	68,5 - 78 mm	7

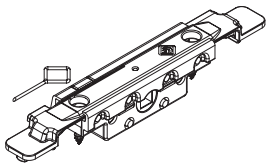

CE	ERRE40
3630.10	3631.10

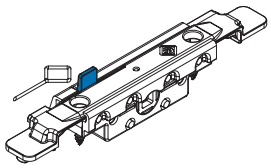

CE	ERRE40
3630	3631

! Utilizzabile solo in abbinamento alla movimentazione
Art. 3630 | 3630.10 - Art. 3631 | 3631.10
Only usable with one way movement
Art. 3630 | 3630.10 - Art. 3631 | 3631.10

ITALIA
MARTELLINA MINIMAL DESIGN

BREVETTATO
PATENTED

Martellina minimal design | Minimal design handle
Bequille a poignee design minimaliste | Maneta de deseño minimal



Manico in alluminio pressofuso, rotore in zama, cassa in derlin, cover in alluminio, viti e perno in acciaio e bussola in zama.

Handle in die-cast aluminium, zamak rotor, derlin case, aluminium cover, steel screws and pin, zamak bush.

Manche en aluminium moulé sous pression, rotor en zamak, caisse en derlin, cover en aluminium, vis et pivot en acier, bague en zamak.

Mango en aluminio de fundición, rotor en zamac, caja en derlin, tapa en aluminio, tornillos y pernio en acero, casquillo en zamac.

ART.	3090.30 | 3090.31 3090.32 | 3090.33 3090.34				3090.13			
Imballo | Package | Conditionnement | Embalaje	5 PZ				5Cp			
Finiture disponibili | Available finishes Finitions disponibles | Acabados disponibles	1	2	3	4	1	2	3	4

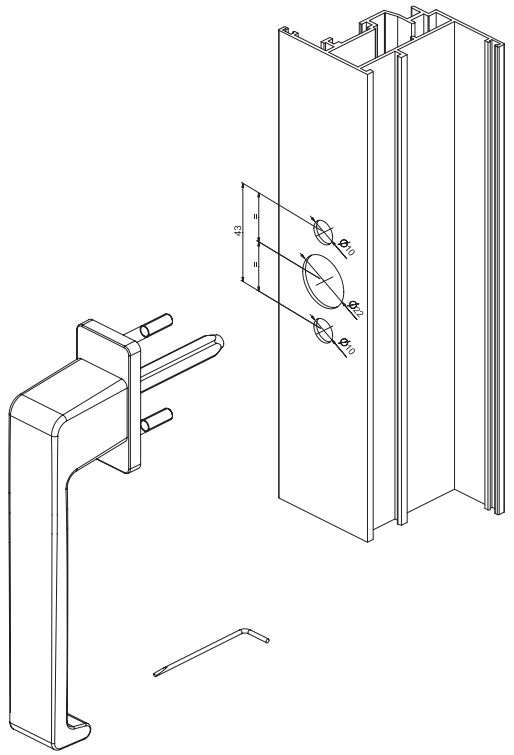

Art. 3090.3X

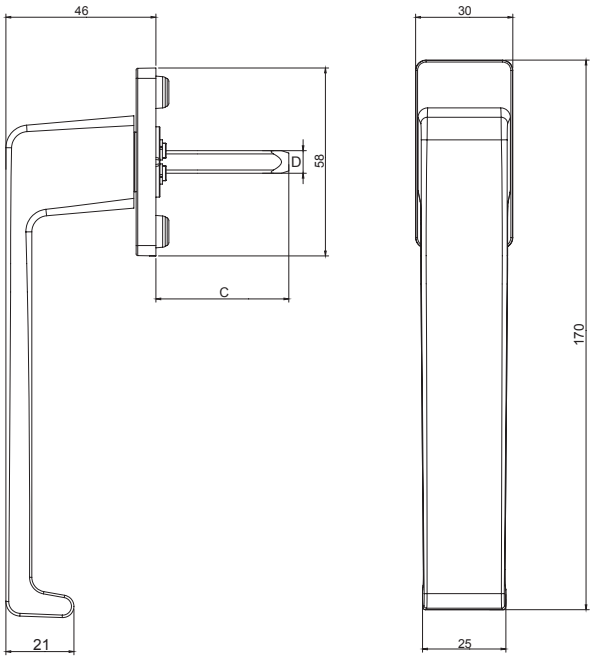

DESCRIZIONE *DESCRIPTION*	ART.	C	D
Martellina minimal Int. 43mm - Italia *Minimal design handle Int. 43mm "ITALIA"*	3090.30	17,5-27mm	7
Martellina minimal Int. 43mm - Italia *Minimal design handle Int. 43mm "ITALIA"*	3090.31	27,5-37mm	7
Martellina minimal Int. 43mm - Italia *Minimal design handle Int. 43mm "ITALIA"*	3090.32	32,5-42mm	7

DESCRIZIONE *DESCRIPTION*	ART.	C	D
Martellina minimal Int. 43mm - Italia *Minimal design handle Int. 43mm "ITALIA"*	3090.33	42,5-52mm	7
Martellina minimal Int. 43mm - Italia *Minimal design handle Int. 43mm "ITALIA"*	3090.34	62,5-72mm	7
Doppia martellina minimal Int. 43mm - Italia *Double minimal design handle Int. 43mm "ITALIA"*	3090.13	Max 65mm	7

ITALIA
MARTELLINA

BREVETTATO PATENTED

Martellina | Handle
Bequille a poignee | Maneta



Manico in alluminio pressofuso, cassa, copricassa e rotore in zama, viti e perno in acciaio.

Die-cast aluminium handle. Body, case and rotorin zamak steel screws and pin.

Béquille en aluminium moulèes sous pression; caisse, couvre-caisse et rotor en zamak vis et pivot en acier.

Mango de aluminio de fundiciòn; caja, cobertura de caja y rotor de zamac tornillos y pernio en acero.

ART.	3072 | 3072.1 3077.25 | 3077.2 3077.3 | 3072.15				3072.10			
Imballo | Package | Conditionnement | Embalaje	5 Pz				2 CP			
Finiture disponibili | Available finishes Finitions disponibles | Acabados disponibles	1	2	3	4	1	2	3	4

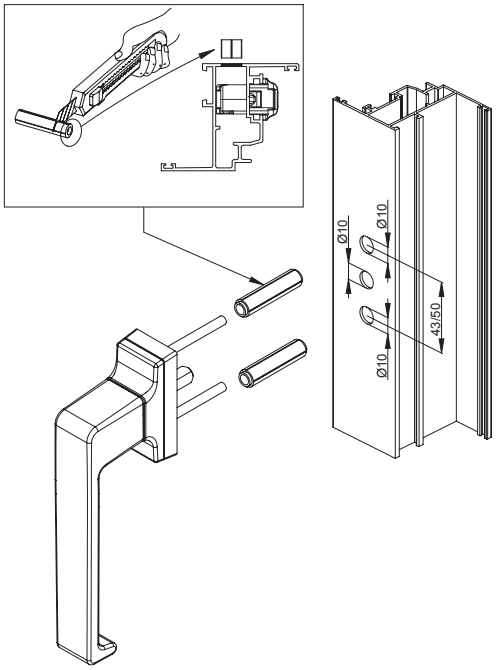

Art. 3077.2

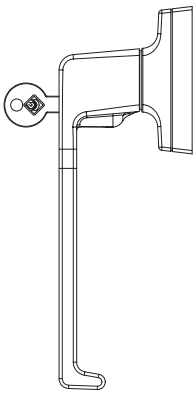

Art. 3072 | .1 | .5

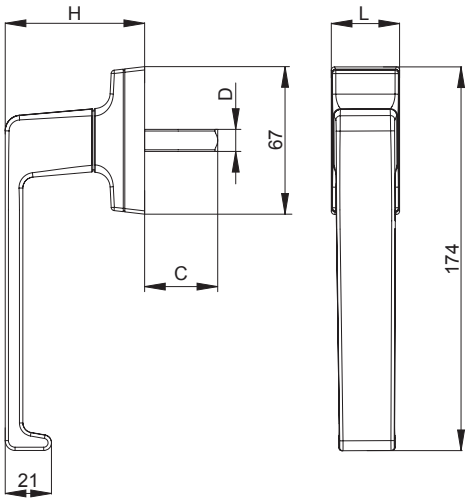

	DESCRIZIONE *DESCRIPTION*	ART.	L	H	C	D
	"ITALIA" Martellina *"ITALIA" Handle*	3072	31	63.5	26mm	7
	"ITALIA" Martellina *"ITALIA" Handle*	3072.1	31	63.5	46mm	7
	"ITALIA" Doppia martellina *"ITALIA" Double handle*	3072.10	31	63.5	Max 64	7
	"ITALIA" Martellina senza perno *"ITALIA" Handle without pin*	3072.15	31	63.5	-	-
	Martellina "ITALIA" con cilindro *"ITALIA" handle with key*	3077.2	31	63.5	26mm	7
	Martellina "ITALIA" con cilindro *"ITALIA" handle with key*	3077.3	31	63.5	46mm	7
	Martellina "ITALIA" logica DX - SX *"ITALIA" handle for tilt before turn*	3077.25	31	63.5	26mm	7

Art. 3072.10

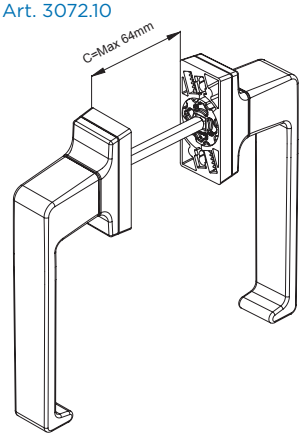

ITALIA
MARTELLINA CASSA 100MM

BREVETTATO PATENTED

Martellina | Handle
Bequille a poignee | Maneta



Manico in alluminio pressofuso, cassa, copricassa e rotore in zama, viti e perno in acciaio.

Die-cast aluminium handle. Body, case and rotorin zamak steel screws and pin.

Béquille en aluminium moulèes sous pression; caisse, couvre-caisse et rotor en zamak vis et pivot en acier.

Mango de aluminio de fundiciòn; caja, cobertura de caja y rotor de zamac tornillos y pernio en acero.

ART.	3073 | 3073.1				3078.1D | .1S				3073.10			
Imballo | Package | Conditionnement | Embalaje	5 PZ				5 PZ				2 CP			
Finiture disponibili | Available finishes Finitions disponibles | Acabados disponibles	1	2	3	4	1	2	3	4	1	2	3	4

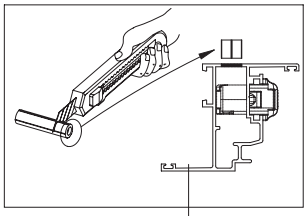

OPZIONALE / *OPTIONAL*
Fissaggio con viti supplementari
Fixing with additional screws

Art. 3078.2

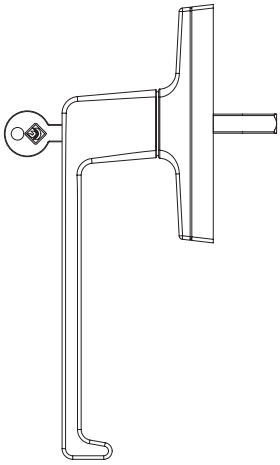

Art. 3073 | .1

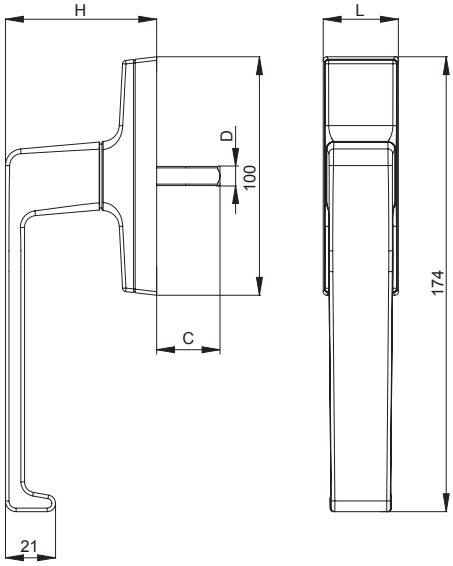

	DESCRIZIONE *DESCRIPTION*	ART.	L	H	C	D
	Martellina "ITALIA" *Handle "ITALIA"*	3073	31,5	63.5	46 mm	7
	Martellina "ITALIA" *Handle "ITALIA"*	3073.1	31,5	63.5	44 mm	7
	Martellina "ITALIA" con manico dissassato *Handle "ITALIA cranck handle*	3078.1D | .1S	31,5	63.5	46 mm	7
	Martellina con chiave "ITALIA" *Handle with key "ITALIA"*	3078.2	31,5	63.5	44 mm	7
	"ITALIA" Doppia martellina *"ITALIA" Double handle*	3073.10	31,5	63.5	64 mm	7

Art. 3073.10

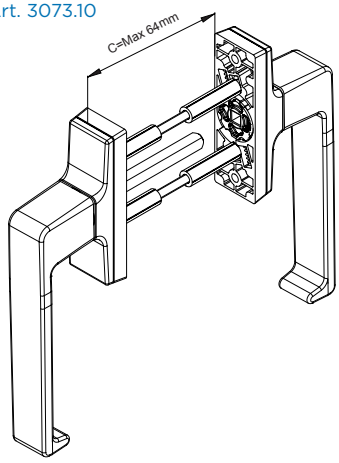

ITALIA
MARTELLINA DISASSATA

BREVETTATO PATENTED

Martellina | Handle
Bequille a poignee | Maneta



Manico in alluminio pressofuso, cassa, copricassa e rotore in zama, viti e perno in acciaio.

Die-cast aluminium handle. Body, case and rotorin zamak steel screws and pin.

Béquille en aluminium moulèes sous pression; caisse, couvre-caisse et rotor en zamak vis et pivot en acier.

Mango de aluminio de fundiciòn; caja, cobertura de caja y rotor de zamac tornillos y pernio en acero.

ART.	ALL			
Imballo | Package | Conditionnement | Embalaje	* 20 | 5 Pz			
Finiture disponibili | Available finishes Finitions disponibles | Acabados disponibles	1	2	3	4

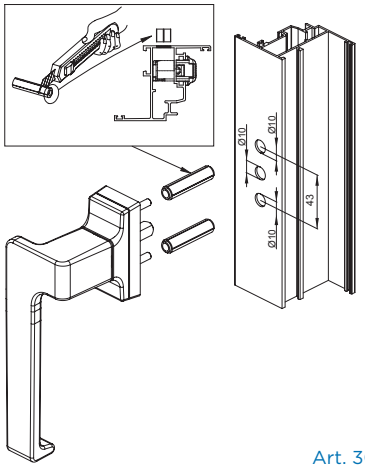

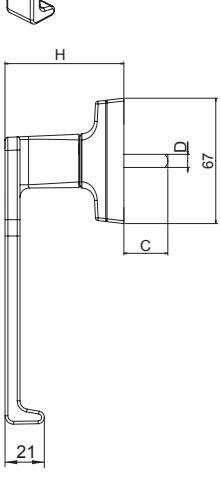

Art. 3077D

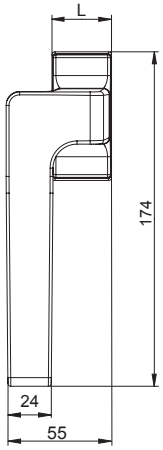

Art. 3077S

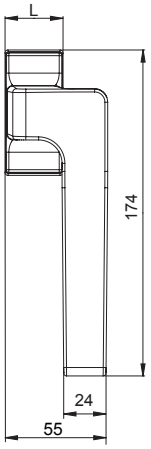

DESCRIZIONE *DESCRIPTION*	ART.	L	H	C	D
Martellina "ITALIA" con manico disassato *"ITALIA" cranck handle*	3077D	31	63.5	26 mm	7
Martellina "ITALIA" con manico disassato *"ITALIA" cranck handle*	3077.1D	31	63.5	46 mm	7
Martellina "ITALIA" con manico disassato *"ITALIA" cranck handle*	3077S	31	63.5	26 mm	7
Martellina "ITALIA" con manico disassato *"ITALIA" cranck handle*	3077.1S	31	63.5	46 mm	7

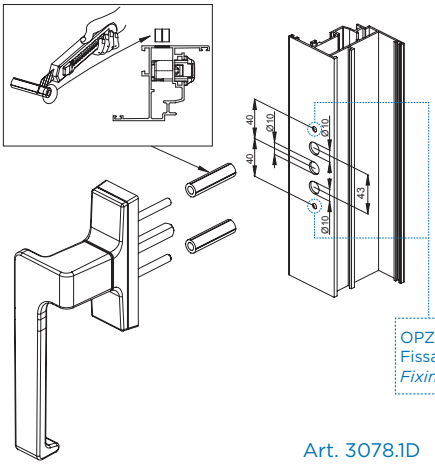

OPZIONALE / *OPTIONAL*
Fissaggio con viti supplementari
Fixing with additional screws

Art. 3078.1D

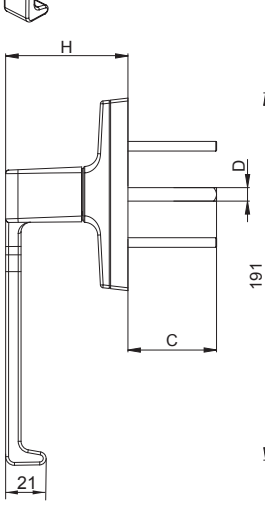

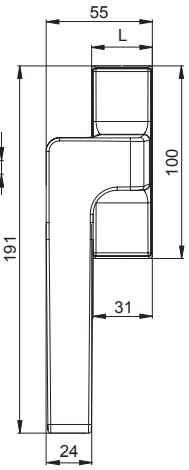

Art. 3078.1S

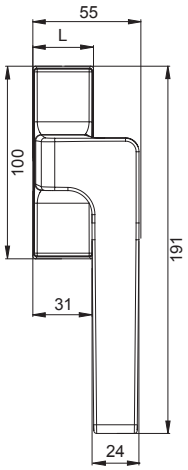

DESCRIZIONE *DESCRIPTION*	ART.	L	H	C	D
Martellina "ITALIA" con manico disassato *"ITALIA" cranck handle*	3078.1D	31	63.5	46 mm	7
Martellina "ITALIA" con manico disassato *"ITALIA" cranck handle*	3078.1D	31	63.5	46 mm	7

ITALIA

MANIGLIA MINIMAL DESIGN RIBASSATA

3D

Maniglia minimal design ribassata | Reduced minimal design handle
Baissèe design minimaliste | Maneta rebajada de deseño minimal



Manico in alluminio pressofuso, rotore in zama, cassa in derlin, cover in alluminio, viti e perno in acciaio e bussola in zama.

Handle in die-cast aluminium, zamak rotor, derlin case, aluminium cover, steel screws and pin, zamak bush.

Manche en aluminium moulé sous pression, rotor en zamak, caisse en derlin, cover en aluminium, vis et pivot en acier, bague en zamak.

Mango en aluminio de fundición, rotor en zamac, caja en derlin, tapa en aluminio, tornillos y pernio en acero, casquillo en zamac.

ART.	3094.33			
Imballo | Package | Conditionnement | Embalaje	5 PZ			
Finiture disponibili | Available finishes Finitions disponibles | Acabados disponibles	1	2	3	4

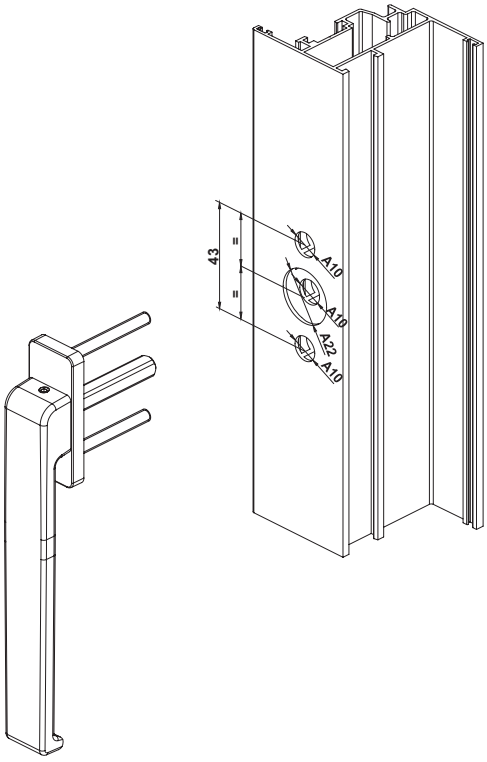

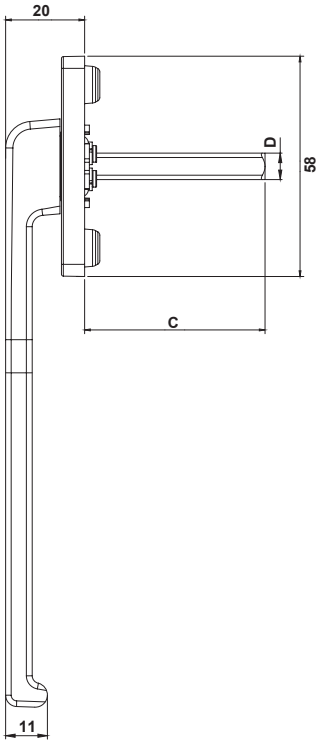

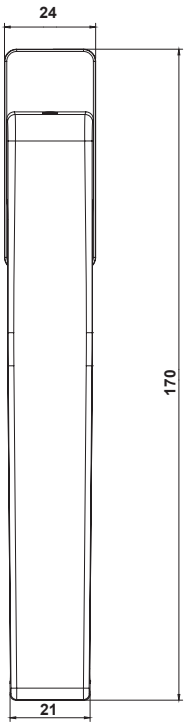

ART.	C	D
3094.33	43	7

ITALIA

MANIGLIONE ALZANTE CON MANIGLIA DI TRAINO QUADRO 7 MM (AS200)

BREVETTATO
PATENTED

Maniglione | Handle
Poignee | Maneta



Manico in alluminio estruso; cassa, copricassa, maniglia di traino e rotore in zama; boccole antifrizionamento in delrin, viti e perno in acciaio.

Extruded aluminum handle; zamak body, case, pull handle and rotor; delrin low-friction bushing steel, screws and pin.

Béquille en aluminium extrudé; caisse, couvre-caisse, poignee de tirage et rotor en zamak; bagues anti-friction en delrin, vis et pivot en acier.

Mango de aluminio extrudido; caja, cobertura de caja, manilla tiradora y rotor de zamac: casquillos antifricción de delrin tornillos y pernio en acero.

ART.	3080 | 3080.8				3080.11			
Imballo | Package | Conditionnement | Embalaje	2 Pz				2 Cp			
Finiture disponibili | Available finishes Finitions disponibles | Acabados disponibles	1	2	3	4	1	2	3	4

Art. 3080 | .5

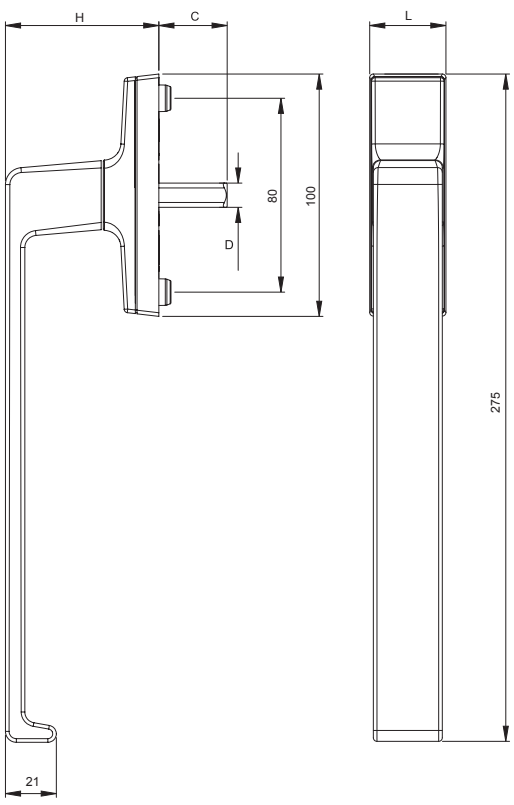

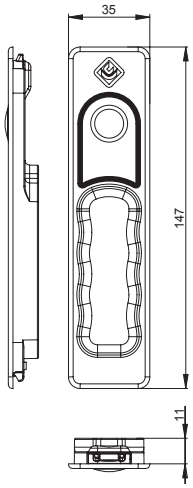

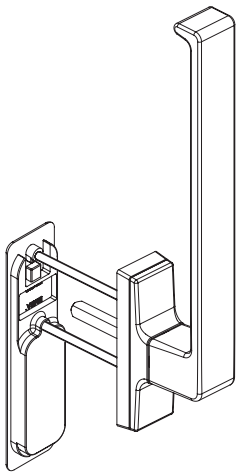

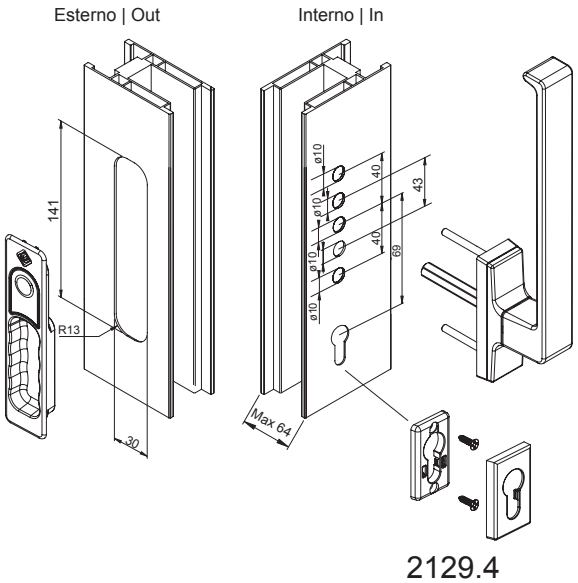

2129.4
Abbinabile | Combined

	DESCRIZIONE *DESCRIPTION*	ART.	L	H	C	D
	"ITALIA" Maniglione per alzante *"ITALIA" Lift&Slide Handle*	3080	31.5	63.5	46mm	7
	"ITALIA" Maniglione per alzante con vaschetta di traino *"ITALIA" Lift&Slide handle with pull handle*	3080.11	31.5	63.5	Max 64	7
	"ITALIA" Maniglione per alzante *"ITALIA" Lift&Slide Handle*	3080.8	31.5	63.5	32mm	7

ITALIA

MANIGLIONE DOPPIO ALZANTE
QUADRO 7 MM (AS200)

BREVETTATO
PATENTED

Maniglione | Handle
Poignee | Maneta

Manico in alluminio estruso; cassa, copricassa e rotore in zama; boccole antifrizionamento in delrin, viti e perno in acciaio.

Extruded aluminum handle; zamak body, case and rotor; delrin low-friction bushing, steel screws and pin.

Béquille en aluminium extrudé; caisse, couvre-caisse et rotor en zamak; bagues anti-friction en delrin, steel screws and pin.

Mango de aluminio extrudido; caja, cobertura de caja y rotor de zamac: casquillos antifricción de delrin, steel screws and pin.



ART.	3080.10			
Imballo | Package | Conditionnement | Embalaje	1 Cp			
Finiture disponibili | Available finishes Finitions disponibles | Acabados disponibles	1	2	3	4

Art. 3080.10

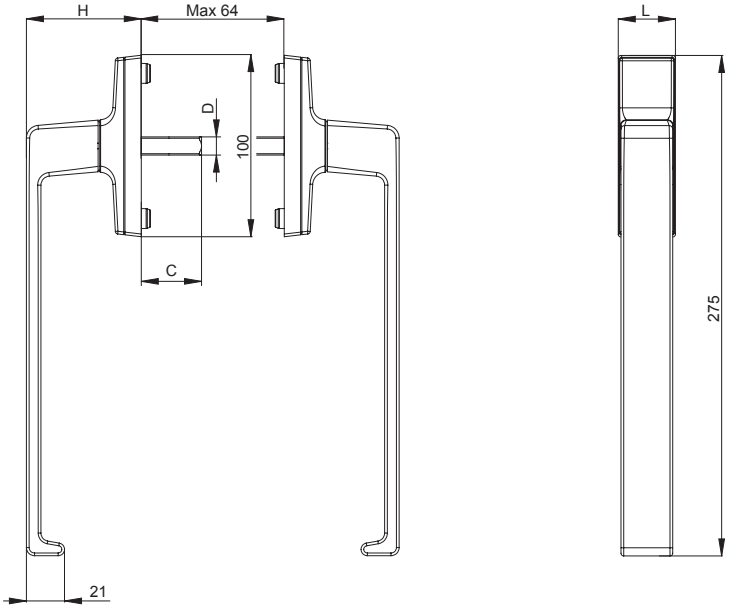

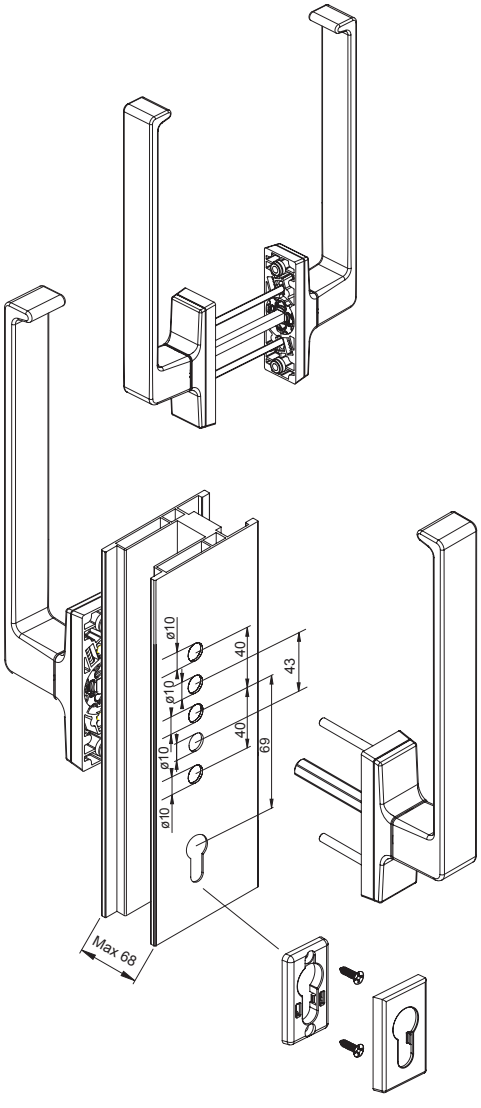

DESCRIZIONE *DESCRIPTION*	ART.	L	H	C	D
"ITALIA" Maniglione doppio alzante *"ITALIA" Double handle*	3080.10	31.5	63.5	Max 64	7

2129.4
Abbinabile | Combined

ITALIA

MANIGLIONE ALZANTE CON MANIGLIA DI TRAINO QUADRO 10 MM (AS300)

BREVETTATO PATENTED

Maniglione | Handle
Poignee | Maneta



Manico in alluminio estruso; cassa, copricassa e rotore in zama; boccole antifrizionamento in delrin, viti e perno in acciaio.

Extruded aluminum handle; zamak body, case and rotor; delrin low-friction bushing, steel screws and pin.

Béquille en aluminium extrudé; caisse, couvre-caisse et rotor en zamak; bagues anti-friction en delrin, vis et pivot en acier.

Mango de aluminio extrudido; caja, cobertura de caja y rotor de zamac: casquillos antifricción de delrin tornillos y pernio en acero.

ART.	3080.20 3080.21				6399.11			
Imballo | Package | Conditionnement | Embalaje	2 Pz				20 Pz			
Finiture disponibili | Available finishes Finitions disponibles | Acabados disponibles	1	2	3	4	1	2	3	4

Art. 3080.21

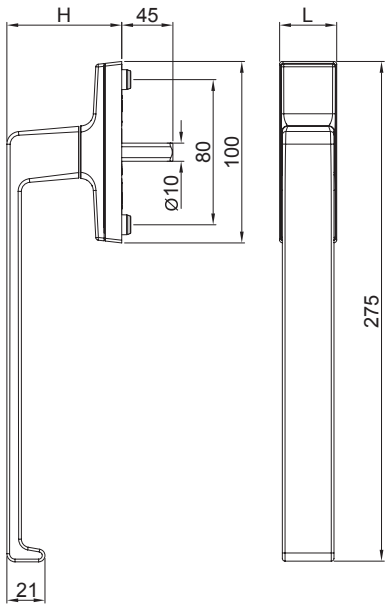

Art. 6399.11

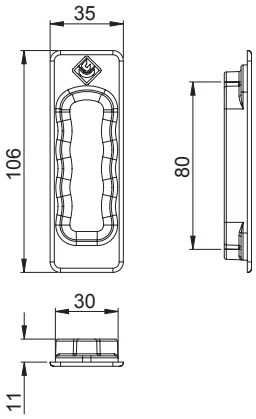

Art. 3080.20

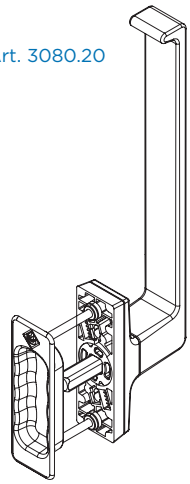

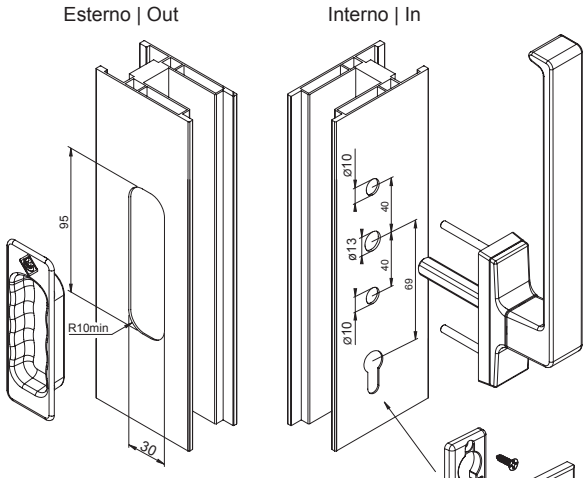

DESCRIZIONE *DESCRIPTION*	ART.	L	H
"ITALIA" Martellina *"ITALIA" Handle*	3080.21	31.5	63.5
Vaschetta di traino *Pull handle*	6399.11	-	-
"ITALIA" Martellina con vaschetta di traino *"ITALIA" Handle with pull handle*	3080.20	31.5	63.5

2129.4
Abbinabile | Combined

ITALIA

MANIGLIONE DOPPIO ALZANTE QUADRO 10 MM (AS300)

BREVETTATO
PATENTED

Maniglione | Handle | Béquille a poignee | Maneta



Manico in alluminio estruso; cassa, copricassa e rotore in zama; boccole antifrizionamento in delrin, perno e viti in acciaio.

Extruded aluminum handle; zamak body, case and rotor; delrin low-friction bushing, steel screws and pin.

Béquille en aluminium extrudé; caisse, couvre-caisse et rotor en zamak; bagues anti-friction en delrin, vis et pivot en acier.

Mango de aluminio extrudido; caja, cobertura de caja y rotor de zamac: casquillos antifricción de delrin, tornillos y pernio en acero.

ART.	3080.25			
Imballo | Package | Conditionnement | Embalaje	2 Cp			
Finiture disponibili | Available finishes Finitions disponibles | Acabados disponibles	1	2	3	4

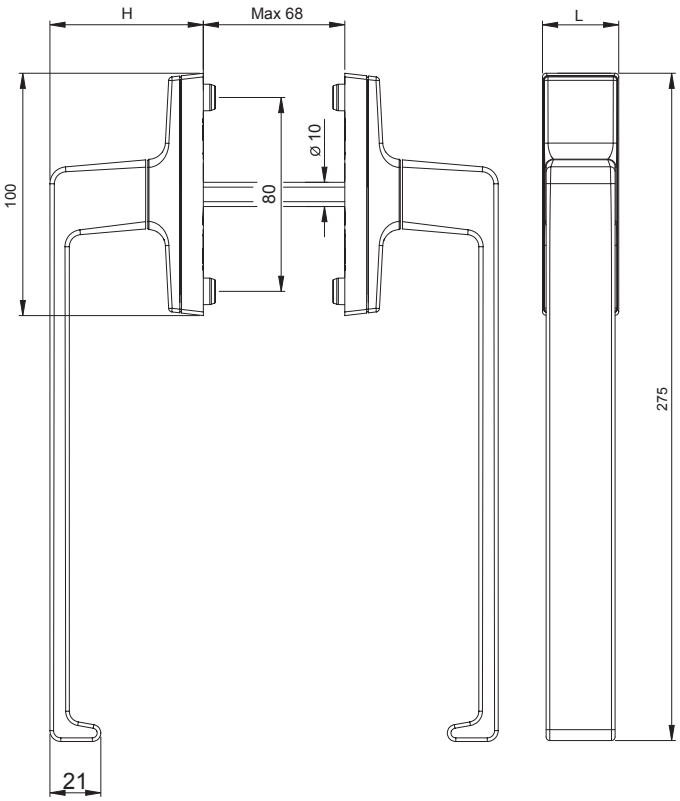

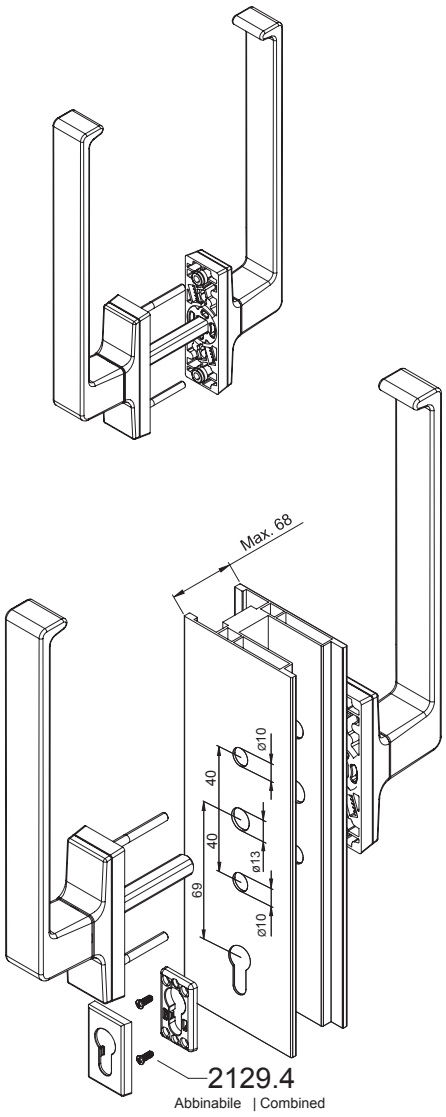

DESCRIZIONE *DESCRIPTION*	ART.	L	H
"ITALIA" Doppia martellina *"ITALIA" Double handle*	3080.25	31.5	63.5

ITALIA
CREMONESI

BREVETTATO PATENTED

Cremonesi | Cremone bolts
Cremones | Cremonas



Cassa e manico alluminio pressofuso; cremagliere, pignone e copricassa in zama zincata; guida e rondella di frizionamento in delrin; viti in acciaio zincato; viti di bloccaggio della cremonese su profilo in acciaio inox.

Case and handle in die-cast aluminium; rack, pinion and cover in galvanized zamak; Delrin guide and friction washer; galvanized steel screws; screws for locking cremone bolts on profile in stainless steel.

Caisse et poignée en aluminium moulèes sous pression; crémaillères, pignon et couvre-caisse en zamak zingué; guide et rondelle de friction en delrin; vis en acier zingué; vis de blocage de la crémone sur profilé en acier inox.

Caja y mango de aluminio de fundiciòn; cremalleras, piñón y cobertura de caja de zamac galvanizado; guía y arandela de fricción de delrin; tornillos de acero galvanizado; tornillos de bloqueo de la cremona sobre perfil de acero inox.

ART.	All			
Imballo | Package | Conditionnement | Embalaje	5 PZ			
Finiture disponibili | Available finishes Finitions disponibles | Acabados disponibles	1	2	3	4

LAVORAZIONI
MACHINING

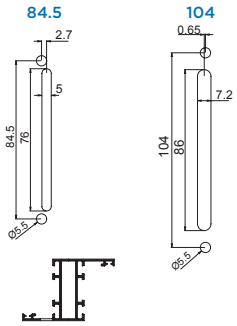

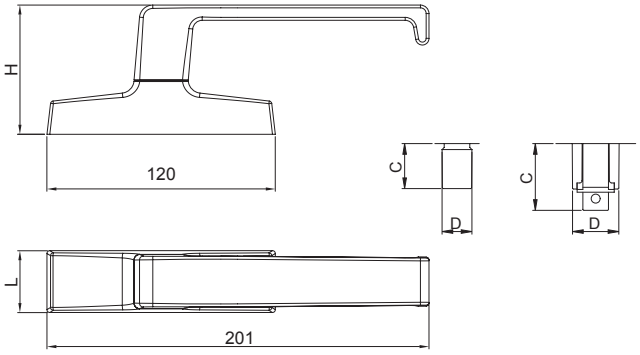

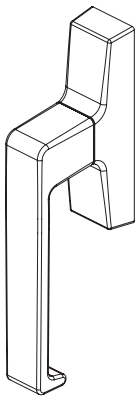

DESCRIZIONE *DESCRIPTION*		ART.	TIPO DI CURSORE *SLIDER TYPE*	L	H	C	D	CORSA *STROKE*	LAVORAZIONE *MACHINING*
	"ITALIA" Cremonese con interasse 104 e 84.5mm *"ITALIA" Cremone bolt with inter-axe 104 and 84.5mm*	6008		32.5	68	21	14	17	84.5 - 104
	"ITALIA" Cremonese per anta ribalta con anti falsa manovra sulla cremonese *"ITALIA" Cremone bolt for Tilt&Turn with anti-false manoeuvre on the cremone bolt*	6018	C D	32.5	68	31	22	17 + 17	104
	"ITALIA" Cremonese per anta ribalta con anti falsa manovra superiore *"ITALIA" Cremone bolt for Tilt&Turn with upper anti-false manoeuvre*	6018.21		32.5	68	21	14	17 + 17	84.5 - 104
	"ITALIA" Cremonese con cilindro, interasse 104 e 84,5mm *"ITALIA" Cremone bolt with key, inter-axe 104 and 84,5 mm*	6037		32.5	68	21	14	17	84.5 - 104
	"ITALIA" Cremonese con cilindro, per anta ribalta con anti falsa manovra sulla cremonese *"ITALIA" Cremone bolt with key and anti-false manoeuvre on the cremone bolt*	6038	C D	32.5	68	31	22	17 + 17	104
	"ITALIA" Cremonese con cilindro, per anta ribalta manovra logica, interasse 104mm *"ITALIA" Cremone bolt with key for Tilt before turn with with anti-false manoeuvre on the cremone bolt,, inter-axe 104*	6038.20	C D	32.5	68	31	22	17 + 17	104
	"ITALIA" Cremonese con cilindro, per anta ribalta manovra superiore logica, interasse 104mm *"ITALIA" Cremone bolt with key for Tilt before turn with with upper anti-false manoeuvre,, inter-axe 104*	6038.25		32.5	68	21	22	17 + 17	104

ITALIA
CREMONESI DISASSATE

BREVETTATO
PATENTED

4

Cremonesi | Cremone bolts
Cremones | Cremonas



Cassa e manico alluminio pressofuso; cremagliere, pignone e copricassa in zama zincata; guida e rondella di frizionamento in delrin; viti in acciaio zincato; viti di bloccaggio della cremonese su profilo in acciaio inox.

Case and handle in die-cast aluminium; rack, pinion and cover in galvanized zamak; Delrin guide and friction washer; galvanized steel screws; screws for locking cremone bolts on profile in stainless steel.

Caisse et poignée en aluminium moulèes sous pression; crémaillères, pignon et couvre-caisse en zamak zingué; guide et rondelle de friction en delrin; vis en acier zingué; vis de blocage de la crémone sur profilé en acier inox.

Caja y mango de aluminio de fundiciòn; cremalleras, piñón y cobertura de caja de zamac galvanizado; guía y arandela de fricción de delrin; tornillos de acero galvanizado; tornillos de bloqueo de la cremona sobre perfil de acero inox.

ART.	All			
Imballo | Package | Conditionnement | Embalaje	20 | 5 Pz			
Finiture disponibili | Available finishes Finitions disponibles | Acabados disponibles	1	2	3	4

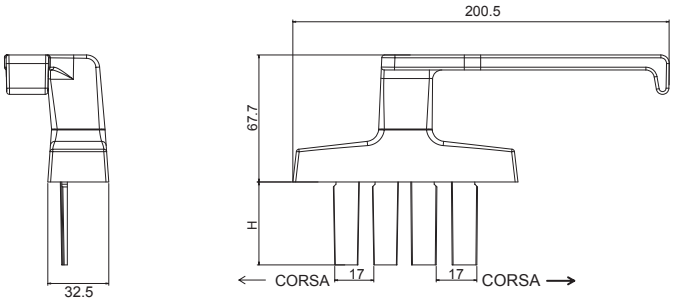

Destra | *Right*

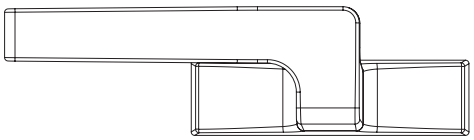

Sinistra | *Left*

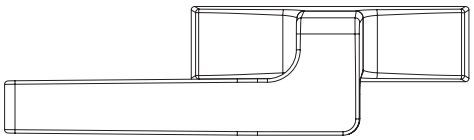

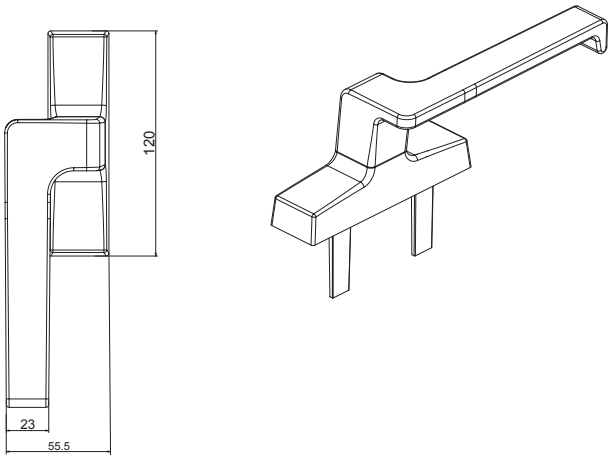

LAVORAZIONI
MACHINING

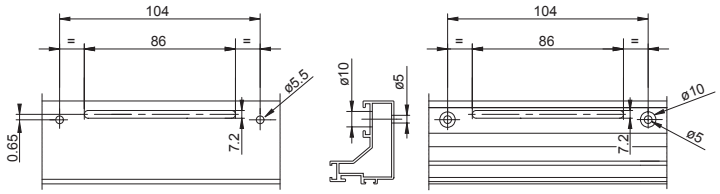

DESCRIZIONE *DESCRIPTION*	H	Art. Destro Art. Right	Art. Sinistro Art. Left
Cremonese Disassata ITALIA manico disassato - 2 cursori *"ITALIA" cremone bolt with crank handle - 2 protrunding*	44 mm	6007D	6007S
Cremonese Disassata ITALIA manico disassato - 2 cursori *"ITALIA" cremone bolt with crank handle - 2 protrunding*	24 mm	6007.1D	6007.1S
Cremonese Disassata ITALIA manico disassato - 1 cursore *"ITALIA" cremone bolt with crank handle - 1 protrunding*	44 mm	6007.11D	6007.11S

ITALIA
DOPPIA MANIGLIA

BREVETTATO
PATENTED

Doppia maniglia | Double handle
Bequille double | Manilla doble



Manico in alluminio pressofuso; cassa, rotore e copricassa in zama, boccole in derlin, perno e viti in acciaio.

Die cast aluminium handle; zamak body, case and rotor; Delrin low-friction bushing.

Béquille en aluminium moulèes sous pression; caisse, couvre-caisse et rotor en zamak; bagues anti-friction en delrin.

Mango de aluminio de fundiciòn; caja, cobertura de caja y rotor de zamc; casquillos antifricción de delrin.

ART.	3065				3060.7			
Imballo | Package | Conditionnement | Embalaje	5 CP				20 Kit			
Finiture disponibili | Available finishes Finitions disponibles | Acabados disponibles	1	2	3	4	1	2	3	4

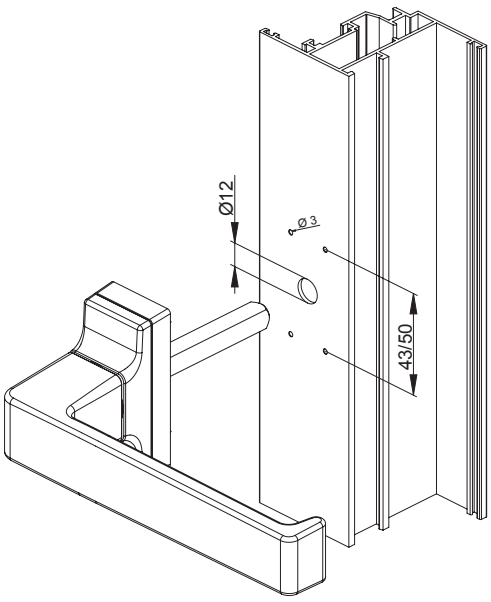

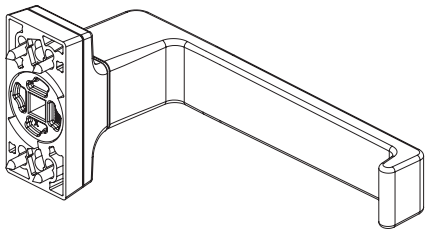

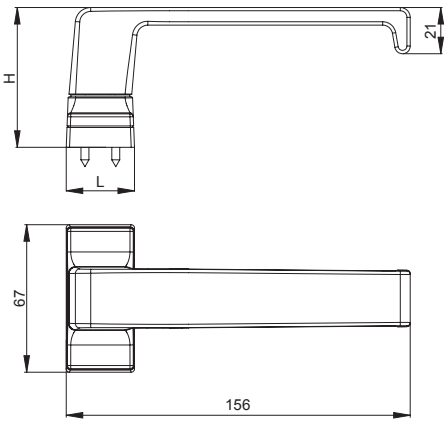

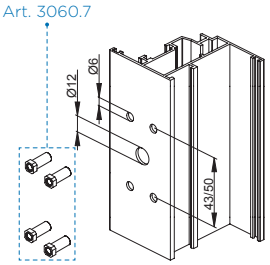

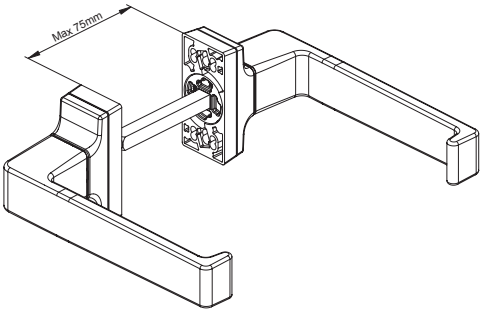

DESCRIZIONE *DESCRIPTION*	ART.	L	H
"ITALIA" Doppia maniglia *"ITALIA" Double handle*	3065	31.5	63.5
Kit di fissaggio con inserti filettati *Fixing kit with threaded inserts*	3060.7	---	---

ITALIA
DOPPIA MANIGLIA MINIMAL

BREVETTATO PATENTED

Doppia maniglia minimal design | Minimal design double handle
Bequille double design minimaliste | Manilla doble de deseño minimal



Manico in alluminio pressofuso, rotore in zama, cassa in derlin, cover in alluminio, viti e perno in acciaio e bussola in zama.

Handle in die-cast aluminium, zamak rotor, derlin case, aluminium cover, steel screws and pin, zamak bush.

Manche en aluminium moulé sous pression, rotor en zamak, caisse en derlin, cover en aluminium, vis et pivot en acier, bague en zamak.

Mango en aluminio de fundición, rotor en zamac, caja en derlin, tapa en aluminio, tornillos y pernio en acero, casquillo en zamac..

ART.	3050				3050.10			
Imballo | Package | Conditionnement | Embalaje	5 Cp				5 Cp			
Finiture disponibili | Available finishes Finitions disponibles | Acabados disponibles	1	2	3	4	1	2	3	4

Art. 3050

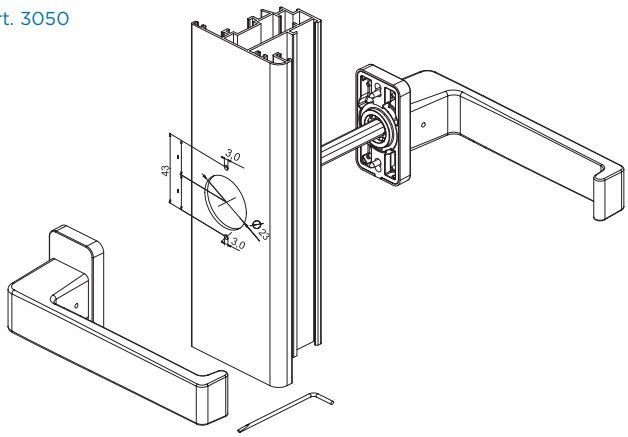

Art. 3050

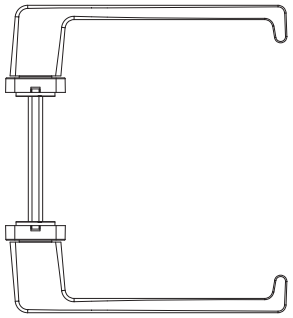

Art. 3050.10

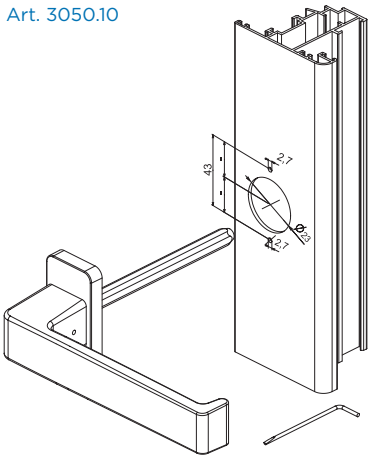

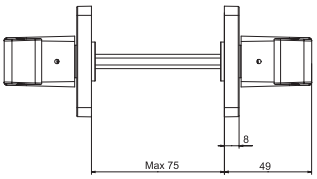

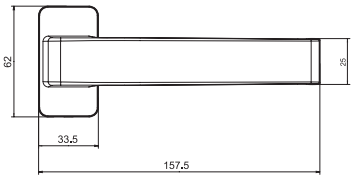

Art. 3050.10

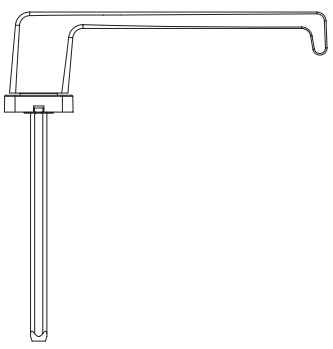

DESCRIZIONE *DESCRIPTION*	ART.	L	H
Doppia maniglia minimal - Italia *Minimal design double handle "ITALIA"*	3050	Max 75mm	8
Mezza maniglia minimal - Italia *Minimal design half handle "ITALIA"*	3050.10	Max 110mm	8

Programma COMFORT.
COMFORT program.

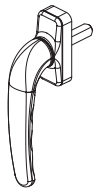

"COMFORT MINI"
MARTELLINA RIDOTTA
-
"COMFORT MINI" REDUCED HANDLE

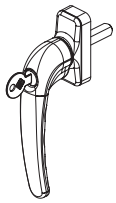

"COMFORT MINI"
MARTELLINA RIDOTTA CON CILINDRO
-
"COMFORT MINI" REDUCED HANDLE WITH KEY

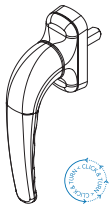

MARTELLINA
-
HANDLE

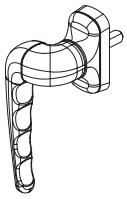

MARTELLINA DISASSATA SX
-
CRANK HANDLE SX



MARTELLINA DISASSATA DX
-
CRANK HANDLE

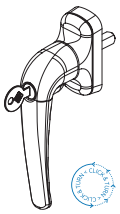

MARTELLINA CON CILINDRO
-
HANDLE WITH KEY

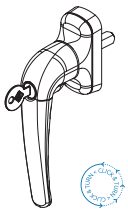

LOGICA MARTELLINA CON CILINDRO
-
LOGICA HANDLE WITH KEY



MARTELLINA RIBASSATA
-
HANDLE WITH REDUCED GRIP

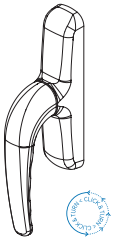

CREMONESE
-
CREMONE BOLT

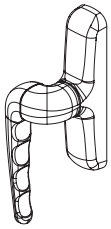

CREMONESE CON MANICO DISSASSATO DX
-
CREMONE BOLT WITH CRANK HANDLE DX

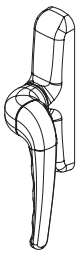

CREMONESE CON MANICO DISSASSATO SX
-
CREMONE BOLT WITH CRANK HANDLE SX

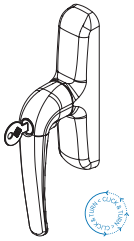

CREMONESE CON CILINDRO
-
CREMONE BOLT WITH KEY

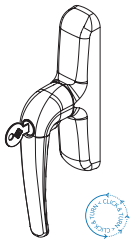

CREMONESE LOGICA CON CILINDRO
-
LOGICA CREMONE BOLT WITH KEY



CREMONESE INT. 104
-
CREMONE BOLT INT. 104

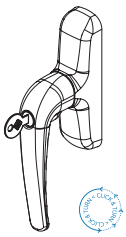

CREMONESE CON CILINDRO INT. 104
-
CREMONE BOLT WITH KEY INT. 104

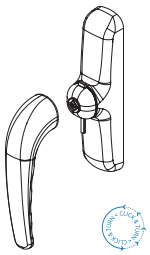

CREMONESE CON MANICO ASPORTABILE
-
CREMONE BOLTS WITH REMOVABLE HANDLE

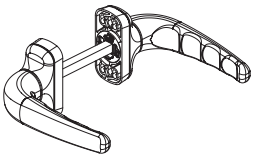

DOPPIA MANIGLIA
-
DOUBLE HANDLE

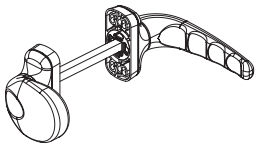

"SPIN"POMOLO FISSO CON MANIGLIA COMFORT
-
"SPIN" FIXED KNOB WITH COMFORT HANDLE

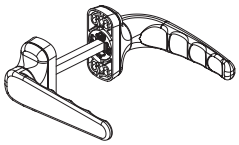

DOPPIA MANIGLIA "COMFORT" CON MANICO RIBASSATO
-
DOUBLE HANDLE "COMFORT" WITH REDUCED GRIP

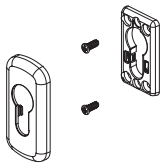

COPRICILINDRO DI SICUREZZA SAGOMATO IN ZAMA
-
ZAMAK SHAPED SECURITY CYLINDER COVER

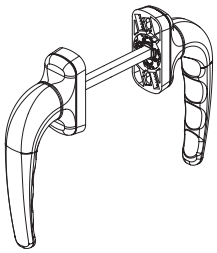

DOPPIA MARTELLINA
-
DOUBLE HANDLE

COMFORT
MARTELLINA

Martellina | Handle
Bequille a poignee | Maneta

Manico in alluminio pressofuso; cassa, copricassa e rotore in zama; boccole antifrizionamento in delrin, perno e viti in acciaio.

Die-cast aluminum handle; zamak body, case and rotor; Delrin low-friction bushing, steel screws and pin.

Béquille en aluminium moulé sous pression; caisse, couvre-caisse et rotor en zamak; bagues anti-friction en delrin, vis et pivot en acier.

Mango de aluminio fundido a presión; caja, cobertura de caja y rotor de zamac: casquillos antifricción de delrin, tornillos y pernio en acero.



ART.	3070 | 3071 | 3070.1 3070.2 | 3070.25 3071.2 | 3075.5 | 3070.7 | 3070.9 3070.15				3070.10			
Imballo | Package | Conditionnement | Embalaje	* 20 | 5 Pz				15 | 5 Cp			
Finiture disponibili | Available finishes Finitions disponibles | Acabados disponibles	1	2	3	4	1	2	3	4

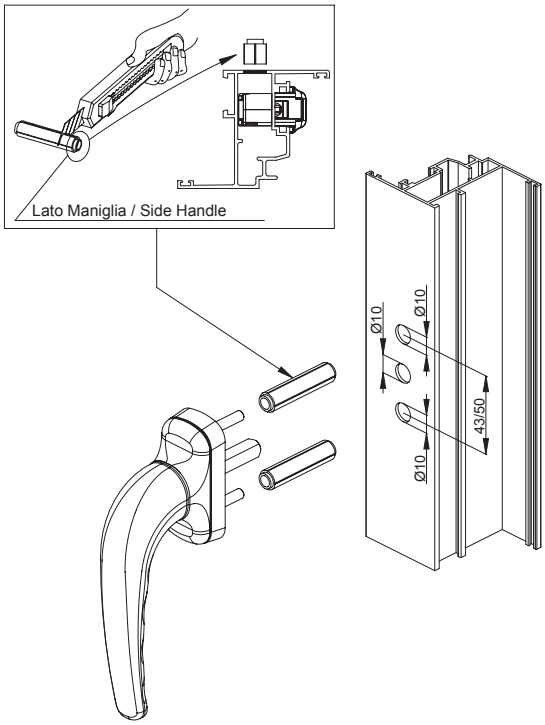

Art. 3070.2 | 3071.2 | 3070.25 | 3070.9

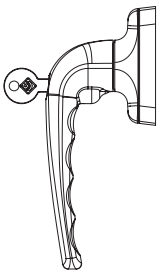

Art. 3070 | 3071 | 3071.5 | 3070.7

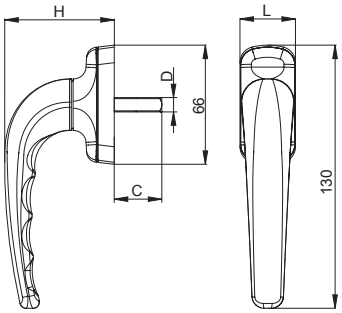

Art. 3070.10

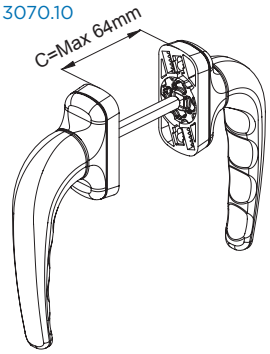

	DESCRIZIONE *DESCRIPTION*	ART.	L	H	C	D
	"COMFORT" Martellina per scorrevole parallelo SP 60 "COMFORT" Handle for tilt and slide sp 160	3070.7	31	61	26 mm	7
	"COMFORT" Martellina *"COMFORT" Handle*	3070	31	61	26 mm	7
	"COMFORT" Martellina con cilindro *"COMFORT" Handle with key*	3070.2	31	61	26 mm	7
	Martellina con cilindro per scorrevole parallelo SP160 "COMFORT" Handle with key for tilt and slide SP160	3070.9	31	61	26 mm	7
	"COMFORT" Martellina senza perno *"COMFORT" Handle without pin*	3070.15	31	61	-	-

	DESCRIZIONE *DESCRIPTION*	ART.	L	H	C	D
	"COMFORT" Martellina *"COMFORT" Handle*	3071	31	61	46 mm	7
	"COMFORT" Martellina con cilindro *"COMFORT" Handle with key*	3071.2	31	61	46 mm	7
	"COMFORT LOGICA" Martellina *"COMFORT LOGICA" handle*	3070.25	31	61	26 mm	7
	"COMFORT" Doppia martellina *"COMFORT" Double handle*	3070.10	31	61	Max 64	7
	"COMFORT" Martellina *"COMFORT" Handle*	3070.5	31	61	46 mm	8

COMFORT MINI
MARTELLINA RIDOTTA

Martellina | Handle
Bequille a poignee | Maneta



Manico in alluminio pressofuso; cassa, copricassa e rotore in zama; boccole antifrizionamento in delrin, perno e viti in acciaio.

Die-cast aluminum handle; zamak body, case and rotor; delrin low-friction bushing, steel screws and pin.

Béquille en aluminium moulé sous pression; caisse, couvre-caisse et rotor en zamak; bagues anti-friction en delrin, vis et pivot en acier.

Mango de aluminio fundido a presión; caja, cobertura de caja y rotor de zamac: casquillos antifricción de delrin, tornillos y pernio en acero.

ART.	3075 | 3075.1 | 3075.2 3075.3 | 3075.20 3075.21 3075.22 3075.22 | 3075.10**				3075.10 | 3066.1			
Imballo | Package | Conditionnement | Embalaje	*20 | 5 Pz **2 Cp				15 | 5 Cp			
Finiture disponibili | Available finishes Finitions disponibles | Acabados disponibles	1	2	3	4	1	2	3	4

* Le confezioni delle cremonesi e delle martelline sono da 20 pezzi, ad esclusione delle versioni in finiture speciali e vintage "OLD" che sono da 5 pezzi.
* Cremone bolts and handles come in packages of 20, except for versions in special and "OLD" vintage finishes that are in packages of 5.

Art. 3075.2X

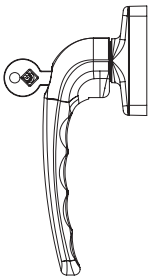

Art. 3075

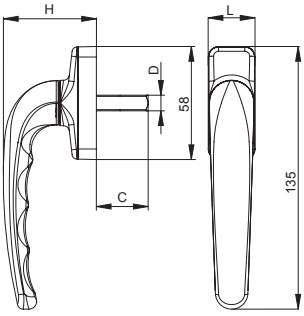

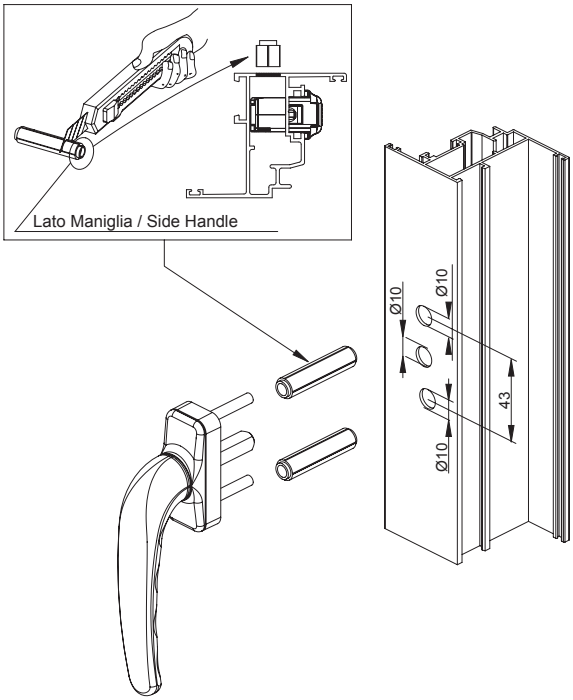

Art. 3075.10

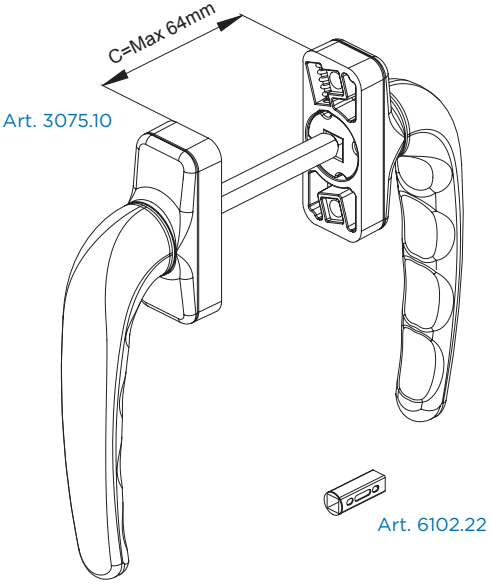

Art. 6102.22

DESCRIZIONE *DESCRIPTION*	ART.	L	H	C	D
"COMFORT MINI" Martellina ridotta *"COMFORT MINI" Reduced handle*	3075	24	48	30	7
"COMFORT MINI" Martellina ridotta *"COMFORT MINI" Reduced handle*	3075.1	24	48	50	7
"COMFORT MINI" Martellina ridotta *"COMFORT MINI" Reduced handle*	3075.2	24	48	70	7
"COMFORT MINI" Martellina ridotta *"COMFORT MINI" Reduced handle*	3075.3	24	48	89	7
"COMFORT MINI" Martellina ridotta con cilindro *"COMFORT MINI" Reduced handle with key*	3075.20	24	48	30	7

DESCRIZIONE *DESCRIPTION*	ART.	L	H	C	D
"COMFORT MINI" Martellina ridotta con cilindro *"COMFORT MINI" Reduced handle with key*	3075.21	24	48	50	7
"COMFORT MINI" Martellina ridotta con cilindro *"COMFORT MINI" Reduced handle with key*	3075.22	24	48	70	7
"COMFORT MINI" Martellina ridotta con cilindro *"COMFORT MINI" Reduced handle with key*	3075.23	24	48	89	7
"COMFORT MINI" Doppia Martellina ridotta *"COMFORT MINI" Reduced double handle*	3075.10	24	48	Max 64	7
"COMFORT MINI" Doppia Martellina ridotta con adattatore 7 / 8mm *"COMFORT MINI" double handle with spindle adaptor 7 / 8mm*	3066.1	24	48	Max 64	8

COMFORT
MARTELLINA CON MANICO DISASSATO

Martellina con manico disassato | Handle | Bequille a poignee | Maneta



Manico, cassa, copricassa e rotore in zama; boccole antifrizionamento in Derlin, perno e viti in acciaio.

Zamak handle, body, case and rotor; Derlin low-friction bushing, steel screws and pin.

Béquille, caisse, couvre-caisse et rotor en zamak; bagues anti-friction en Derlin, vis et pivot en acier.

Mango, caja, cobertura de caja y rotor de zamac; casquillos antifricción de Derlin, tornillos y pernio en acero.

ART.	A3076.X			
Imballo | Package | Conditionnement | Embalaje	20 | 5 Pz			
Finiture disponibili | Available finishes Finitions disponibles | Acabados disponibles	1	2	3	4

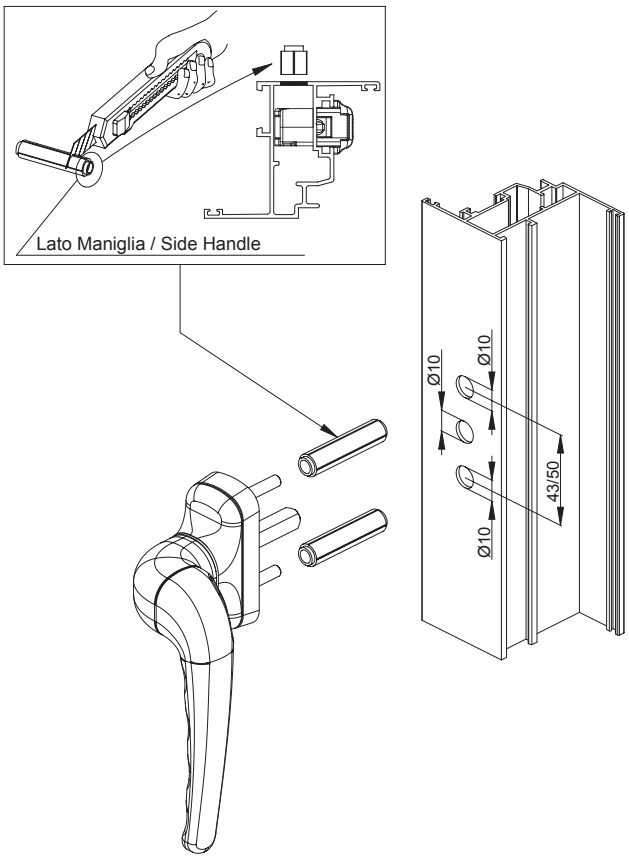

Art. 3076D

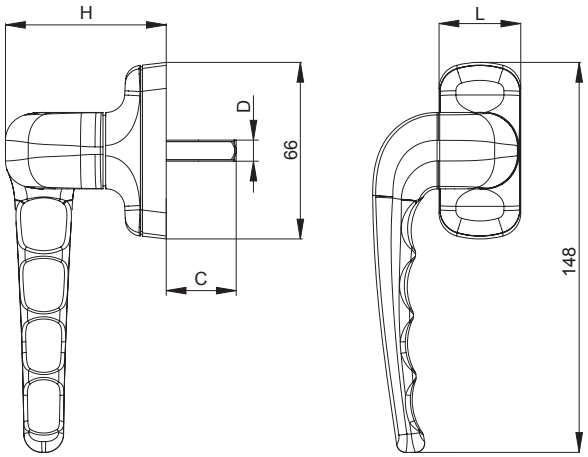

Art. 3076S

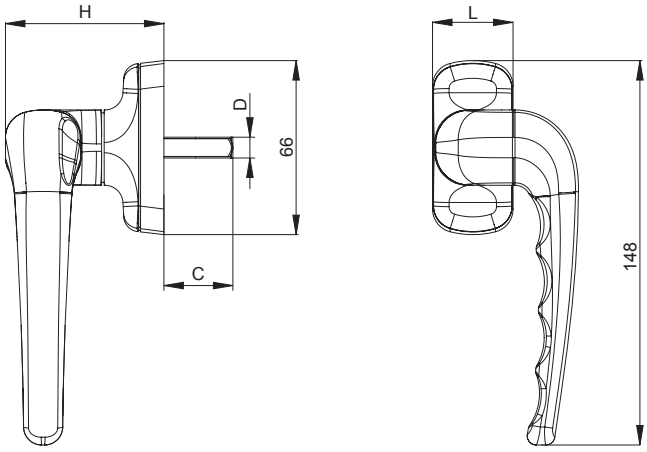

DESCRIZIONE *DESCRIPTION*	ART.	L	H	C	D
Martellina "COMFORT" disassata DX *Handle "COMFORT"*	3076D	31	61	26	7
Martellina "COMFORT" disassata SX *Handle "COMFORT" with key*	3076S	31	61	26	7
Martellina "COMFORT" disassata DX *Handle "COMFORT"*	3076.1D	31	61	46	7
Martellina "COMFORT" disassata SX *Handle "COMFORT" with key*	3076.1S	31	61	46	7

MARTELLINA RIBASSATA

MARTELLINA

Martellina | Handle
Bequille a poignee | Maneta



Manico, cassa, copricassa e rotore in zama; boccole antifrizionamento in Derlin, perno e viti in acciaio.

Zamak handle, body, case and rotor; Derlin low-friction bushing, steel screws and pin.

Béquille, caisse, couvre-caisse et rotor en zamak; bagues anti-friction en Derlin, vis et pivot en acier.

Mango, caja, cobertura de caja y rotor de zamac; casquillos antifricción de Derlin, tornillos y pernio en acero.

ART.	3074.7 | 3074.8			
Imballo | Package | Conditionnement | Embalaje	5 PZ			
Finiture disponibili | Available finishes Finitions disponibles | Acabados disponibles	1	2	3	4

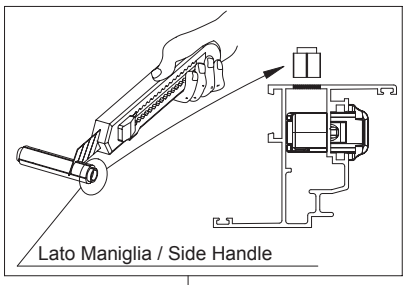

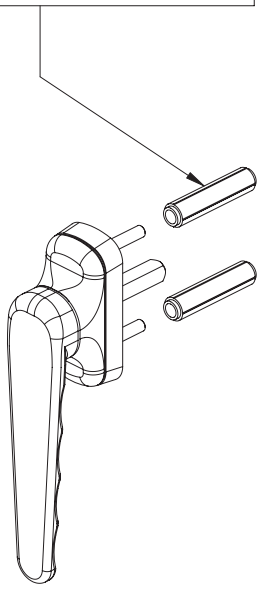

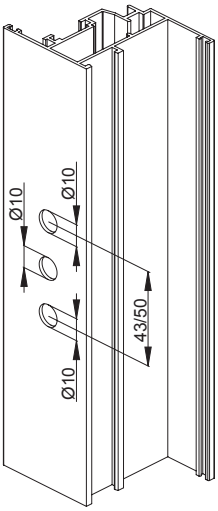

Art. 3074.7 | .8

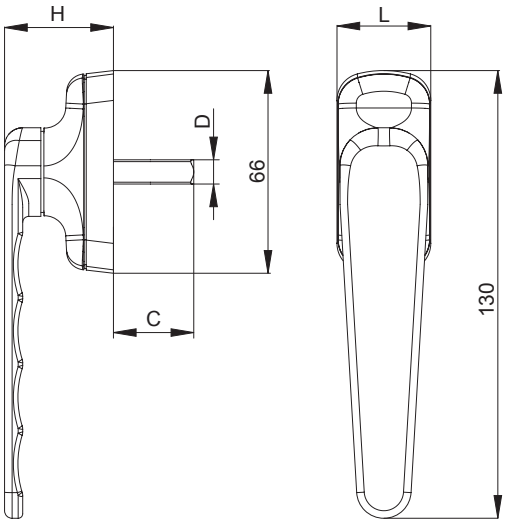

Art. 3074.17

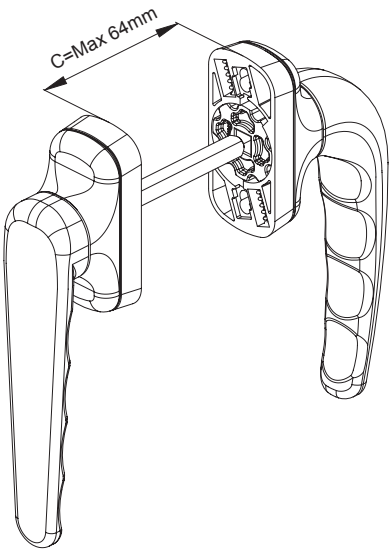

DESCRIZIONE *DESCRIPTION*	ART.	L	H	C	D
"COMFORT" Martellina *"COMFORT" Handle*	3074.7	31	35.8	26 mm	7
"COMFORT" Martellina *"COMFORT" Handle*	3074.8	31	35.8	46 mm	7
"COMFORT" Doppia martellina *"COMFORT" Double handle*	3074.17	31	35.8	Max 64	7

COMFORT
CREMONESI

Cremonesi | Cremone bolts
Cremones | Cremonas



Cassa e manico in alluminio pressofuso; cremagliere, pignone e copricassa in zama zincata; guida e rondella di frizionamento in delrin; viti in acciaio zincato; viti di bloccaggio della cremonese su profilo in acciaio inox.

Case and handle in die-cast aluminum; rack, pinion and cover in galvanized zamak; Delrin guide and friction washer; galvanized steel screws; screws for locking cremone bolts on profile in stainless steel.

Caisse et poignée en aluminium moulé sous pression; crémaillères, pignon et couvre-caisse en zamak zingué; guide et rondelle de friction en delrin; vis en acier zingué; vis de blocage de la crémone sur profilé en acier inox.

Caja y mango de aluminio fundido a presión; cremalleras, piñón y cobertura de caja de zamac galvanizado; guía y arandela de fricción de delrin; tornillos de acero galvanizado; tornillos de bloqueo de la cremona sobre perfil de acero inox.

ART.	6003 | 6004 | 6030.10 | 6033.10				6010.10 | 6010.12 | 6010.21 | 6011.10 | 6031.21 | 6032.10 | 6010.41 | 6031.41			
Imballo | Package | Conditionnement | Embalaje	* 20 | 5 PZ				5 PZ			
Finiture disponibili | Available finishes Finitions disponibles | Acabados disponibles	1	2	3	4	1	2	3	4

* Le confezioni delle cremonesi e delle martelline sono da 20 pezzi, ad esclusione delle versioni in finiture speciali e vintage "OLD" che sono da 5 pezzi.
* Cremone bolts and handles come in packages of 20, except for versions in special and "OLD" vintage finishes that are in packages of 5.

LAVORAZIONI
MACHINING

104

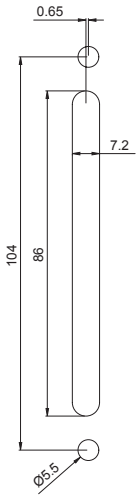

84.5

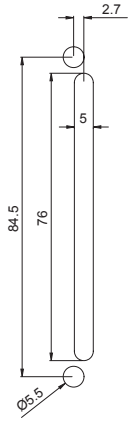

130

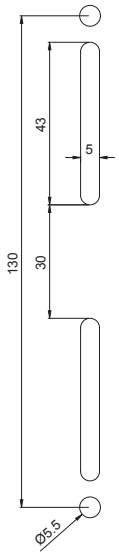

92

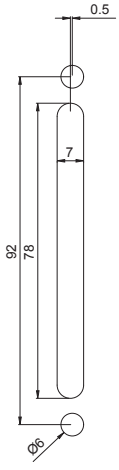

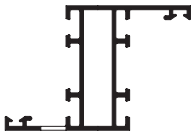

Art. 603X.10

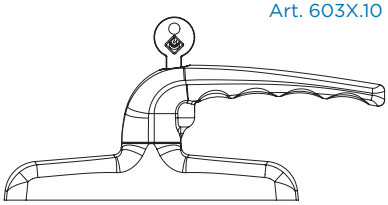

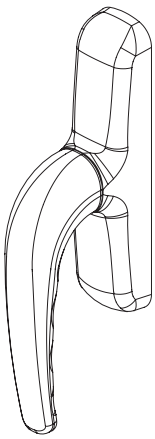

Art. 600X - 601X.XX

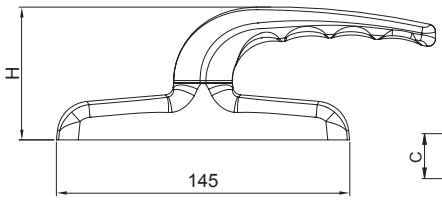

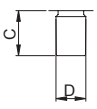

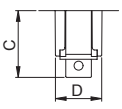

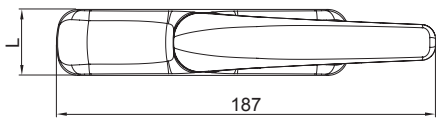

	DESCRIZIONE *DESCRIPTION*	ART.	TIPO DI CURSORE *TYPE OF SLIDER*	L	H	C	D	CORSA *STROKE*	LAVORAZIONE *MACHINING*
	"COMFORT" Cremonese con interasse 130 mm, con cursori reversibili *"COMFORT" Cremone bolt with inter-axe 130 mm, with reversible slider*	6003		32.5	65.5	21	14	17	130
	"COMFORT" Cremonese con interasse 84,5 - 92 - 104 mm, con cursori reversibili *"COMFORT" Cremone bolt with inter-axe 84,5 - 92 - 104 mm, with reversible sliders*	6004		32.5	65.5	21	14	17	84.5 - 92 - 104
	"COMFORT" Cremonese per anta ribalta con anti falsa manovra sul rinvio d'angolo *"COMFORT" Cremone bolt for Tilt&Turn with anti-false manoeuvre on the drive corner*	6010.10		32.5	65.5	21	12	17 + 17	84.5 - 92 - 104
	"COMFORT" Cremonese per anta ribalta con anti falsa manovra sulla cremonese *"COMFORT" Cremone bolt for Tilt&Turn with anti-false manoeuvre on the cremone bolt*	6011.10		32.5	65.5	31	22	17 + 17	92 - 104
	"COMFORT" Cremonese per anta ribalta con anti falsa manovra superiore *"COMFORT" Cremone bolt for Tilt&Turn with upper anti-false manoeuvre*	6010.21		32.5	65.5	21	22	17 + 17	84.5 - 92 - 104
	"COMFORT" Cremonese con cremagliera centrale a forcella *"COMFORT" Cremone bolt with fork central rack*	6010.12		32.5	65.5	21	23.5	17 + 17	84.5 - 92 - 104
	"COMFORT" Cremonese con cilindro, interasse 130 mm, con cremagliere reversibili *"COMFORT" Cremone bolt with key, inter-axe 130 mm, with reversible racks*	6030.10		32.5	66	21	14	17	130
	"COMFORT" Cremonese per anta ribalta con anti falsa manovra superiore *"COMFORT" Cremone bolt for Tilt&Turn with upper anti-false manoeuvre*	6010.41		32.5	65.5	21	22	17 + 17	84.5 - 92 - 104
	"COMFORT" Cremonese con cilindro, per anta ribalta con anti falsa superiore. *"COMFORT" Cremone bolt with key and upper anti false manoeuvre for tilt and slide SP160*	6031.41		32.5	65.5	21	22	17 + 17	84.5 - 92 - 104
	"COMFORT" Cremonese con cilindro, per anta ribalta con anti falsa manovra sulla cremonese *"COMFORT" Cremone bolt with key, for Tilt&Turn with anti false manoeuvre on the cremone bolt*	6032.10		32.5	66	31	22	17 + 17	92 - 104
	"COMFORT" Cremonese con cilindro, per anta ribalta con anti falsa manovra superiore *"COMFORT" Cremone bolt with key, for Tilt&Turn with upper anti false manoeuvre*	6031.21		32.5	66	21	22	17 + 17	84.5 - 92 - 104
	"COMFORT" Cremonese con cilindro, interasse 84,5 - 92 -104 mm, con cremagliere reversibili *"COMFORT" Cremone bolt with key, inter-axe 84,5 - 92 - 104 mm, with reversible racks*	6033.10		32.5	66	21	14	17	84.5 - 92 - 104

COMFORT
CREMONESE DISSASSATA

Cremonesi | Cremone bolts
Cremones | Cremonas



Cassa e manico in alluminio pressofuso; cremagliere, pignone e copricassa in zama zincata; guida e rondella di frizionamento in delrin; viti in acciaio zincato; viti di bloccaggio della cremonese su profilo in acciaio inox.

Case and handle in die-cast aluminum; rack, pinion and cover in galvanized zamak; Delrin guide and friction washer; galvanized steel screws; screws for locking cremone bolts on profile in stainless steel.

Caisse et poignée en aluminium moulé sous pression; crémaillères, pignon et couvre-caisse en zamak zingué; guide et rondelle de friction en delrin; vis en acier zingué; vis de blocage de la crémone sur profilé en acier inox.

Caja y mango de aluminio fundido a presión; cremalleras, piñón y cobertura de caja de zamac galvanizado; guía y arandela de fricción de delrin; tornillos de acero galvanizado; tornillos de bloqueo de la cremona sobre perfil de acero inox.

ART.	6006 | 6006.1 | 6006.11 | 6006.13 | 6006S | 6006.1S | 6006.11S | 6006.13S			
Imballo | Package | Conditionnement | Embalaje	20 | 5 Pz			
Finiture disponibili | Available finishes Finitions disponibles | Acabados disponibles	1	2	3	4

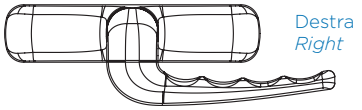

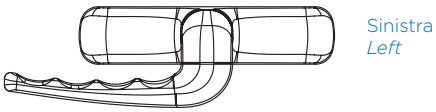

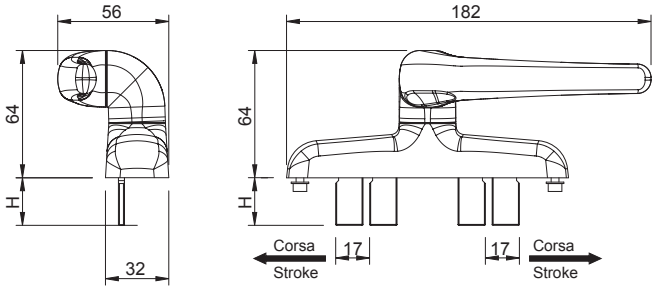

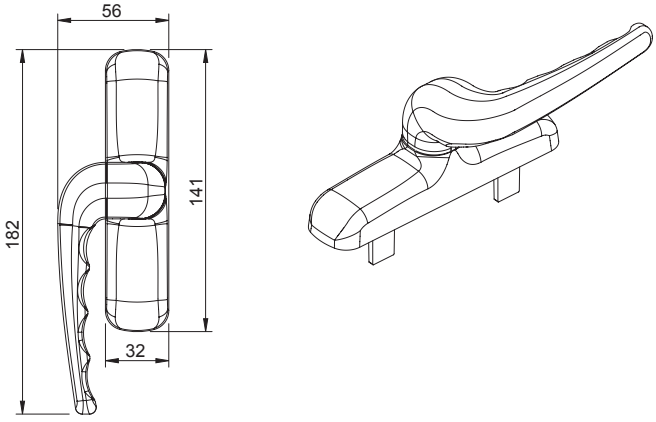

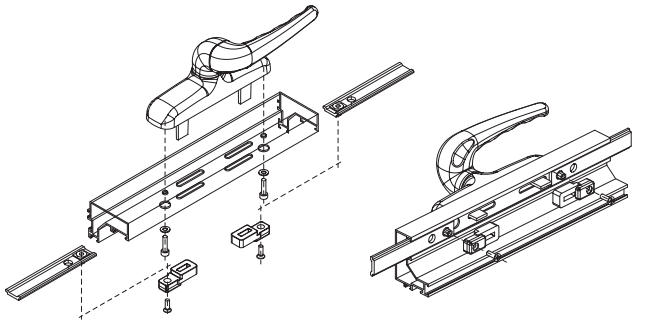

LAVORAZIONI
MACHINING

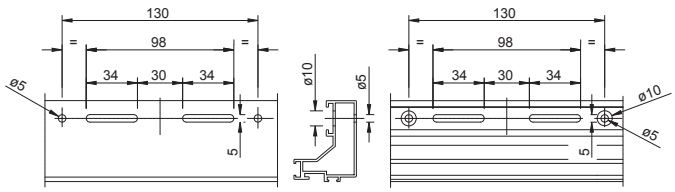

DESCRIZIONE *DESCRIPTION*	H	Art. Destro *Art. Rigth*	Art. Sinistro *Art. Left*
Cremonese EMPIRE manico disassato - 2 cursori *EMPIRE cremone bolt with crank handle - 2 protruding*	44 mm	6006	6006S
Cremonese EMPIRE manico disassato - 2 cursori *EMPIRE cremone bolt with crank handle - 2 protruding*	24 mm	6006.1	6006.1S
Cremonese EMPIRE manico disassato - 1 cursore *EMPIRE cremone bolt with crank handle - 1 protruding*	44 mm	6006.11	6006.11S

COMFORT

CREMONESE CON MANICO ASPORTABILE

Cremonese con manico asportabile | Cremone bolts with removable handle
Cremone avec manche emportable | Cremona con mango extraible



Cassa e manico in alluminio pressofuso; copertura sede manico in nylon; cremagliere, cursori, pignone e copricassa in zama; viti in acciaio zincato; viti di bloccaggio della cremonese sul profilo in acciaio inox.

Die-cast aluminum case and handle; handle socket cover in nylon; rack, sliders, pinion and cover in zamak; galvanized steel screws; screws for locking cremone bolts on profile in stainless steel.

Caisse et poignée en aluminium moulé sous pression; couverture logement poignée en nylon; crémaillères, curseurs, pignon et couvre-caisse en zamak; vis en acier zingué; vis de blocage de la crémone sur le profilé en acier inox.

Caja y mango de aluminio fundido a presión; cobertura del asiento del mango en nylon; cremalleras, cursores, piñón y cubierta de caja de zamac; tornillos de acero galvanizado; tornillos de bloqueo de la cremona sobre el perfil de acero inox.

ART.	6003.4				6011.4				6108			
Imballo | Package | Conditionnement | Embalaje	* 20 | 5 PZ				5 PZ				5 PZ			
Finiture disponibili | Available finishes Finitions disponibles | Acabados disponibles	1	2	3	4	1	2	3	4	1	2	3	4

* Le confezioni delle cremonesi e delle martelline sono da 20 pezzi, ad esclusione delle versioni in finiture speciali e vintage "OLD" che sono da 5 pezzi.
* Cremone bolts and handles come in packages of 20, except for versions in special and "OLD" vintage finishes that are in packages of 5.

LAVORAZIONI
MACHINING

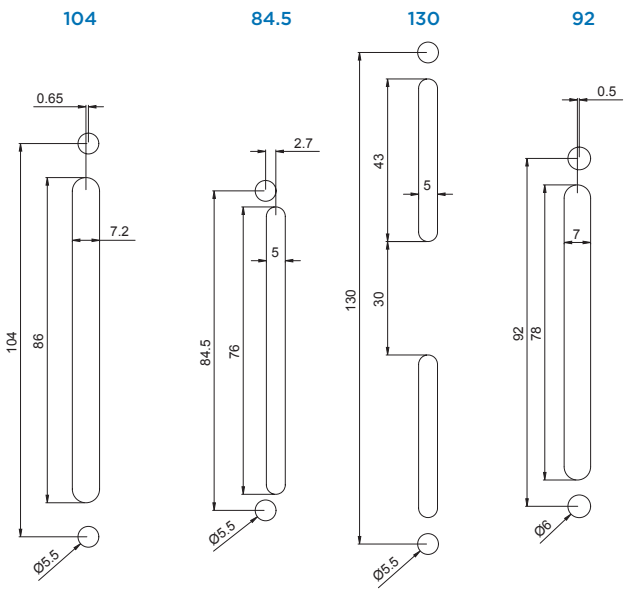

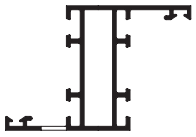

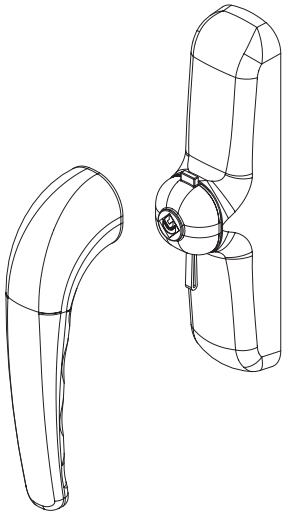

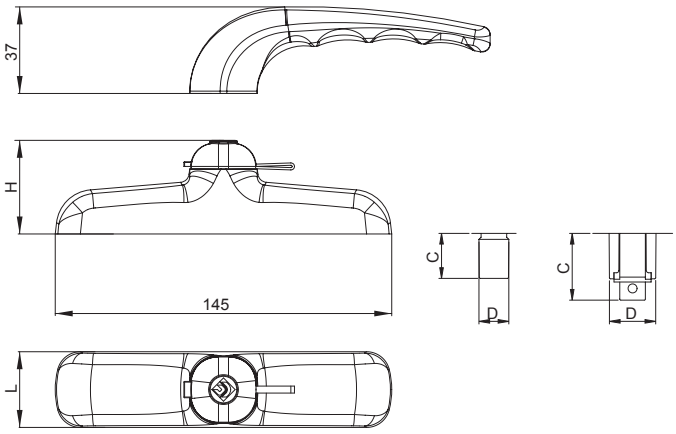

	DESCRIZIONE *DESCRIPTION*	ART.	TIPO DI CURSORE *TYPE OF SLIDER*	L	H	C	D	CORSA *STROKE*	LAVORAZIONE MACHINING
	Cremonese con interasse 130 mm, con cursori reversibili *Cremone bolt with inter-axe 130 mm, with reversible sliders*	6003.4		32.5	39.7	21	14	17	130
	Cremonese per anta ribalta con anti falsa manovra sulla cremonese *Cremone bolt for Tilt&Turn with anti-false manoeuvre on the cremone bolt*	6011.4		32.5	39.7	31	22	17 + 17	84.5 - 92 - 104
	Manico asportabile *Removable handle*	6108		29	37	---	---	---	---

COMFORT 104

CREMONESI COMFORT RIDOTTA

Cremonesi | Cremone bolts | Cremones | Cremonas



Cassa e manico in alluminio pressofuso; cremagliere, pignone e copricassa in zama zincata; guida e rondella di frizionamento in delrin; viti in acciaio zincato; viti di bloccaggio della cremonese su profilo in acciaio inox.

Case and handle in die-cast aluminum; rack, pinion and cover in galvanized zamak; Delrin guide and friction washer; galvanized steel screws; screws for locking cremone bolts on profile in stainless steel.

Caisse et poignée en aluminium moulé sous pression; crémaillères, pignon et couvre-caisse en zamak ingué; guide et rondelle de friction en delrin; vis en acier zingué; vis de blocage de la crémone sur profile en acier inox.

Caja y mango de aluminio fundido a presión; cremalleras, piñón y cobertura de caja de zamac galvanizado; guía y arandela de fricción de delrin; tornillos de acero galvanizado; tornillos de bloqueo de la cremona sobre perfil de acero inox.

ART.	6005 | 6005.2 | 6035				6015 | 6015.21 | 6036 | 6015.41 6036.20 | 6036.25 | 6036.23			
Imballo | Package | Conditionnement | Embalaje	20 | 5 Pz				5 Pz			
Finiture disponibili | Available finishes Finitions disponibles | Acabados disponibles	1	2	3	4	1	2	3	4

* Le confezioni delle cremonesi e delle martelline sono da 20 pezzi, ad esclusione delle versioni in finiture speciali e vintage "OLD" che sono da 5 pezzi.
* Cremone bolts and handles come in packages of 20, except for versions in special and "OLD" vintage finishes that are in packages of 5.

LAVORAZIONI
MACHINING

84.5

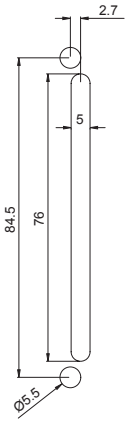

98

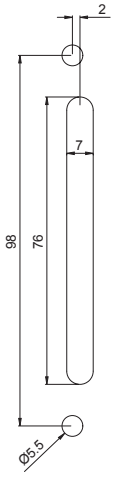

104

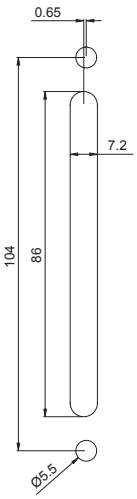

98T

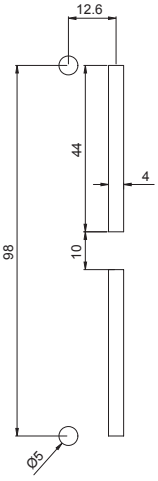

Art. 603X.XX

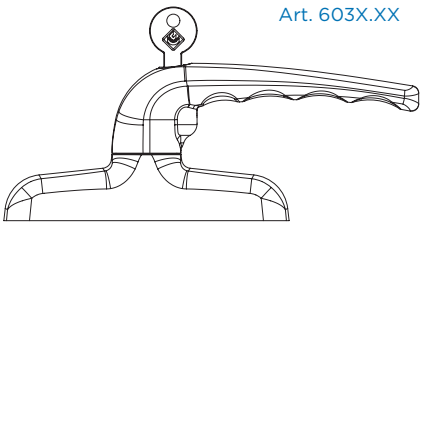

Art. 60XX.XX

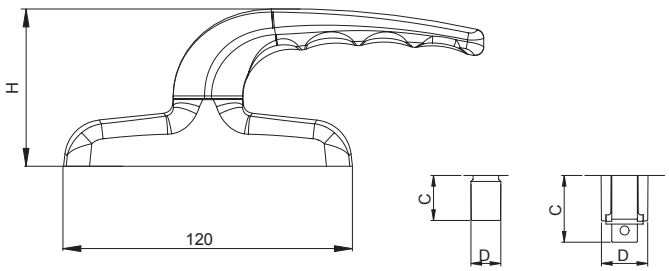

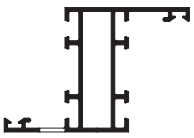

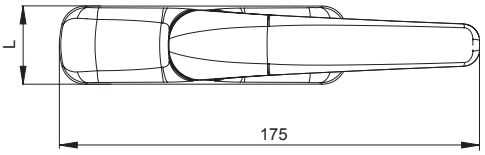

	DESCRIZIONE *DESCRIPTION*	ART.	TIPO DI CURSORE *TYPE OF SLIDER*	L	H	C	D	CORSA *STROKE*	LAVORAZIONE MACHINING
	"COMFORT 104" Cremonese con interasse 84,5 - 104 mm *"COMFORT 104" Cremone bolt with inter-axe 84,5 - 104 mm*	6005		32.5	65.5	21	14	17	84.5 - 104
	"COMFORT 104" Cremonese per serie scorrevole Triall.co *"COMFORT 104" Cremone bolt for sliding series Triall.co*	6005.2		32.5	65.5	21	14	17	98
	"COMFORT 104" Cremonese per anta ribalta con anti falsa manovra sulla cremonese, interasse 84,5 - 104 mm *"COMFORT 104" Cremone bolt for Tilt and Turn with anti-false manouevre on the cremone bolt, inter-axe 84,5 - 104mm*	6015		32.5	65.5	31	22	17 + 17	104
	"COMFORT 104" Cremonese COMFORT 104 per anta ribalta con anti falsa manovra superiore, con interasse 84,5 - 104 mm *"COMFORT 104" Cremone bolt for Tilt and Turn with upper anti-false manouevre, inter-axe 84,5 - 104mm*	6015.21		32.5	65.5	21	22	17 + 17	84.5 - 104
	COMFORT 104" Cremonese COMFORT 104 con anti falsa manovra superiore, con interasse 84,5 - 104 mm, per scorrevole parallelo SP160 *"COMFORT 104" Cremone bolt with upper anti-false manouevre,inter-axe 84,5 - 104mm, for tilt and slide SP160.*	6015.41		32.5	65.5	21	22	17 + 17	84.5 - 104
	"COMFORT 104" Cremonese COMFORT 104 con cilindro, interasse 84,5 - 104 *"COMFORT 104" Cremone bolt with key, inter-axe 84,5 - 104*	6035		32.5	65.5	21	14	17	84.5 - 104
	"COMFORT 104" Cremonese con cilindro, per anta ribalta con anti falsa manovra sulla cremonese | *"COMFORT 104" Cremone bolt with key, for Tilt and Turn with anti-false manouevre on the cremone bolt*	6036		32.5	65.5	31	22	17 + 17	104
	"COMFORT LOGICA" Cremonese con cilindro, per anta ribalta logica con anti falsa manovra sulla cremonese *"COMFORT LOGICA" Cremone bolt with key, for Tilt before Turn with anti-false manoeuvre on the cremone bolt*	6036.20		32.5	65.5	31	22	17 + 17	104
	"COMFORT LOGICA" Cremonese con cilindro, per anta ribalta logica con anti falsa manovra superiore *"COMFORT LOGICA" Cremone bolt with key, for Tilt before Turn with upper anti-false manoeuvre*	6036.25		32.5	65.5	21	22	17 + 17	104
	"COMFORT LOGICA" Cremonese con cilindro, per anta ribalta logica con anti falsa manovra sulla cremonese *"COMFORT LOGICA" Cremone bolt with key, for Tilt before Turn with anti-false manoeuvre on the cremone bolt*	6036.23		32.5	65.5	31	22	17 + 17	98

COMFORT
DOPPIA MANIGLIA

Doppia maniglia | Double handle
Bequille double | Manilla doble



Manico in alluminio pressofuso; cassa, copricassa e rotore in zama; molla in acciaio zincato; boccole anti frizionamento in delrin. Perno e viti in acciaio.

Die-cast aluminum handle; zamak body, case and rotor; galvanized steel spring; Delrin low-friction bushing.

Béquille en aluminium moulé sous pression; caisse, couvre-caisse et rotor en zamak; ressort en acier zingué; bagues anti-friction en delrin.

Mango de aluminio fundido a presión; caja, cobertura de caja y rotor de zamac; muelle de acero galvanizado; casquillos antifricción de delrin.

ART.	3060				3060.7			
Imballo | Package | Conditionnement | Embalaje	* 15 | 5 Cp				20 Kit			
Finiture disponibili | Available finishes Finitions disponibles | Acabados disponibles	1	2	3	4	1	2	3	4

* Le confezioni delle cremonesi e delle martelline sono da 20 pezzi, ad esclusione delle versioni in finiture speciali e vintage "OLD" che sono da 5 pezzi.
* Cremone bolts and handles come in packages of 20, except for versions in special and "OLD" vintage finishes that are in packages of 5.

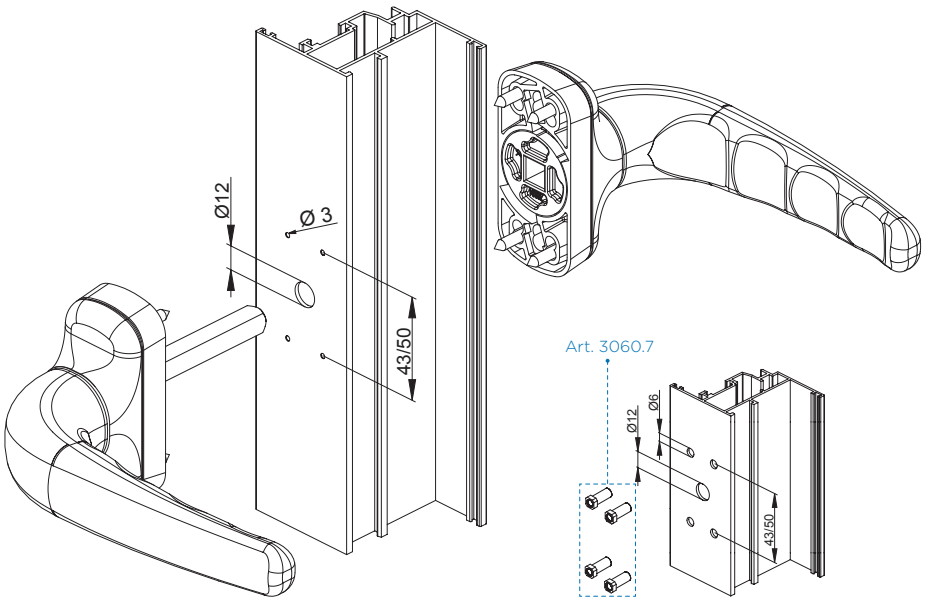

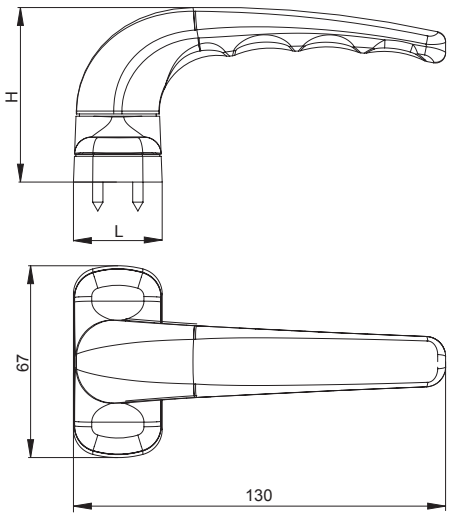

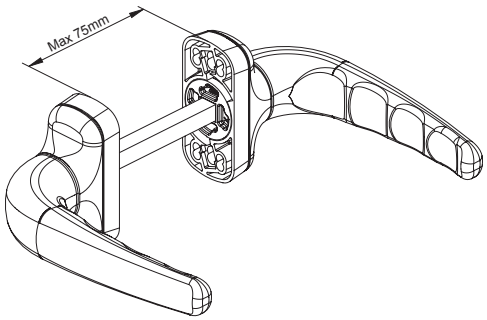

DESCRIZIONE *DESCRIPTION*	ART.	L	H
"COMFORT" Doppia maniglia *"COMFORT" Double handle*	3060	31	61
Kit di fissaggio con inserti filettati *Fixing kit with threaded inserts*	3060.7	---	---

COMFORT
DOPPIA MANIGLIA RIBASSATA

Doppia maniglia | Double handle
Bequille double | Manilla doble



Manico in alluminio pressofuso; cassa, copricassa e rotore in zama; molla in acciaio zincato; boccole anti frizionamento in delrin. Perno e viti in acciaio.

Die-cast aluminum handle; zamak body, case and rotor; galvanized steel spring; Delrin low-friction bushing.

Béquille en aluminium moulé sous pression; caisse, couvre-caisse et rotor en zamak; ressort en acier zingué; bagues anti-friction en delrin.

Mango de aluminio fundido a presión; caja, cobertura de caja y rotor de zamac; muelle de acero galvanizado; casquillos antifricción de delrin.

ART.	3063 | 3063.1				3060.7			
Imballo | Package | Conditionnement | Embalaje	5 Cp				20 Kit			
Finiture disponibili | Available finishes Finitions disponibles | Acabados disponibles	1	2	3	4	1	2	3	4

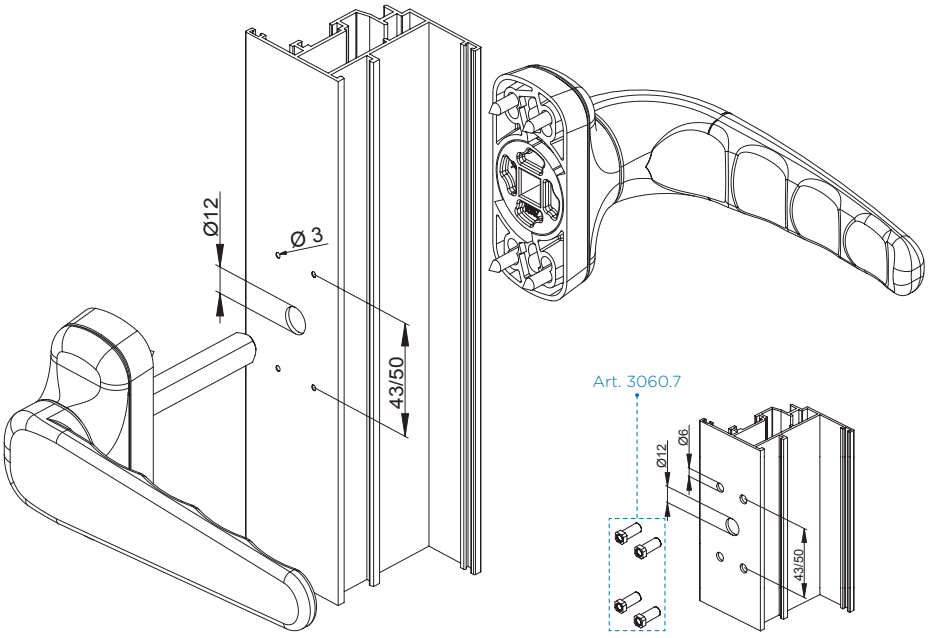

Art. 3060.7

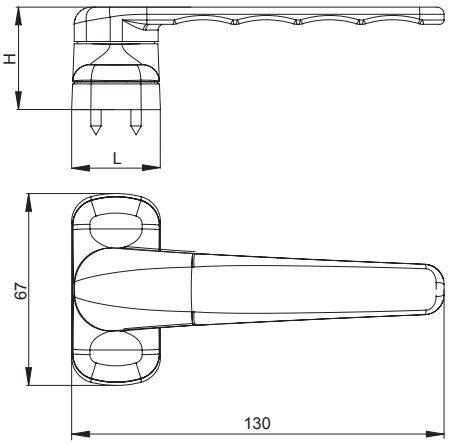

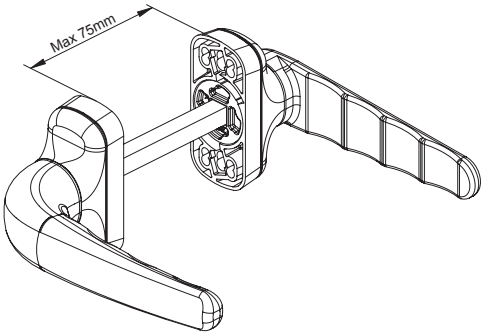

DESCRIZIONE *DESCRIPTION*	ART.	L	H
Doppia maniglia "COMFORT" con manico ribassato *Double handle "COMFORT" with reduced grip*	3063	31	36
Doppia maniglia "COMFORT" con manico ribassato da entrambi i lati *Double handle "COMFORT" with reduced handle both sides*	3063.1	31	36
Kit di fissaggio con inserti filettati *Fixing kit with threaded inserts*	3060.7	---	---

COPRICILINDRO DI SICUREZZA

KARMA - ITALIA - COMFORT

Copricilindro | Cylinder cover
Kit cache cylindre | Cobertura cilindro



Copricilindro in nylon; cover in zama; viti in acciaio zincato.

Nylon cylinder cover; zamak cover; galvanized steel screws.

Kit cache cylindre en nylon; couverture gâche en zamak; vis en acier zingué.

Cobertura cilindro ed nylon; caja de zamac; tornillos de acero galvanizado.

ART.	2129.4 | 2129.5 | 2129.10				2128			
Imballo | Package | Conditionnement | Embalaje	20 PZ				500 PZ			
Finiture disponibili | Available finishes Finitions disponibles | Acabados disponibles	1	2	3	4	1	2	3	4

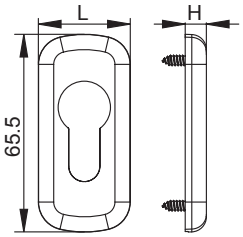

Art. 2129.5
(sistema antisfilamento)

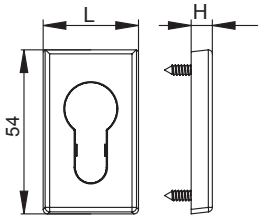

Art. 2129.4
(sistema antisfilamento)

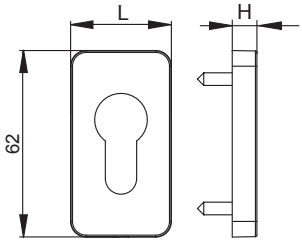

Art. 2129.10

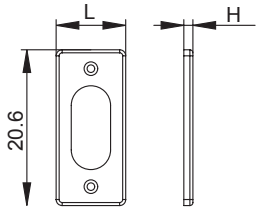

Art. 2128

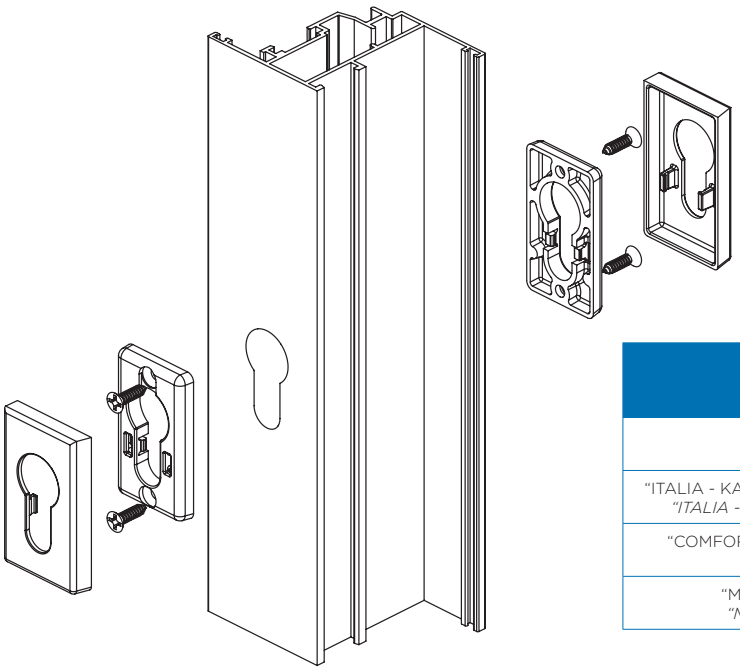

DESCRIZIONE *DESCRIPTION*	ART.	H	L
Copricilindro ovale in nylon *Nylon oval cylinder cover*	2128	3	23
"ITALIA - KARMA" Copricilindro di sicurezza sagomato in zama *"ITALIA - KARMA" Zamak security shaped cylinder cover*	2129.4	7	31.5
"COMFORT" Copricilindro di sicurezza sagomato in zama *Zamak shaped security cylinder cover*	2129.5	7	31.5
"MINIMAL DESIGN" Copricilindro sagomato *"MINIMAL DESIGN" Shaped cylinder cover*	2129.10	8,2	33,5

COMFORT OUT
CREMONESE APERTURA ESTERNA

Cremonese apertura esterna | External openign cremone bolt | Cremone ouverture exterieure | Cremona apertura externa



Cassa, manico, cremagliere e pignone in zama; guida interna e boccola manico in delrin.

Zamak case, handle, rack and pinion; Delrin internal guide and handle bushing.

Caisse, poignée, crémaillères et pignon en zamak; guide intérieure et bague du manche en delrin.

Caja, mango, cremalleras y piñón de zamac; guía interna y casquillos mango de delrin.

ART.	6022			
Imballo | Package | Conditionnement | Embalaje	20 | 5 Pz			
Finiture disponibili | Available finishes Finitions disponibles | Acabados disponibles	1	2	3	4

* Le confezioni delle cremonesi e delle martelline sono da 20 pezzi, ad esclusione delle versioni in finiture speciali e vintage "OLD" che sono da 5 pezzi.
* Cremone bolts and handles come in packages of 20, except for versions in special and "OLD" vintage finishes that are in packages of 5.

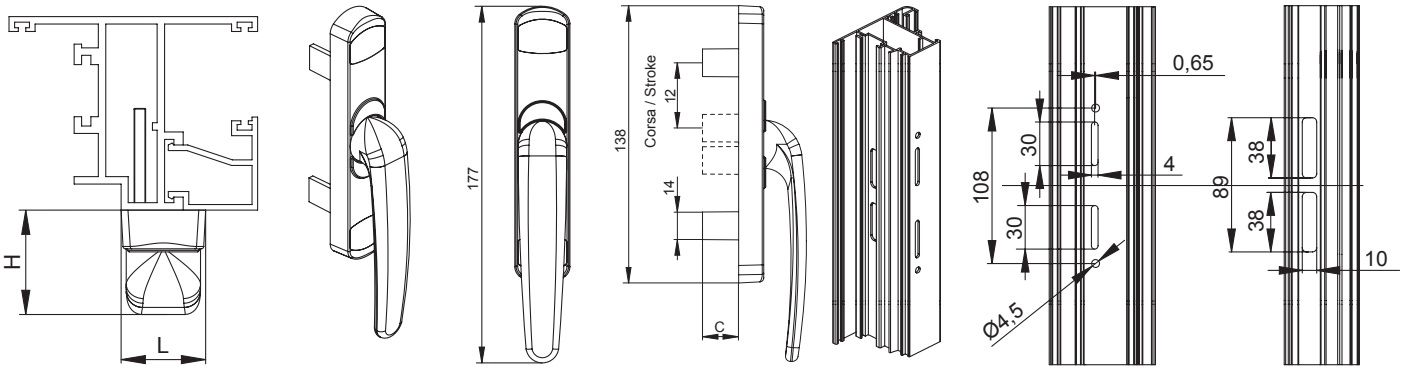

ABBINABILE | *COMPATIBILE*
Art.
6415X
642XE.XX

DESCRIZIONE *DESCRIPTION*	ART.	L	H	C	CORSA *STROKE*
"COMFORT OUT" Cremonese per apertura esterna *"COMFORT OUT" Cremone for outward opening*	6022	27.3	33.7	18	12

COMFORT PLUS
CREMONESE APERTURA ESTERNA

BREVETTATO PATENTED

Cremonese apertura esterna | External opening cremone bolt | Cremone ouverture exterieure | Cremona apertura externa



Manico in alluminio pressofuso; cassa, copricassa, rotore, cremagliere e cursori in zama; guida e boccola in delrin; viti in acciaio inox

Die-cast aluminum handle; zamak case, cover-case, rotor, racks and sliders; derlin guide and bush; stainless steel screws

Poignée en aluminium moulé; caisse, couvre-caisse, rotor, crémaillères et curseurs en zamak; bague et boucle en delrin ; vis en acier inox

Mango el aluminio de fundición; caja, cobertura caja, rotor, palas y cursores en zamac; guía y casquillo en derlin; tornillos en acero inoxidable

ART.	6028 | 6028.1 |				6029 | 6029.1			
Imballo | Package | Conditionnement | Embalaje	* 20 Pz				5 Pz			
Finiture disponibili | Available finishes Finitions disponibles | Acabados disponibles	1	2	3	4	1	2	3	4

ABBINABILE / *COMPATIBILE*	
Art.	**DESCRIZIONE** / *DESCRIPTION*
6415.X	Macchinetta per infissi ad apertura esterna *Mechanism for external opening*
642XE.XX	Perni di collegamento *Connection pins*

* Le confezioni delle cremonesi e delle martelline sono da 20 pezzi, ad esclusione delle versioni in finiture speciali e vintage "OLD" che sono da 5 pezzi.
* Cremone bolts and handles come in packages of 20, except for versions in special and "OLD" vintage finishes that are in packages of 5.

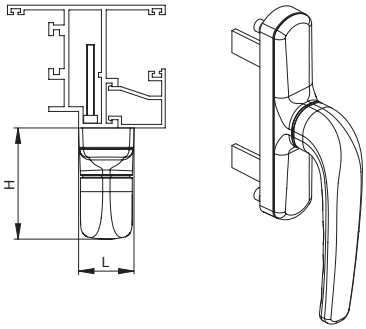

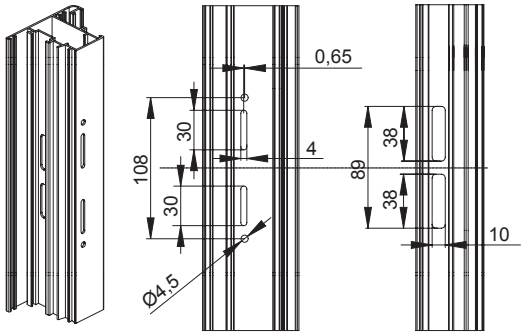

Art. 6028 | 6828.1

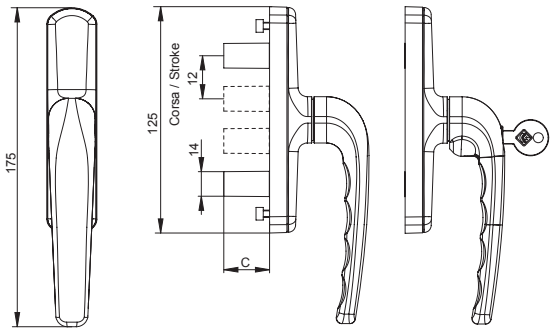

Art. 6029 | 6829.1

DESCRIZIONE *DESCRIPTION*	ART.	ART. CON CILINDRO *ART. WITH KEY*	L	H	C	CORSA *STROKE*
"COMFORT PLUS" Cremonese per apertura esterna - fissaggio mediante macchinetta *"COMFORT PLUS" cremone for outward opening - fixing with mechanism*	6028	6029	27.5	55	17.5	12
"COMFORT PLUS" Cremonese per apertura esterna - fissaggio mediante macchinetta *"COMFORT PLUS" Cremone for outward opening - fixing with mechanism*	6028.1	6029.1	27.5	55	25	12

ART.	6028.2				6029.2			
Imballo | Package | Conditionnement | Embalaje	* 20 Pz				5 Pz			
Finiture disponibili | Available finishes Finitions disponibles | Acabados disponibles	1	2	3	4	1	2	3	4

ABBINABILE / *COMPATIBILE*	
Art.	DESCRIZIONE / *DESCRIPTION*
642XE.XX	Perni di collegamento *Connection pins*

* Le confezioni delle cremonesi e delle martelline sono da 20 pezzi, ad esclusione delle versioni in finiture speciali e vintage "OLD" che sono da 5 pezzi.
* Cremone bolts and handles come in packages of 20, except for versions in special and "OLD" vintage finishes that are in packages of 5.

Art. 6028.2 Art. 6029.2

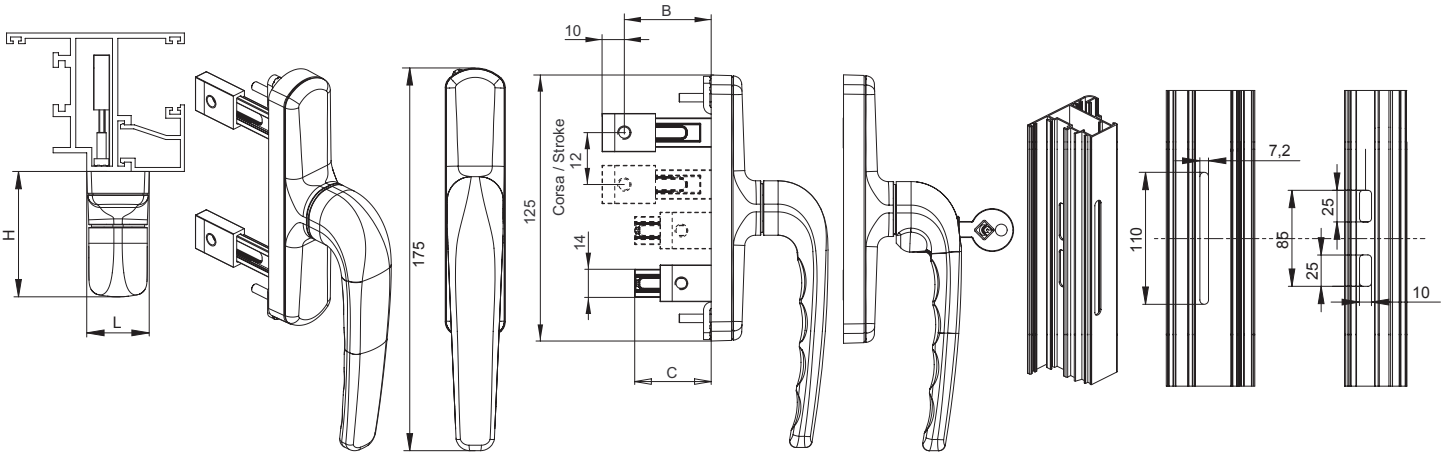

DESCRIZIONE *DESCRIPTION*	ART.	L	H	B - min	B - max	C	CORSA *STROKE*
"COMFORT PLUS" Cremonese per apertura esterna - pinne regolabili *"COMFORT PLUS" cremone for outward opening - adjustable*	6028.2	27.5	55	14	37	36	12
"COMFORT PLUS" Cremonese con cilindro per apertura esterna - pinne regolabili *"COMFORT PLUS" cremone with key for outward opening - adjustable*	6029.2	27.5	55	14	37		12

ART.	6028.3 | 6028.5				6029.3 | 6029.5			
Imballo | Package | Conditionnement | Embalaje	* 20 Pz				5 Pz			
Finiture disponibili | Available finishes Finitions disponibles | Acabados disponibles	1	2	3	4	1	2	3	4

ABBINABILE / *COMPATIBILE*	
Art.	DESCRIZIONE / *DESCRIPTION*
642XE.XX	Perni di collegamento *Connection pins*

* Le confezioni delle cremonesi e delle martelline sono da 20 pezzi, ad esclusione delle versioni in finiture speciali e vintage "OLD" che sono da 5 pezzi.
* Cremone bolts and handles come in packages of 20, except for versions in special and "OLD" vintage finishes that are in packages of 5.

Art. 6028.3 Art. 6029.3
Art. 6028.5 Art. 6029.5

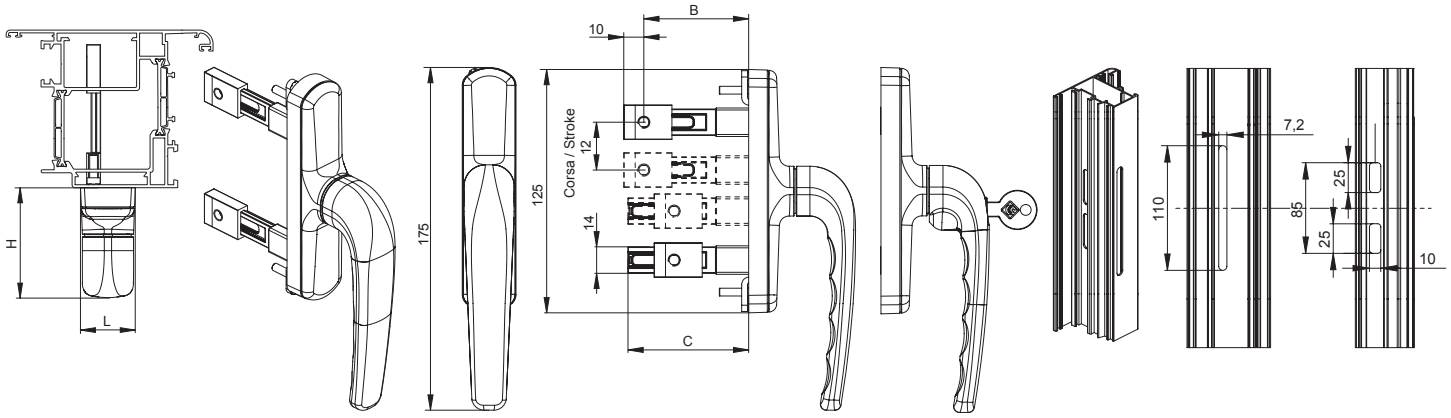

DESCRIZIONE *DESCRIPTION*	ART.	L	H	B - min	B - max	C	CORSA *STROKE*
"COMFORT PLUS" Cremonese per apertura esterna - pinne regolabili *"COMFORT PLUS" cremone for outward opening - adjustable*	6028.3	27.5	55	37	60	60	12
	6028.5	27.5	55	30	52	52	12
"COMFORT PLUS" Cremonese con cilindro per apertura esterna - pinne regolabili *"COMFORT PLUS" cremone with key for outward opening - adjustable*	6029.3	27.5	55	37	60	60	12
	6029.5	27.5	55	30	52	52	12

COMFORT OUT +

CREMONESE PER APERTURA ESTERNA

2.5 3

Cremonese per apertura esterna | External opening cremone bolt
Cremone pour ouverture exterieure | Cremona para apertura externa



Cassa e manico in alluminio pressofuso; cremagliere e pignone in zama, guida interna e boccola manico in delrin, grani e viti in acciaio inox..

Die-cast aluminum case and handle; zamak rack and pinion, Delrin internal guide and handle bushing, stainless steel screws and setscrews.

Caisse et manche en aluminium moulé sous pression; crémaillères et pignon en zamak; guide intérieure et bague du manche en delrin, grains et vis en acier inox.

Caja y mango de aluminio fundido a presión; cremalleras y piñón de zamac, guía interna y casquillo mango de delrin, prisioneros y tornillos de acero inox.

ART.	6040			
Imballo | Package | Conditionnement | Embalaje	20 | 5 Pz			
Finiture disponibili | Available finishes Finitions disponibles | Acabados disponibles	1	2	3	4

* Le confezioni delle cremonesi e delle martelline sono da 20 pezzi, ad esclusione delle versioni in finiture speciali e vintage "OLD" che sono da 5 pezzi.
* Cremone bolts and handles come in packages of 20, except for versions in special and "OLD" vintage finishes that are in packages of 5.

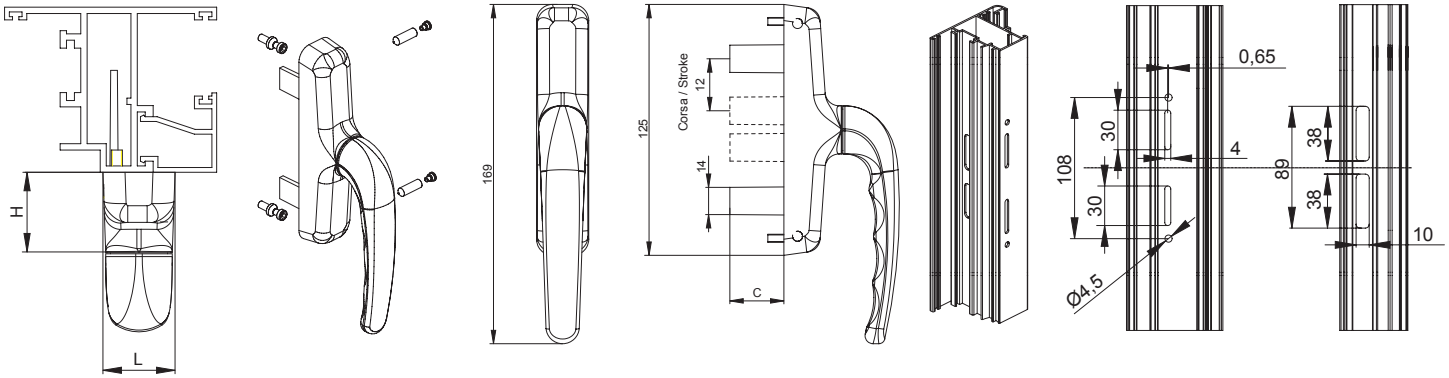

ABBINABILE / *COMPATIBILE*	
Art.	DESCRIZIONE / *DESCRIPTION*
6415.X	Macchinetta per infissi ad apertura esterna *Mechanism for external opening*
642XE.XX	Perni di collegamento *Connection pins*

DESCRIZIONE *DESCRIPTION*	ART.	L	H	C	CORSA *STROKE*
"COMFORT OUT +" Cremonese per apertura esterna *"COMFORT OUT +" Cremone for outward opening*	6040	26	57.5	17,9	12

ALTRE MANIGLIE
OTHER HANDLES
POIGNEES DIVERS
VARIOS MANILLAS

SPIN
POMOLO

Pomolo | Knob
Poignee | Pomo



Manico in alluminio pressofuso; cassa, copricassa e rotore in zama; molla in acciaio zincato; boccole anti frizionamento in delrin. Perno e viti in acciaio.

Die-cast aluminum handle; zamak body, case and rotor; galvanized steel spring; Delrin low-friction bushing.

Béquille en aluminium moulé sous pression; caisse, couvre-caisse et rotor en zamak; ressort en acier zingué; bagues anti-friction en delrin.

Mango de aluminio fundido a presión; caja, cobertura de caja y rotor de zamac; muelle de acero galvanizado; casquillos antifricción de delrin.

ART.	3064.1 | 3064.2 | 3064.5 | 3064.6 |			
Imballo | Package | Conditionnement | Embalaje	* 15 | 5 CP			
Finiture disponibili | Available finishes Finitions disponibles | Acabados disponibles	1	2	3	4

* Le confezioni delle cremonesi e delle martelline sono da 20 pezzi, ad esclusione delle versioni in finiture speciali e vintage "OLD" che sono da 5 pezzi.
* Cremone bolts and handles come in packages of 20, except for versions in special and "OLD" vintage finishes that are in packages of 5.

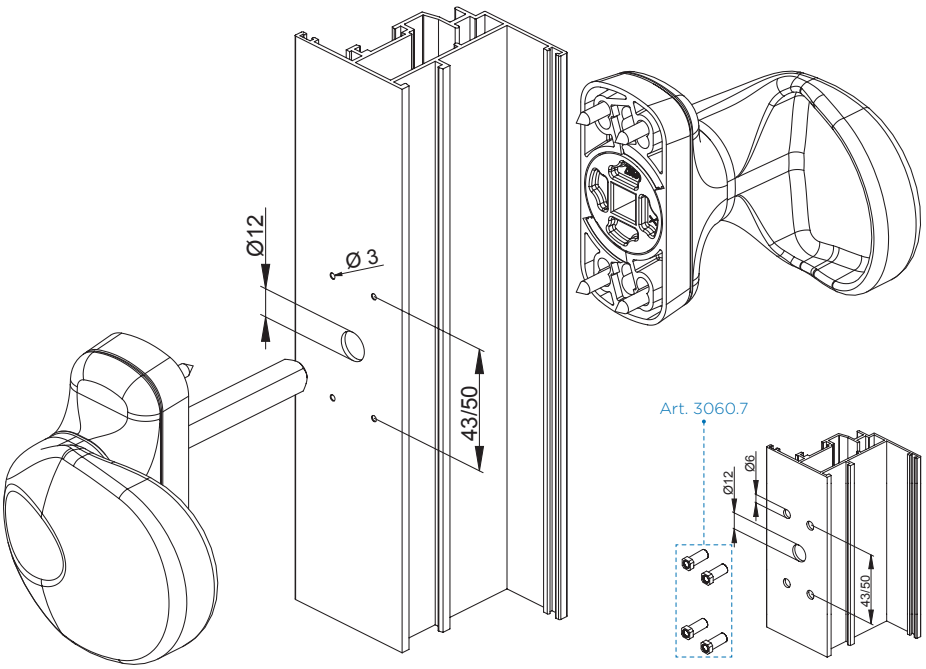

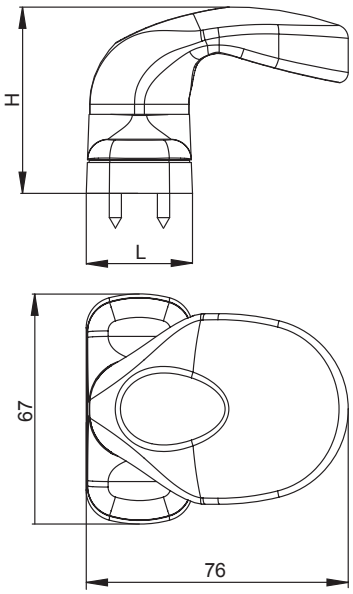

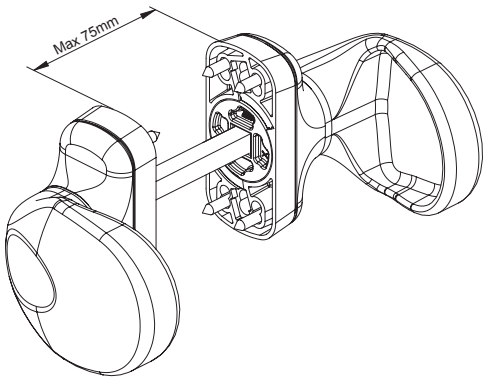

DESCRIZIONE *DESCRIPTION*	ART.	L	H
"SPIN" Doppio pomolo mobile *"SPIN" Double mobile knob*	3064.1	31	54.5
"SPIN" Doppio pomolo fisso *"SPIN" Double fixed knob*	3064.2	31	54.5
"SPIN" Doppio pomolo fisso + mobile *"SPIN" Double fixed knob + mobile*	3064.5	31	54.5
"SPIN"Pomolo fisso con maniglia Comfort *"SPIN" Fixed knob with Comfort handle*	3064.6	31	54.5

DOPPIA MANIGLIA IN ACCIAIO INOX

Doppia maniglia in acciaio inox | Double handle in stainless steel
Bequille double en acier inox | Manilla doble de acero inox



Manico, rosetta e copricilindro in acciaio inox satinato; cassa maniglia e viti di fissaggio in acciaio zincato.

Handle, washer and cylinder casing in stain-finish stainless steel; body of handle and mounting screws in galvanized steel.

Poignée, rondelle et cache-cylindre en acier inox satiné; caisse béquille et vis de fixation en acier zingué.

Mango, arandela y cobertura cilindro de acero inox satinado; caja manilla y tornillos de fijación de acero galvanizado.

ART.	3062.10 3062.11			
Imballo | Package | Conditionnement | Embalaje	1 Cp			
Finiture disponibili | Available finishes Finitions disponibles | Acabados disponibles	1	2	3	4

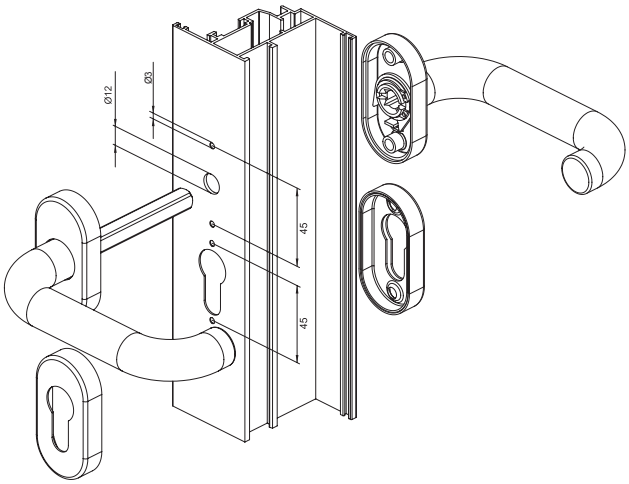

Art. 3062.10

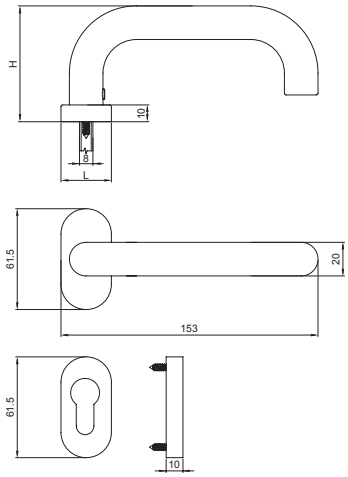

Art. 3062.11

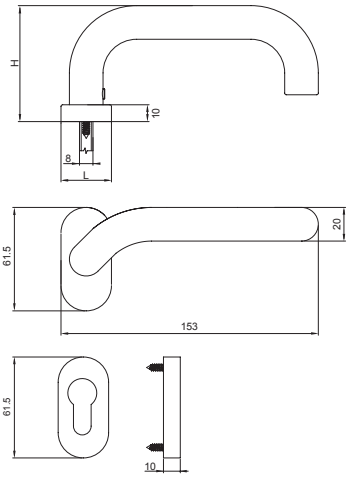

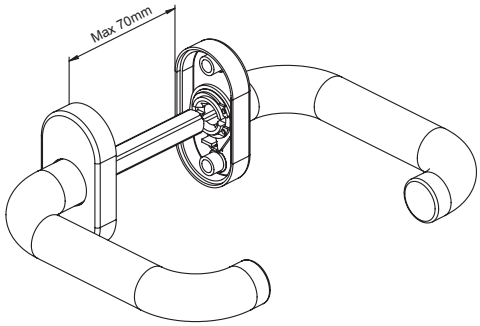

DESCRIZIONE *DESCRIPTION*	ART.	L	H
Doppia maniglia in acciaio Inox manico dritto *Stainless steel double handle with straight handle*	3062.10	32	67
Doppia maniglia in acciaio Inox manico sagomato *Stainless steel double handle with shaped handle*	3062.11	32	67

DOPPIA MANIGLIA IN NYLON

Doppia maniglia in nylon | Double handle in nylon
Bequille double en nylon | Manilla doble de nylon



Manico, cassa e copricassa in nylon; molla, quadro e viti in acciaio zincato. Perno e viti in acciaio.

Handle, body and case in nylon; galvanized steel spring, end and screws.

Béquille, caisse et couvre-caisse en nylon; ressort, cadre et vis en acier zingué.

Mango, caja y cubierta caja de nylon; muelle, cuadradillo y tornillos de acero galvanizado.

ART.	3134			
Imballo | Package | Conditionnement | Embalaje	15 CP			
Finiture disponibili | Available finishes Finitions disponibles | Acabados disponibles	1	2	3	4

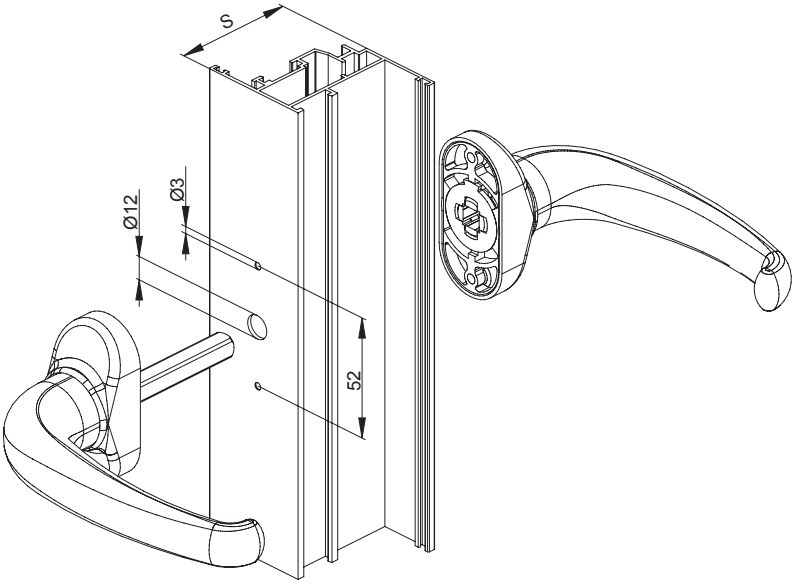

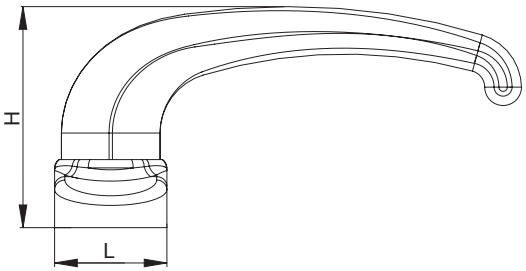

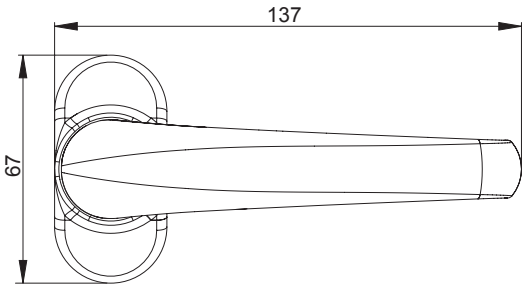

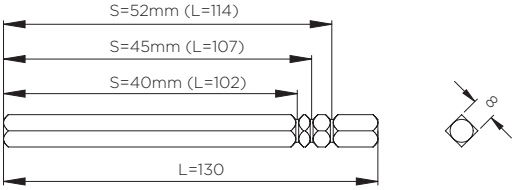

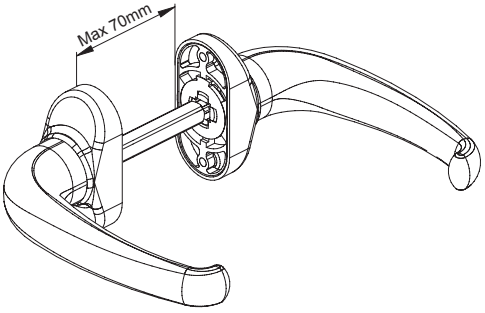

DESCRIZIONE *DESCRIPTION*	ART.	L	H
Doppia maniglia in nylon *Nylon double handle*	3134	33	65

21 MM

CREMONESE RIBASSATA PER APERTURA ESTERNA

Cremonese ribassata per apertura esterna | Reduced cremone-bolt for external opening | Crémone baissée pour ouverture extérieure. | Cremona rebajada para apertura externa



Cassa, manico, cursori, cremagliere e pignone in zama; tappo e copricassa in nylon; viti di fissaggio in acciaio inox; rivetti M4 in alluminio.

Zamak case, handle, sliders, racks and pinion; nylon plugs and cover-case; stainless steel fixing screws: M4 aluminium rivets.

Caisse, manche, curseurs, crémaillères et pignon en zamak; bouchon et couvre-caisse en nylon; vis de fixation en acier inox; rivets M4 en aluminium.

Caja, mango, cursores, cremalleras y piñón en zamac; tapón y cobertura caja en nylon; tornillos de fijación en acero inoxidable: remaches M4 en aluminio.

ART.	6027.10			
Imballo | Package | Conditionnement | Embalaje	20 | 5 Pz			
Finiture disponibili | Available finishes Finitions disponibles | Acabados disponibles	1	2	3	4

* Le confezioni delle cremonesi e delle martelline sono da 20 pezzi, ad esclusione delle versioni in finiture speciali e vintage "OLD" che sono da 5 pezzi.
* Cremone bolts and handles come in packages of 20, except for versions in special and "OLD" vintage finishes that are in packages of 5.

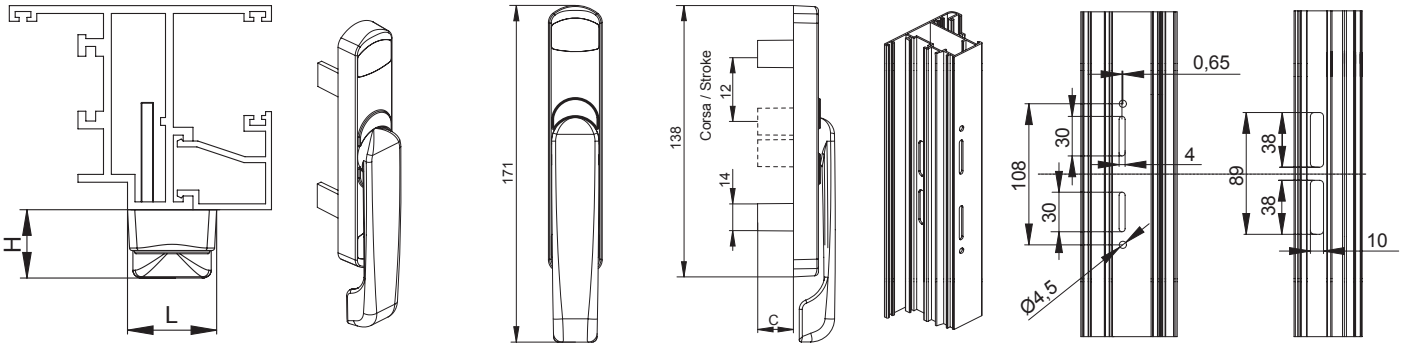

ABBINABILE / *COMPATIBILE*	
Art.	**DESCRIZIONE** / *DESCRIPTION*
6415.X	Macchinetta per infissi ad apertura esterna *Mechanism for external opening*
642XE.XX	Perni di collegamento *Connection pins*

DESCRIZIONE *DESCRIPTION*	ART.	L	H	C	CORSA *STROKE*
"21 MM" Cremonese ribassata per apertura esterna - fissaggio mediante macchinetta *"21 MM" Reduced cremone for outward opening - fixing with mechanism*	6027.10	27.3	21	18	12

ART.	6027.5 | 6027.15 6027.7 | 6027.17 6027.6			
Imballo | Package | Conditionnement | Embalaje	20 | 5 Pz			
Finiture disponibili | Available finishes Finitions disponibles | Acabados disponibles	1	2	3	4

* Le confezioni delle cremonesi e delle martelline sono da 20 pezzi, ad esclusione delle versioni in finiture speciali e vintage "OLD" che sono da 5 pezzi.
* Cremone bolts and handles come in packages of 20, except for versions in special and "OLD" vintage finishes that are in packages of 5.

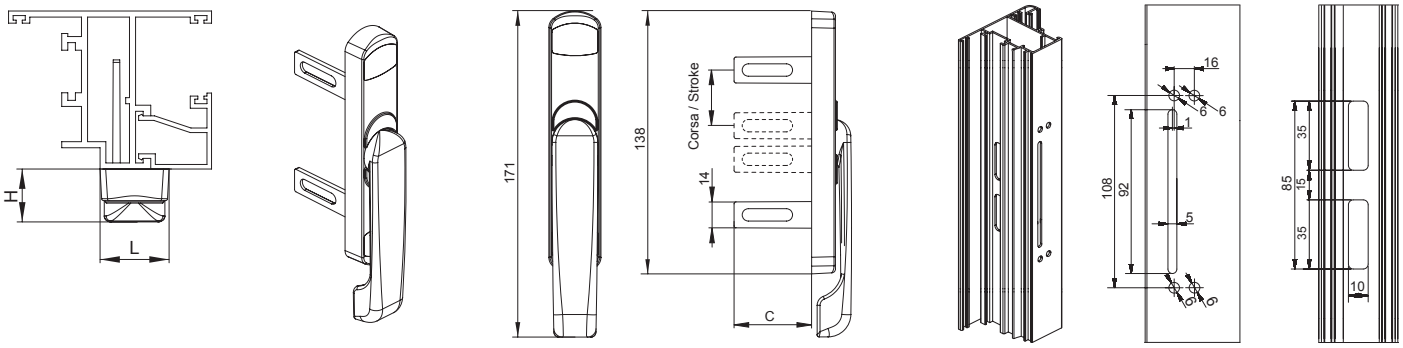

ABBINABILE / *COMPATIBILE*	
Art.	**DESCRIZIONE /** *DESCRIPTION*
6427.X	Kit di fissaggio laterale *Side fixing kit*

DESCRIZIONE *DESCRIPTION*	ART.	L	H	C	CORSA *STROKE*
"21 MM" Cremonese ribassata per apertura esterna - fissaggio laterale *"21 MM" Reduced cremone for outward opening - side fixing*	6027.5	27.3	21	42	24
"21 MM" Cremonese ribassata per apertura esterna - fissaggio laterale *"21 MM" Reduced cremone for outward opening - side fixing*	6027.15	27.3	21	42	12
"21 MM" Cremonese ribassata per apertura esterna - fissaggio laterale *"21 MM" Reduced cremone for outward opening - side fixing*	6027.7	27.3	21	37	24
"21 MM" Cremonese ribassata per apertura esterna - fissaggio laterale *"21 MM" Reduced cremone for outward opening - side fixing*	6027.17	27.3	21	37	12

Art. 6027.6

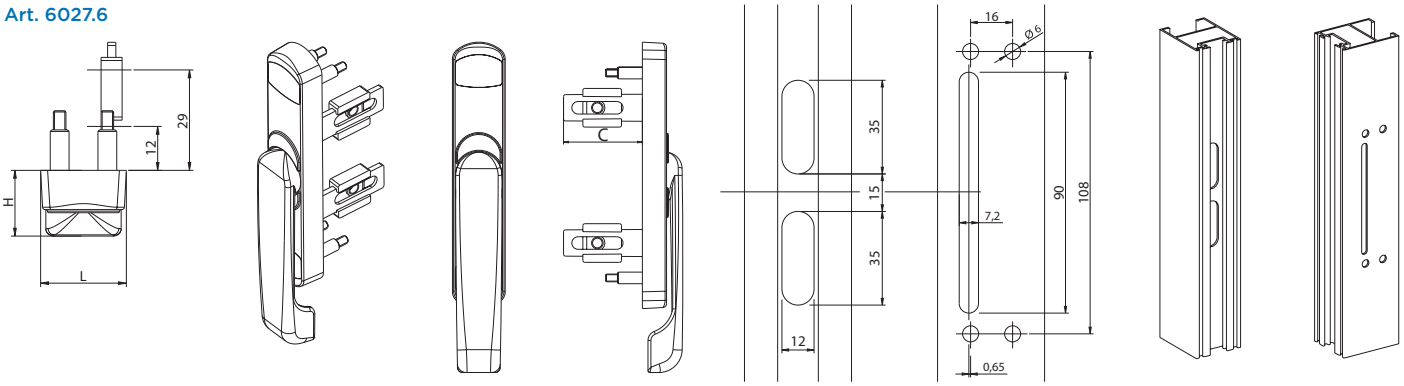

OLD STYLE

SISTEMA DI CHIUSURA UNIVERSALE CON ASTE A FISSAGGIO FRONTALE

Sistema di chiusura universale con aste a fissaggio frontale | Universal closing system with front-mounted rod | Systeme de fermeture universel avec tringles a fixation frontale | Sistema de cierre universal con pletinas de fijación frontal



Cassa cremonese in zama, manico cremonese in alluminio pressofuso, asta di chiusura in alluminio estruso, puntale in acciaio inox.

Cremone bolt case in zamak, die-cast aluminum handle, extruded aluminum closing rod, stainless steel push rod.

Caisse crémone en zamak, poignée crémone en aluminium moulé sous pression, tringle de fermeture en aluminium extrudé, gâche terminale en acier inox.

Caja cremona de zamac, mango de cremona de aluminio fundido a presión, pletina de cierre de aluminio extruido; puntal de acero inox.

ART.	6050 | 6051				6454.2 | 6454.4				6054.6			
Imballo | Package | Conditionnement | Embalaje	10 PZ				5 PZ				5 PZ			
Finiture disponibili | Available finishes Finitions disponibles | Acabados disponibles	1	**2**	3	**4**	1	**2**	3	**4**	1	2	3	**4**

ART.	6056.1 | 6056.2 6058 | 4234				6057				6057.10			
Imballo | Package | Conditionnement | Embalaje	50PZ				10 PZ				10 PZ			
Finiture disponibili | Available finishes Finitions disponibles | Acabados disponibles	**1**	2	3	4	**1**	2	3	4	1	2	3	**4**

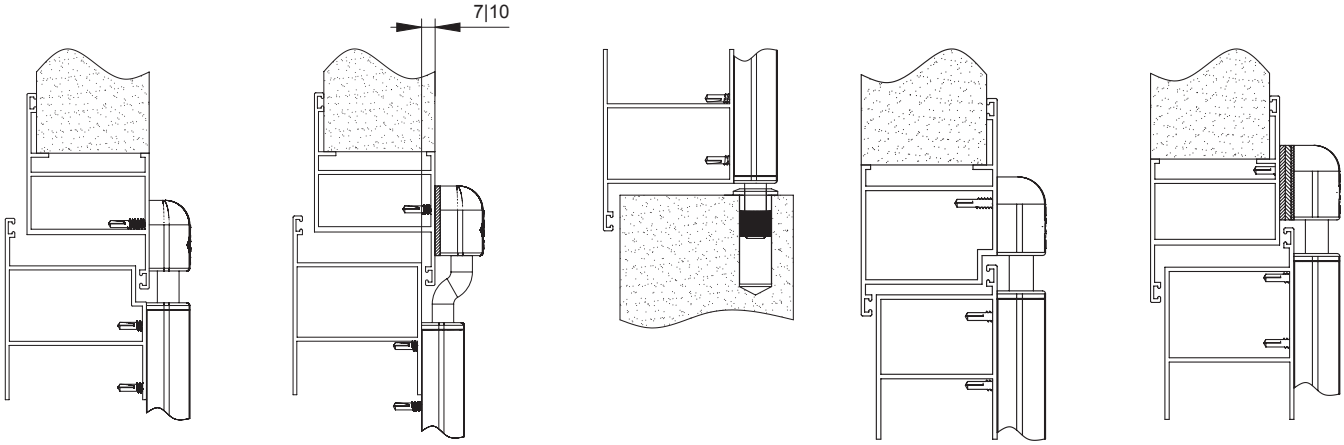

Apertura esterna complanare
External aligned opening

Apertura esterna con sormonto
External overlapped opening

Apertura esterna a muro
External wall opening

Apertura interna complanare
Internal aligned opening

Apertura interna con sormonto
Internal overlapped opening

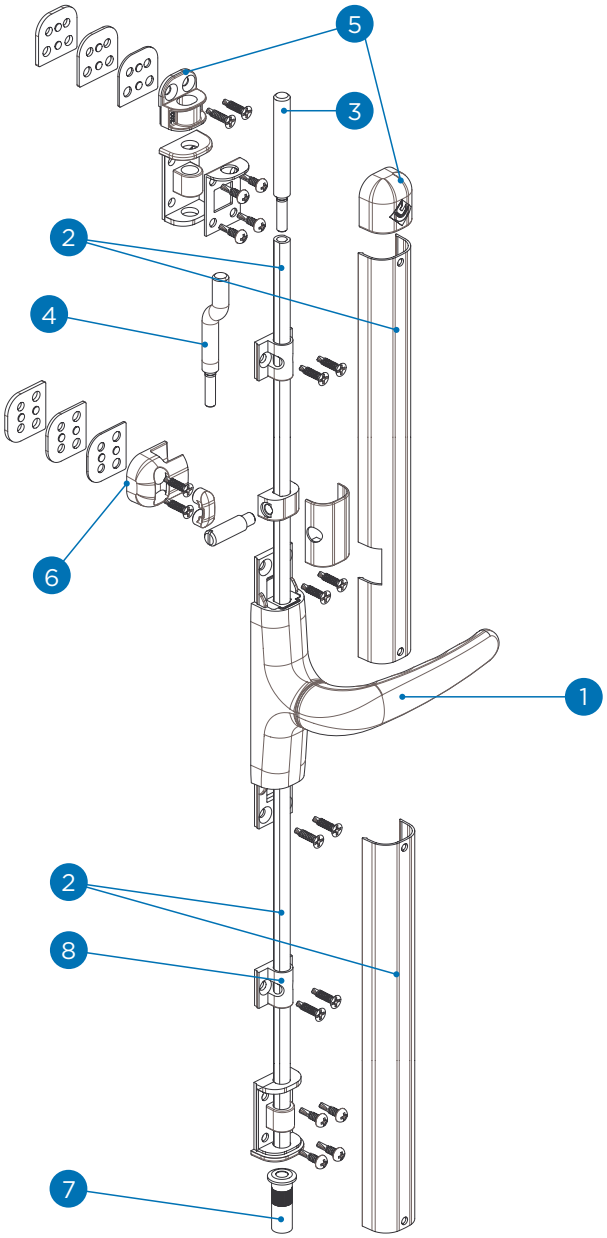

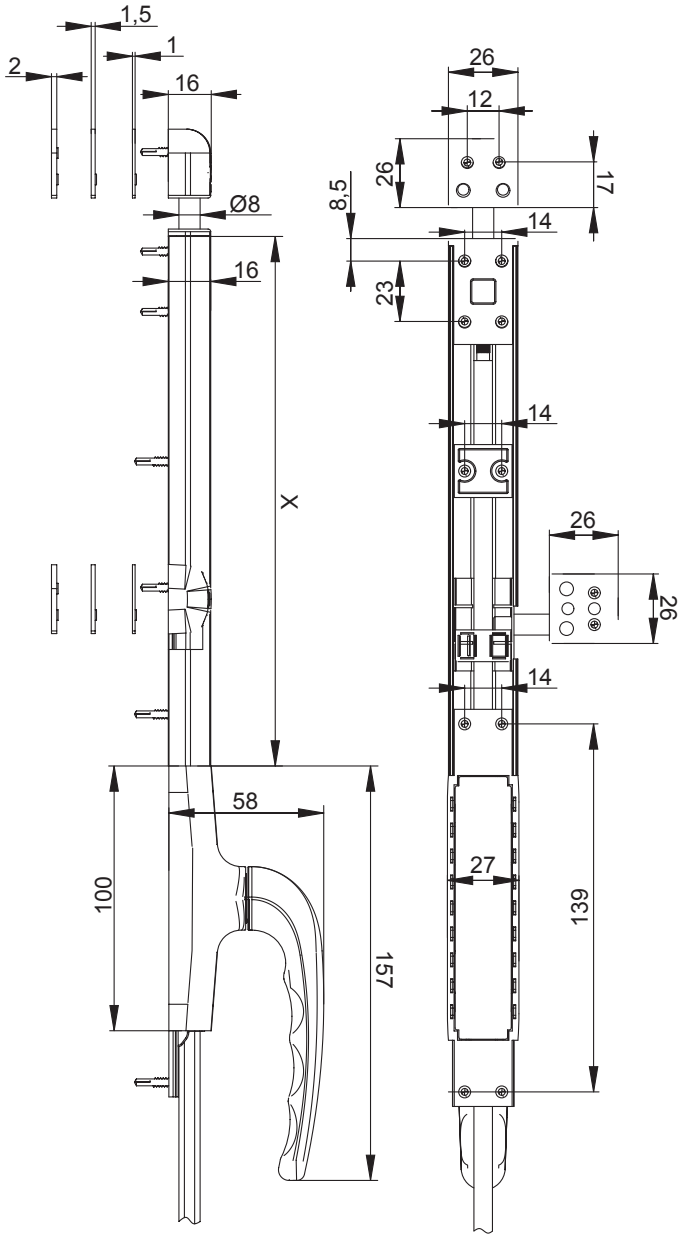

	DESCRIZIONE *DESCRIPTION*	ART.
1	Kit cremonese *Cremone bolt kit*	6050
1	Kit cremonese con cilindro *Cremone bolt kit with key*	6051
2	Kit asta di collegamento e profilo copertura L= 1200mm *Kit of connection Rod and profile cover L= 1200mm*	6054.2
2	Kit asta di collegamento e profilo copertura L= 1500mm *Kit of connection Rod and profile cover L= 1500mm*	6054.4
2	Kit asta di collegamento e profilo copertura L= 2000mm *Kit of connection Rod and profile cover L= 2000mm*	6054.6
3	Puntale dritto *Straight bolt*	6056.1

	DESCRIZIONE *DESCRIPTION*	ART.
4	Puntale decentrato 7mm *Off-centered bolt 7mm*	6056.2
5	Kit riscontro finale *Tip counterplate kit*	6057
6	Kit terza chiusura (per apertura interna) *Third closing kit (for internal opening)*	6057.10
7	Incontro a pozzetto *Pocket junction*	4234
8	Passante intermedio *Middle connection*	6058

SEMPLICE

MANIGLIA A TAVELLINO CON COPRICASSA A ROTAZIONE

Maniglia a tavellino con copricassa a rotazione | Lever handle with rotating case cover | Poignee a olives avec couvre-caisse a rotation | Manilla de presión con cobertura caja a rotación



Manico, cassa e copertura riscontro in zama; nasello in zama zincata; base riscontro e spessori in nylon; viti in acciaio zincato.

Handle, case and plate cover in zamak; galvanized zamak nib; nylon base plate and thickness; galvanized steel screws.

Manche, caisse et couverture gâche en zamak; pêne en zamak zingué; base gâche et cales en nylon; vis en acier zingué.

Mango, caja y cobertura cerradero de zamac; gancho de zamac galvanizado; base cerradero y espesores de nylon; tornillos de acero galvanizado.

ART.	3032 | 3042			
Imballo | Package | Conditionnement | Embalaje	20 Pz			
Finiture disponibili | Available finishes Finitions disponibles | Acabados disponibles	1	2	3	4

Art. 3032

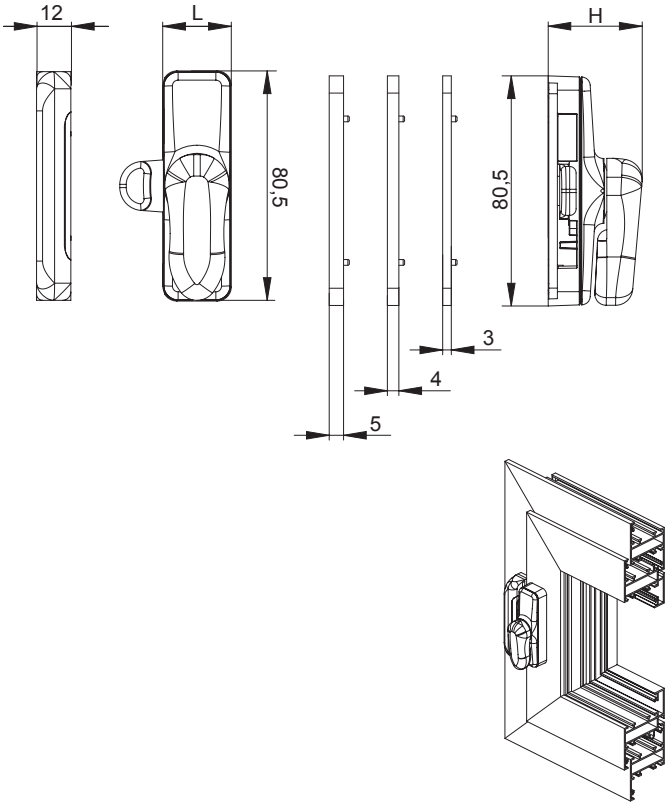

Art. 3042

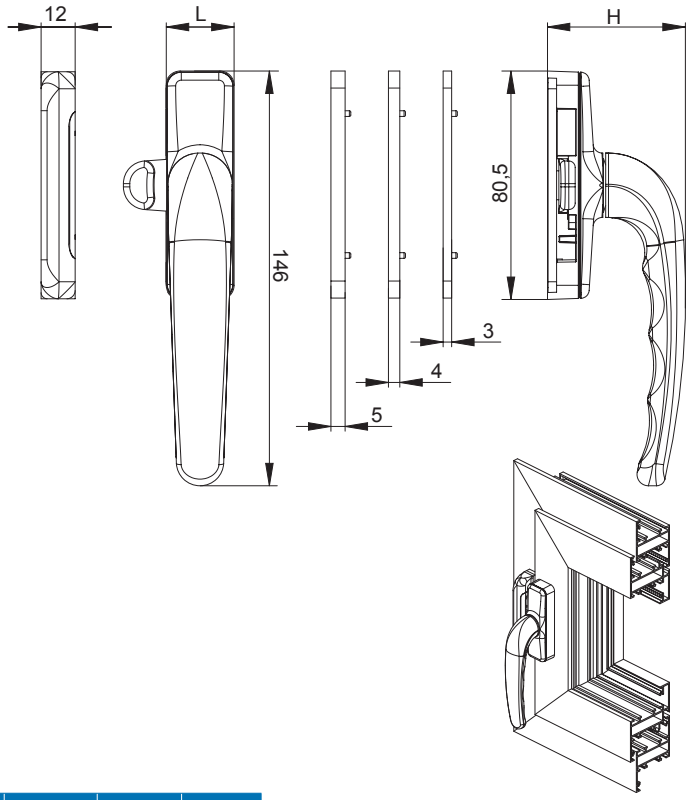

DESCRIZIONE *DESCRIPTION*	ART.	L	H
Con impugnatura ridotta *With reduced grip*	3032	24	33
Con impugnatura normale *With standard grip*	3042	24	48.7

CLICK

MANIGLIA A TAVELLINO CON CILINDRO

Maniglia a tavellino con cilindro | Lever handle with key
Poignee a olive avec clé | Manilla de presión con llave



Manico e cassa in alluminio pressofuso; comertura riscontro in zama; nasello in zama zincata bianca; base riscontro e spessori in nylon; viti in acciaio zincato.

Die-cast aluminum handle and case; zamak plate cover; white galvanized zamak nib; nylon base plate and thickness; galvanized steel screws.

Manche et caisse en aluminium moulé sous pression; couverture gâche en zamak; pêne en zamak zinguée blanc; base gâche et cales en nylon; vis en acier zingué.

Mango y caja de aluminio fundido a presión; cobertura cerradero de zamac; gancho de zamac galvanizado blanco; base cerradero y espesores de nylon; prisioneros de acero galvanizado.

ART.	3041.10			
Imballo | Package | Conditionnement | Embalaje	20 Pz			
Finiture disponibili | Available finishes Finitions disponibles | Acabados disponibles	1	2	3	4

Art. 3041.10

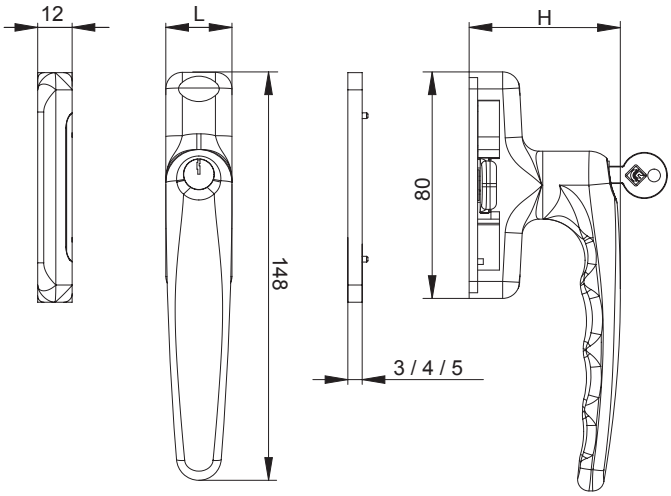

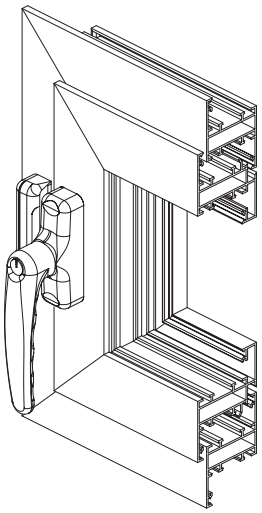

DESCRIZIONE *DESCRIPTION*	ART.	L	H
Con cilindro *With key*	3041.10	24	53.5

ACCESSORI PER MANIGLIE E CREMONESI
HANDLES AND CREMONE BOLT ACCESORIES
POIGNEES ET CREMONES ACCESOIRES
MANILLAS Y CREMONAS ACCESORIOS

BING

MOVIMENTAZIONE BIDIREZIONALE REGOLABILE

BREVETTATO PATENTED | 1D | Ø8

Movimentazione bidirezionale | Two-way movement | Mouvement bidirectionnel | Movimiento bidireccional



Realizzata in zama zincata; tassello di regolazione in nylon, entrata regolabile

Made of galvanized zamak; Nylon adjustment plug, adjustable entry

Réalisé en zamak zinguée; pièce de réglage en nylon, entrée réglable

Fabricado en zamac galvanizado; Taco de regulación en nylon, entrada ajustable

ART.	3626.1 | 3626.2			
Imballo | Package | Conditionnement | Embalaje	10 PZ			
Finiture disponibili | Available finishes Finitions disponibles | Acabados disponibles	1	2	3	4

DESCRIZIONE *DESCRIPTION*	ART.	ENTRATA MIN. *MIN BACKSET*	ENTRATA MAX *MAX BACKSET*	NODI *SECTION*
"BING" Movimentazione bidirezionale *"BING" Two-way movent*	3626.1	15	27	A01 A03 A05 A08
	3626.2	23	35	

Art. 3626.1

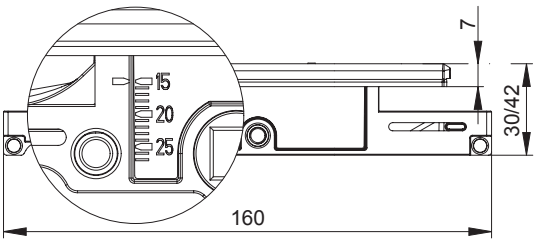

Art. 3626.2

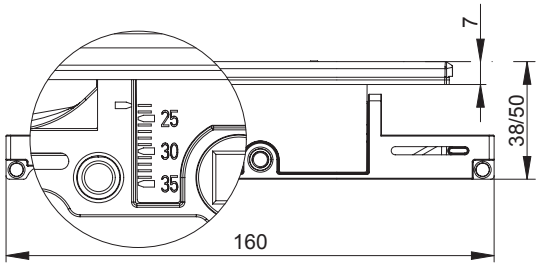

Art.	L	ENTRATA *BACKSET*
6420E.11	11 mm	15-20 mm
6420E.13	13 mm	16-22 mm
6420E16	16 mm	19-25 mm
6420E.18	18 mm	22-27 mm
6420E22	22 mm	25-31 mm
6420E.25	25 mm	28-34 mm
6420E.27	27 mm	30-36 mm
6420E.31	31 mm	34-40 mm

LAVORAZIONI | *MACHINING*

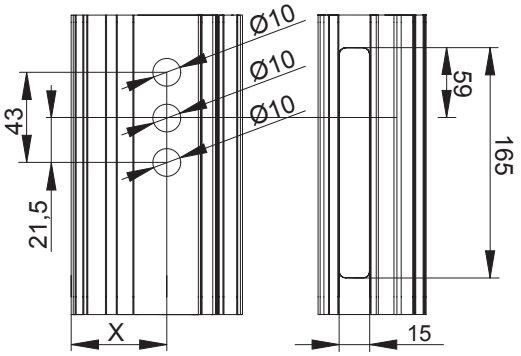

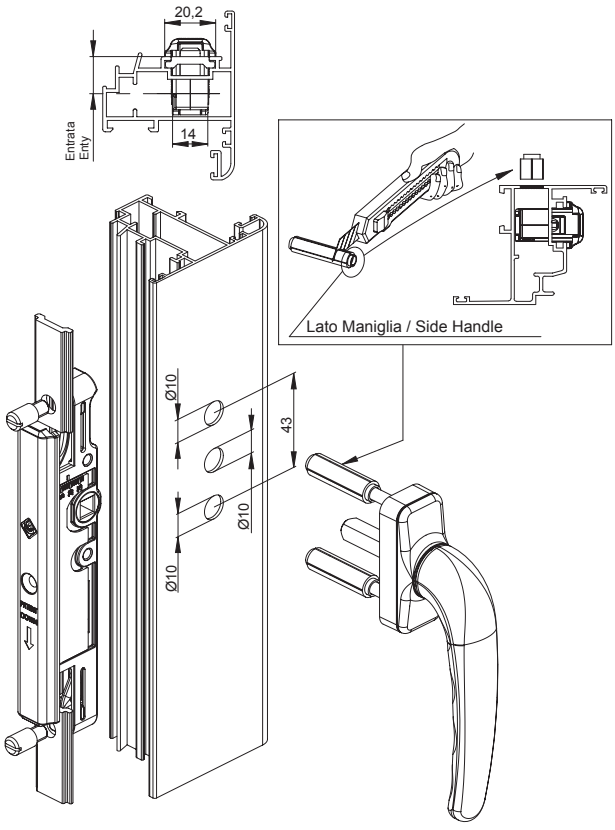

SHARK MINIMAL

MOVIMENTAZIONE MONODIREZIONALE - CE

BREVETTATO PATENTED

Ø8

Movimentazione monodirezionale | One-way movement | Mouvement monodirectionnel | Movimiento monodreccional



Realizzata in zama zincata.

Made of galvanized zamak.

Réalisé en zamak zinguée.

Fabricado en zamac galvanizado

ART.	TUTTI | ALL | TOUS | TODOS			
Imballo | Package | Conditionnement | Embalaje	10 Pz			
Finiture disponibili | Available finishes Finitions disponibles | Acabados disponibles	1	2	3	4

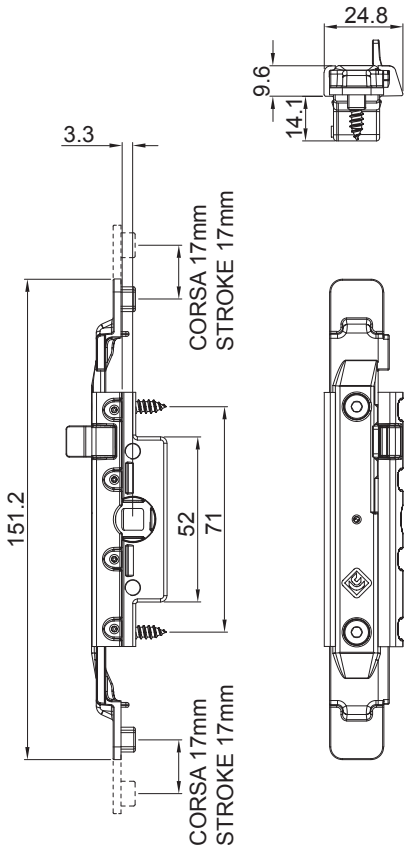

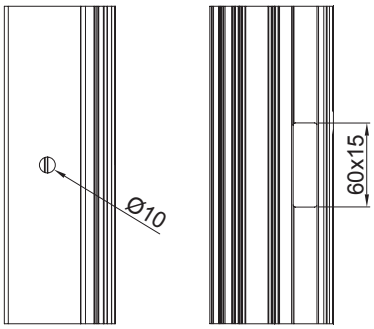

Entrata | *Entry*

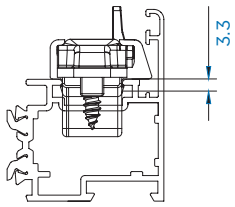

3630

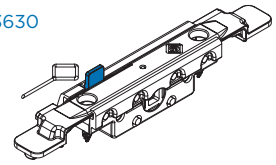

3630.10

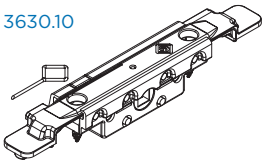

Utilizzabile solo in abbinamento alle martelline MINIMAL DESIGN
Art. 309X | 309X.1 | 309X.2 | 309X.3 | 309X.4
Only usable with MINIMAL DESIGN handles
Art. 309X | 309X.1 | 309X.2 | 309X.3 | 309X.4

DESCRIZIONE *DESCRIPTION*	ART.	NODO *SECTION*	
"SHARK MINIMAL" Movimentazione monodirezionale con anti falsa manovra - Entrata 3,3 mm *"SHARK MINIMAL" One-way movement with anti-false manoeuvre - Backset 3,3 mm*	3630	A01 - A03 - A05	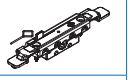
"SHARK MINIMAL" Movimentazione monodirezionale senza anti falsa manovra - Entrata 3,3 mm *"SHARK MINIMAL" One-way movement without anti-false manoeuvre - Backset 3,3 mm*	3630.10	A01 - A03 - A05	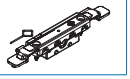

SHARK MINIMAL

MOVIMENTAZIONE MONODIREZIONALE - R40

BREVETTATO PATENTED

Ø8

Movimentazione monodirezionale | One-way movement |
Mouvement monodirectionnel | Movimiento monodreccional



Realizzata in zama zincata.

Made of galvanized zamak.

Réalisé en zamak zinguée.

Fabricado en zam galvanizado

ART.	TUTTI | ALL | TOUS | TODOS			
Imballo | Package | Conditionnement | Embalaje	10 Pz			
Finiture disponibili | Available finishes Finitions disponibles | Acabados disponibles	1	2	3	4

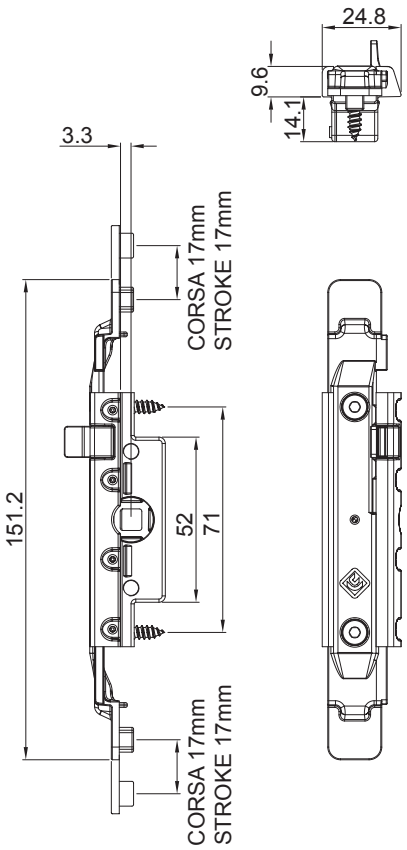

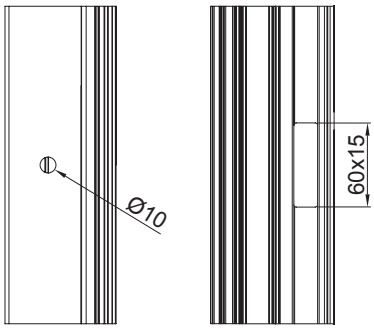

Entrata | *Entry*

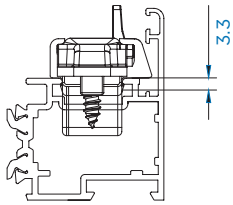

3631

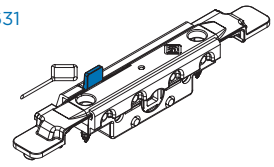

3631.10

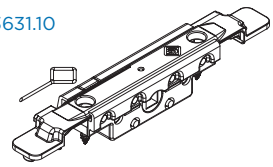

Utilizzabile solo in abbinamento alle martelline MINIMAL DESIGN
Art. 309X | 309X.1 | 309X.2 | 309X.3 | 309X.4
Only usable with MINIMAL DESIGN handles
Art. 309X | 309X.1 | 309X.2 | 309X.3 | 309X.4

DESCRIZIONE *DESCRIPTION*	ART.	NODO *SECTION*	
"SHARK MINIMAL" Movimentazione monodirezionale con anti falsa manovra - Entrata 3,3 mm *"SHARK MINIMAL" One-way movement with anti-false manoeuvre - Backset 3,3 mm*	3631	A08	
"SHARK MINIMAL" Movimentazione monodirezionale senza anti falsa manovra - Entrata 3,3 mm *"SHARK MINIMAL" One-way movement without anti-false manoeuvre - Backset 3,3 mm*	3631.10	A08	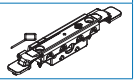

SHARK

MOVIMENTAZIONE MONODIREZIONALE - CE

Movimentazione monodirezionale | One-way movement | Mouvement monodirectionnel | Movimiento monodreccional



Realizzata in zama zincata.

Made of galvanized zamak.

Réalisé en zamak zinguée.

Fabricado en zamac galvanizado

ART.	TUTTI | ALL | TOUS | TODOS			
Imballo | Package | Conditionnement | Embalaje	10 Pz			
Finiture disponibili | Available finishes Finitions disponibles | Acabados disponibles	1	2	3	4

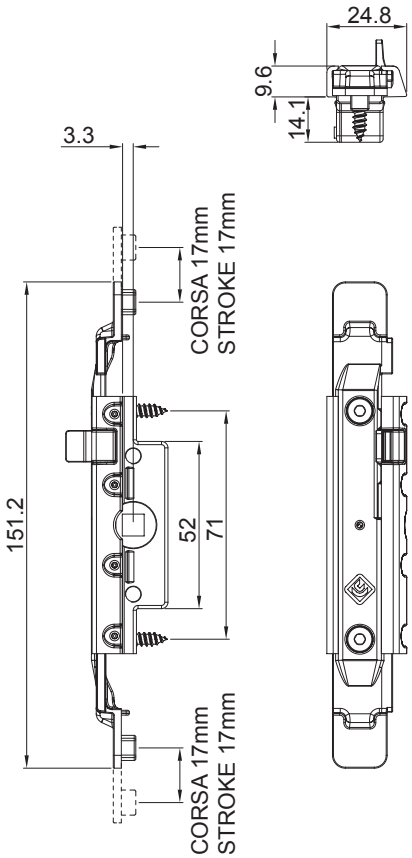

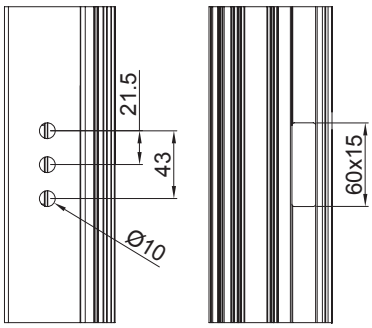

Entrata | *Entry*

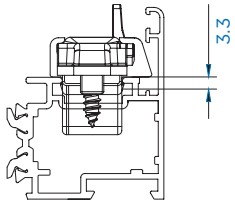

3630.20

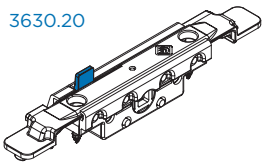

3630.30

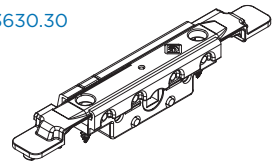

DESCRIZIONE *DESCRIPTION*	ART.	NODO *SECTION*	
"SHARK MINIMAL" Movimentazione monodirezionale con anti falsa manovra - Entrata 3,3 mm *"SHARK MINIMAL" One-way movement with anti-false manoeuvre - Backset 3,3 mm*	3630.20	A01 - A03 - A05	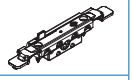
"SHARK MINIMAL" Movimentazione monodirezionale senza anti falsa manovra - Entrata 3,3 mm *"SHARK MINIMAL" One-way movement without anti-false manoeuvre - Backset 3,3 mm*	3630.30	A01 - A03 - A05	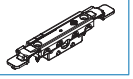

SHARK

MOVIMENTAZIONE MONODIREZIONALE - CE

Movimentazione monodirezionale | One-way movement | Mouvement monodirectionnel | Movimiento monodreccional



Realizzata in zama zincata.

Made of galvanized zamak.

Réalisé en zamak zinguée.

Fabricado en zamac galvanizado

ART.	TUTTI | ALL | TOUS | TODOS			
Imballo | Package | Conditionnement | Embalaje	10 Pz			
Finiture disponibili | Available finishes Finitions disponibles | Acabados disponibles	1	2	3	4

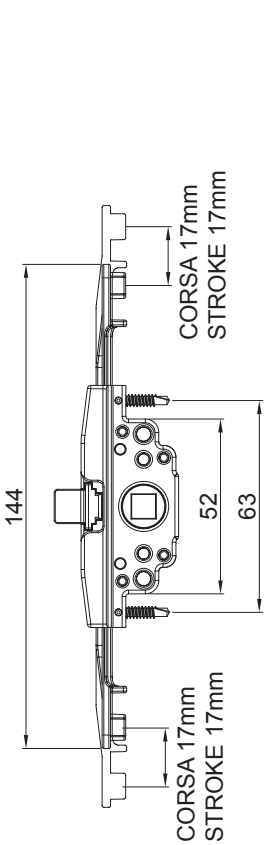

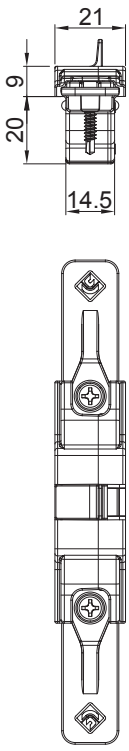

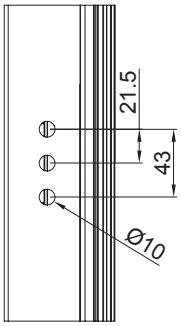



Entrata | *Entry*

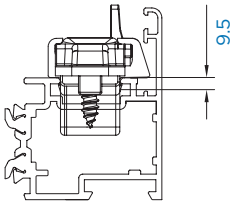

3627

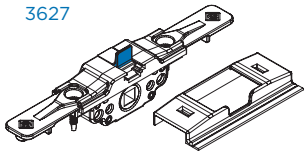

3627.10

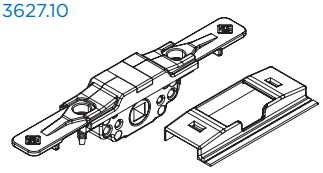

DESCRIZIONE *DESCRIPTION*	ART.	NODO *SECTION*	
SHARK" Movimentazione monodirezionale con anti falsa manovra - Entrata 9,5 mm *"SHARK" One-way movement with anti-false manoeuvre - Backset 9,5 mm*	3627	A01 - A03 - A05	
"SHARK" Movimentazione monodirezionale senza anti falsa manovra - Entrata 9,5 mm *"SHARK" One-way movement without anti-false manoeuvre - Backset 9,5 mm*	3627.10	A01 - A03 - A05	

SHARK

MOVIMENTAZIONE MONODIREZIONALE - CE

Movimentazione monodirezionale | One-way movement | Mouvement monodirectionnel | Movimiento monodreccional



Realizzata in zama zincata.

Made of galvanized zamak.

Réalisé en zamak zinguée.

Fabricado en zamac galvanizado

ART.	TUTTI | ALL | TOUS | TODOS			
Imballo | Package | Conditionnement | Embalaje	10 Pz			
Finiture disponibili | Available finishes Finitions disponibles | Acabados disponibles	1	2	3	4

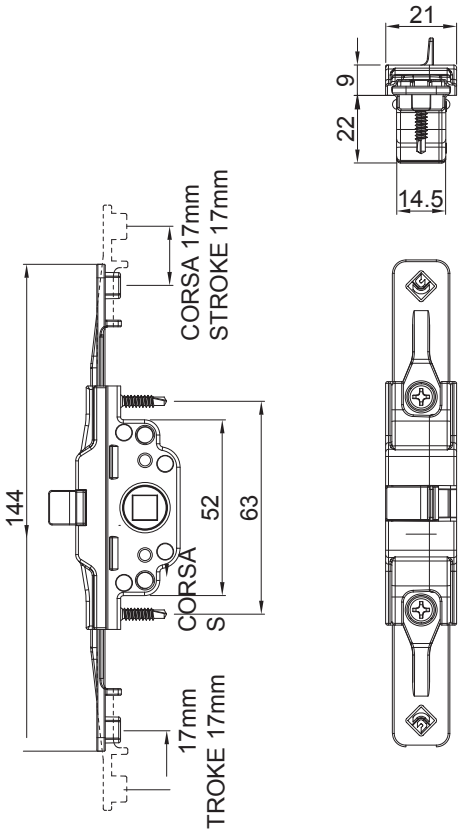

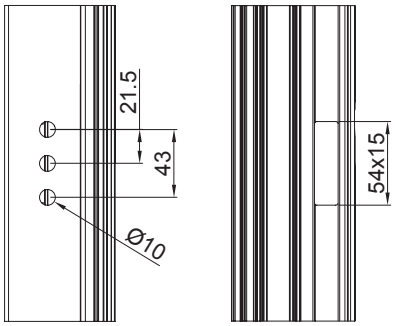

Entrata | *Entry*

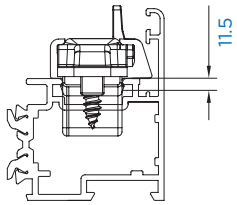

3627.2

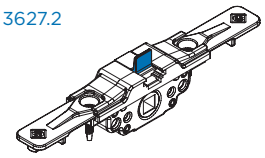

3627.12

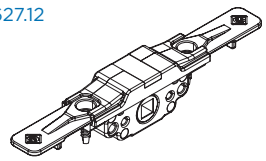

DESCRIZIONE *DESCRIPTION*	ART.	NODO *SECTION*	
SHARK" Movimentazione monodirezionale con anti falsa manovra - Entrata 11,5 mm *"SHARK" One-way movement with anti-false manoeuvre - Backset 11,5 mm*	3627.2	A01 - A03 - A05	
"SHARK" Movimentazione monodirezionale senza anti falsa manovra - Entrata 11,5 mm *"SHARK" One-way movement without anti-false manoeuvre - Backset 11,5 mm*	3627.12	A01 - A03 - A05	

SHARK

MOVIMENTAZIONE MONODIREZIONALE - R40

Movimentazione monodirezionale | One-way movement | Mouvement monodirectionnel | Movimiento monodreccional



Realizzata in zama zincata.

Made of galvanized zamak.

Réalisé en zamak zinguée.

Fabricado en zamac galvanizado

ART.	TUTTI | ALL | TOUS | TODOS			
Imballo | Package | Conditionnement | Embalaje	10 Pz			
Finiture disponibili | Available finishes Finitions disponibles | Acabados disponibles	1	2	3	4

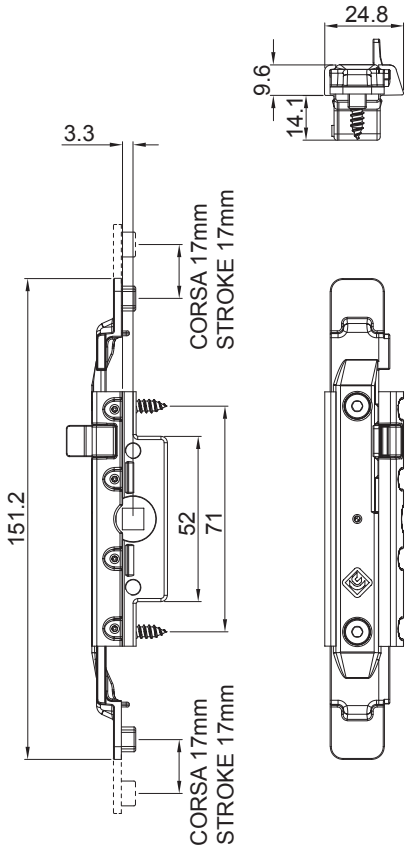

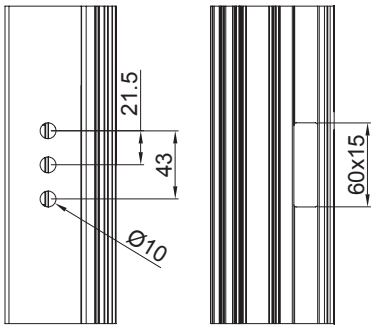

Entrata | *Entry*

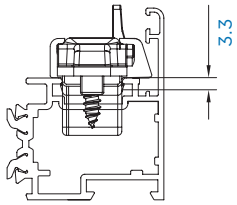

3631.20

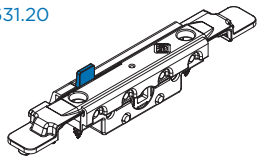

3631.30

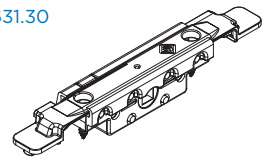

DESCRIZIONE *DESCRIPTION*	ART.	NODO *SECTION*	
"SHARK MINIMAL" Movimentazione monodirezionale con anti falsa manovra - Entrata 3,3 mm *"SHARK MINIMAL" One-way movement with anti-false manoeuvre - Backset 3,3 mm*	3631.20	A08	
"SHARK MINIMAL" Movimentazione monodirezionale senza anti falsa manovra - Entrata 3,3 mm *"SHARK MINIMAL" One-way movement without anti-false manoeuvre - Backset 3,3 mm*	3631.30	A08	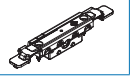

SHARK

MOVIMENTAZIONE MONODIREZIONALE - R40 - ALL.CO 5

Movimentazione monodirezionale | One-way movement | Mouvement monodirectionnel | Movimiento monodreccional



Realizzata in zama zincata.

Made of galvanized zamak.

Réalisé en zamak zinguée.

Fabricado en zamac galvanizado

ART.	TUTTI | ALL | TOUS | TODOS			
Imballo | Package | Conditionnement | Embalaje	10 Pz			
Finiture disponibili | Available finishes Finitions disponibles | Acabados disponibles	1	2	3	4

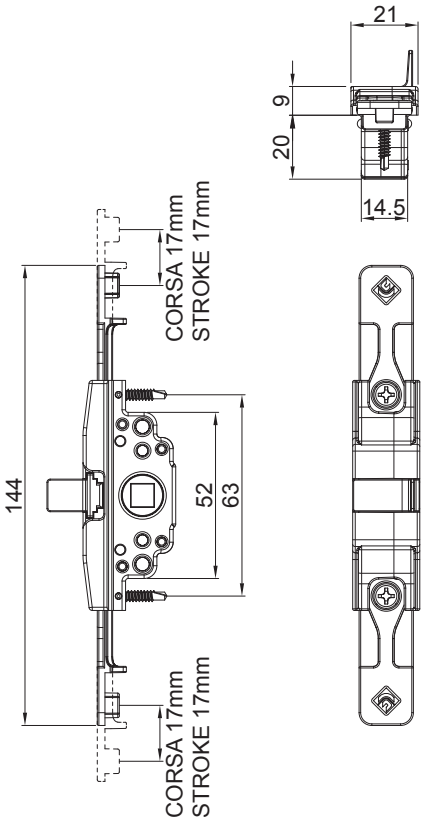

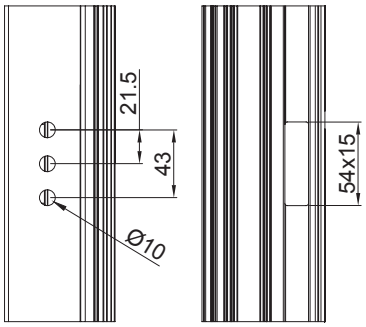

Entrata | *Entry*

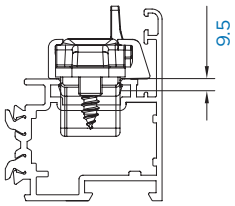

3628
3629

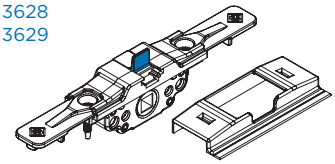

3628.10
3629.10

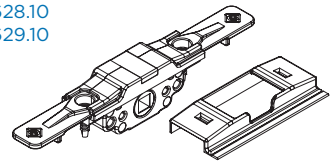

DESCRIZIONE *DESCRIPTION*	ART.	NODO *SECTION*	
SHARK" Movimentazione monodirezionale con anti falsa manovra - Entrata 9,5 mm *"SHARK" One-way movement with anti-false manoeuvre - Backset 9,5 mm*	3628	A08	
"SHARK" Movimentazione monodirezionale senza anti falsa manovra - Entrata 9,5 mm *"SHARK" One-way movement without anti-false manoeuvre - Backset 9,5 mm*	3628.10	A08	

SHARK

MOVIMENTAZIONE MONODIREZIONALE - R40 - ALL.CO 5

Movimentazione monodirezionale | One-way movement |
Mouvement monodirectionnel | Movimiento monodreccional



Realizzata in zama zincata.

Made of galvanized zamak.

Réalisé en zamak zinguée.

Fabricado en zamac galvanizado

ART.	TUTTI | ALL | TOUS | TODOS			
Imballo | Package | Conditionnement | Embalaje	10 Pz			
Finiture disponibili | Available finishes Finitions disponibles | Acabados disponibles	1	2	3	4

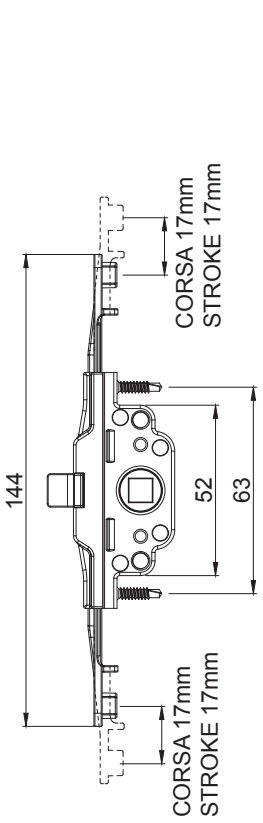

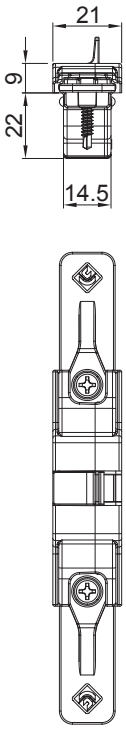

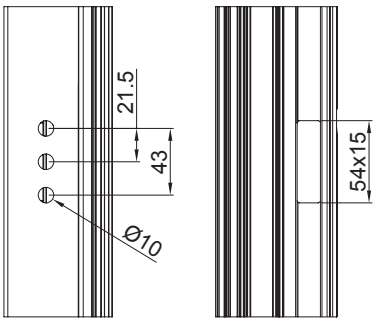

Entrata | *Entry*

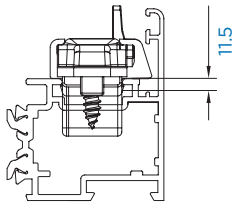

3628.2
3629.2

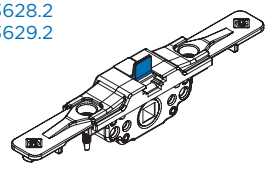

3628.12
3629.12

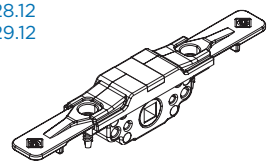

DESCRIZIONE *DESCRIPTION*	ART.	NODO *SECTION*	
SHARK" Movimentazione monodirezionale con anti falsa manovra - Entrata 11,5 mm *"SHARK" One-way movement with anti-false manoeuvre - Backset 11,5 mm*	3628.2	A08	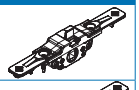
"SHARK" Movimentazione monodirezionale senza anti falsa manovra - Entrata 11,5 mm *"SHARK" One-way movement without anti-false manoeuvre - Backset 11,5 mm*	3628.12	A08	

DEVIATORE

DEVIATORE ENTRATA MARTELLINA

Deviatore entrata per martellina | Handle positioning diverter | Renvoi de fouillot pour béquille à poignée | Desviador entrada maneta



Cassa e copricassa in zama; Ruote in acciaio tornito C40; Perni in acciaio zincato. Interasse deviazione 12,5 mm.

Case and cover in zamak; C40 turned steel wheels; Pins in galvanized steel. Backset deviation 12.5 mm.

Boîtier et couvercle de boîtier en zamak; Jantes en acier tournées C40 ; Goupilles en acier galvanisé. Déviation d'entrée de 12,5 mm

Caja y tapa de carcasa en zamak; Ruedas de acero torneadas C40; Pasadores en acero galvanizado. Desviación de entrada 12,5 mm

ART.	3632			
Imballo | Package | Conditionnement | Embalaje	5 Pz			
Finiture disponibili | Available finishes Finitions disponibles | Acabados disponibles	1	2	3	4

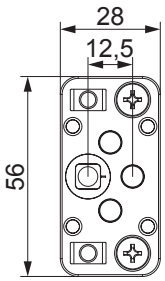

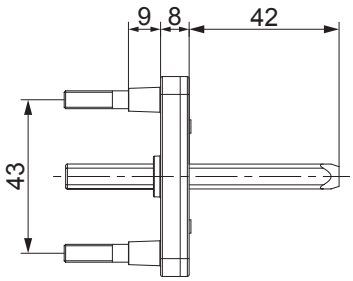

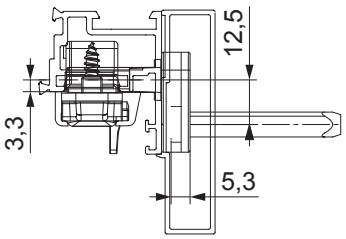

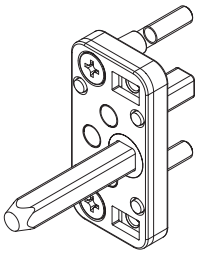

LAVORAZIONE ANTA / *SASH MACHINING*

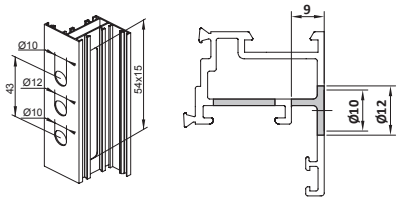

LAVORAZIONE CARTELLA DI CENTRAGGIO / *CENTERING COVER MACHINING*

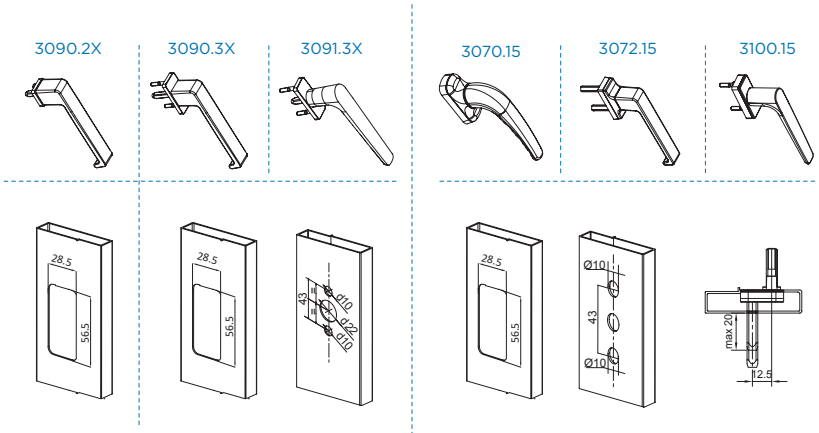

MONTAGGIO / *ASSEMBLY*

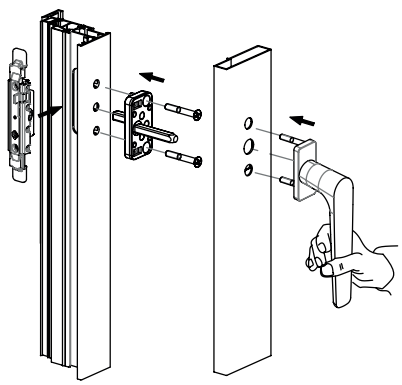

Rimuovere il perno della maniglia
Remove the pin from the handle
Tagliere le viti delle maniglie
Cut the screws supplied with handle

BLOCCHETTO DI COLLEGAMENTO

Blocchetto di collegamento | Connecting block
Bloc de jonction | Bloqueo de unión



Blocchetto in zama; compensatori cursori in nylon; inserti in delrin.

Zamak block; nylon sliders compensators; delrin inserts

Bloc en zamak; compensateurs curseurs en nylon; inserts en delrin.

Bloqueo en zamac; compensadores de los cursores en nylon; insertos en delrin.

ART.	6401.1 | 6402 | 6404				6401.10			
Imballo | Package | Conditionnement | Embalaje	100 Cp				50 Cp			
Finiture disponibili | Available finishes Finitions disponibles | Acabados disponibles	1	2	3	4	1	2	3	4

Art. 6401.10

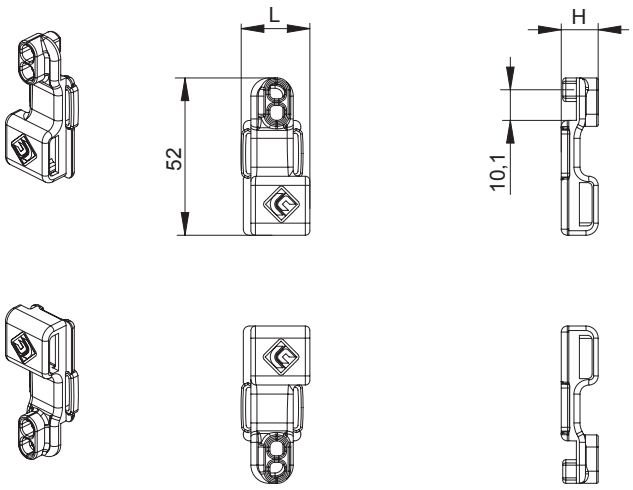

Art. 6401.1 | 640X

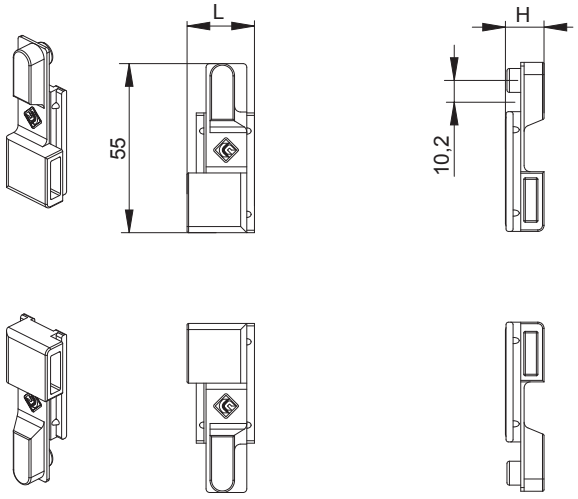

DESCRIZIONE *DESCRIPTION*	ART.	L	H	NODO *SECTION*
Blocchetto di collegamento in zama *Zamak connecting block*	6401.10	22	12.2	A01 - A03 - A05 A10 - A11 - A12 - A14 - A15 - A16 - A17
Blocchetto di collegamento in nylon *Nylon connecting block*	6401.1	22	12.6	A01 - A03 - A05 A10 - A11 - A12 - A14 - A15 - A16 - A17
	6402	24.9	14.3	A08
	6404	34	10	A13

BLOCCHETTO DI COLLEGAMENTO

Blocchetto di collegamento | Connecting block
Bloc de jonction | Bloqueo de unión



Blocchetto in zama; compensatori cursori in nylon; inserti in delrin.

Zamak block; nylon sliders compensators; delrin inserts

Bloc en zamak; compensateurs curseurs en nylon; inserts en delrin.

Bloqueo en zamac; compensadores de los cursores en nylon; insertos en delrin.

ART.	TUTTI | ALL | TOUS | TODOS			
Imballo | Package | Conditionnement | Embalaje	20 Pz			
Finiture disponibili | Available finishes Finitions disponibles | Acabados disponibles	1	2	3	4

Art. 6111.1

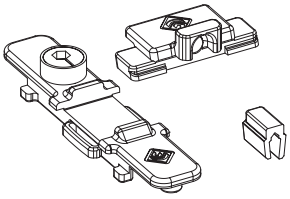

Art. 6111.21

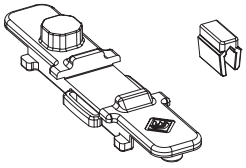

Art. 6111.6

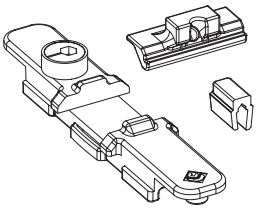

Art. 6111.3

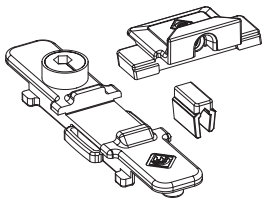

Art. 6111.13

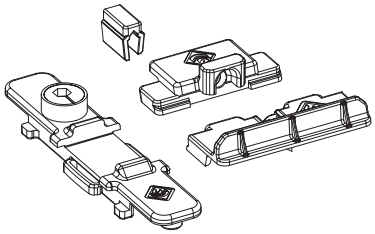

Art. 6111.14

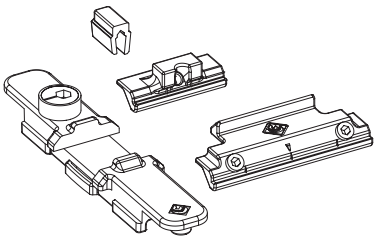

Art. 6111.15

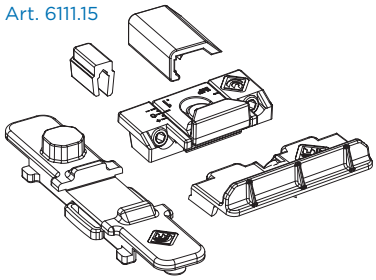

DESCRIZIONE *DESCRIPTION*	ART.	NODO *SECTION*
Kit con riscontro art. 4207.1, da abbinare alla cremonese art. 6010.21 *Kit with striker ref. 4207.1, to combine with cremone-bolt ref. 6010.21*	6111.1	A01 - A03 - A05
Kit con riscontro art. 4207.4, da abbinare alla cremonese art. 6010.21 *Kit with striker ref. 4207.4, to combine with cremone-bolt ref. 6010.21*	6111.3	A01 - A03 - A05
Kit con riscontro art. 4270.2, da abbinare alla cremonese art. 6010.21 *Kit with striker ref. 4207.2, to combine with cremone-bolt ref. 6010.21*	6111.6	A08 - A23
Kit senza riscontro, da abbinare alla cremonese art. 6010.21 *kit without striker, to combine with cremone-bolt ref. 6010.21*	6111.21	A01 - A03 - A05
Kit con riscontro art. 4207.2, da abbinare alla cremonese art. 6011.10 *Kit with striker ref. 4207.2, to combine with cremone-bolt ref. 6011.10*	6111.14	A08 - A23
Kit con riscontro art. 4207.1, da abbinare alla cremonese art. 6011.10 *Kit with striker ref. 4207.1, to combine with cremone-bolt ref. 6011.10*	6111.13	A01 - A05
Kit con riscontro art. 4207.11, da abbinare alla cremonese art. 6011.10 *Kit with striker ref. 4207.11, to combine with cremone-bolt ref. 6011.10*	6111.15	A01 - A05

KIT DI FISSAGGIO LATERALE

Kit di fissaggio laterale | Side fixing kit
Kit de fixation laterale | Kit de fijacion lateral



Blocchetti di collegamento in zama, viti in acciaio al carbonio

Zamak connectors, carbon steel screws

Blocs de jonction en zamak, vis en acier au carbone

Bloqueos de unión en zamac, tornillos en acero al carbono

ART.	6427.1 | 6427.2			
Imballo | Package | Conditionnement | Embalaje	40 Kit			
Finiture disponibili | Available finishes Finitions disponibles | Acabados disponibles	1	2	3	4

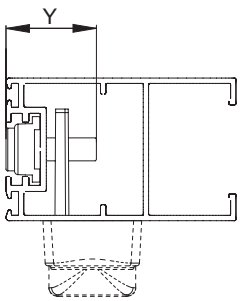

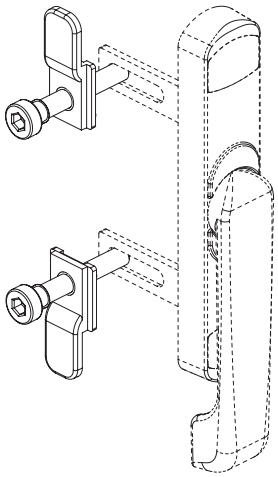

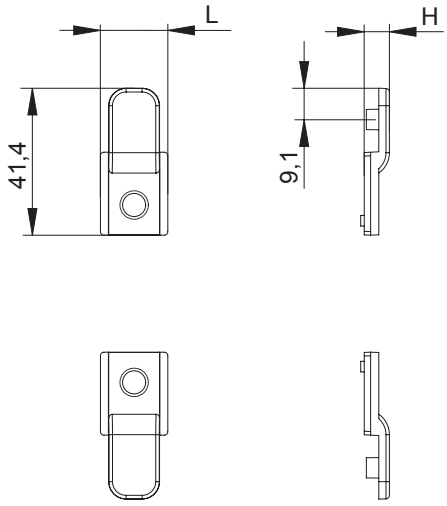

DESCRIZIONE *DESCRIPTION*	ART.	L	H	Y
Kit di fissaggio laterale *Side fixing kit*	6427.1	19	8.1	25
	6427.2	19	8.1	40

ABBINABILE *COMPATIBILE*
Art.
6027.5
6027.15
6027.7
6027.17

MACCHINETTA

MACCHINETTA PER INFISSI AD APERTURA ESTERNA

Macchinetta per infissi ad apertura esterna | Mechanism for external opening | Kit pour menuiseries a ouverture exterieure | Mecanismo para cerramientos de apertura externa



Macchinetta composta da cassa in alluminio estruso e blocchetti in nylon.

Mechanism made of extruded aluminum case and nylon blocks.

Kit composée de caisse en aluminium extrudé et blocs en nylon.

Mecanismo compuesto por caja de aluminio extruido y bloques de nylon.

ART.	6415 | 6415A | 6415A.2			
Imballo | Package | Conditionnement | Embalaje	20 Pz			
Finiture disponibili | Available finishes Finitions disponibles | Acabados disponibles	1	2	3	4

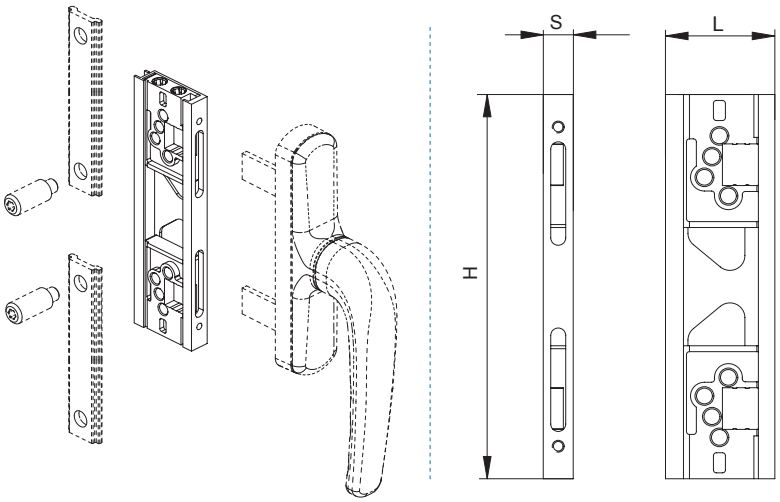

DESCRIZIONE *DESCRIPTION*	ART.	L	S	H
Macchinetta per infissi ad apertura esterna *Mechanism for external opening windows*	6415	40.5	10	120
	6415A	42	11.8	110
	6415A.2	49.3	13	110

Art. 6415



Art. 6415A

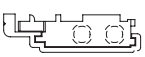

Art. 6415A.2

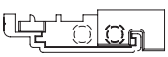

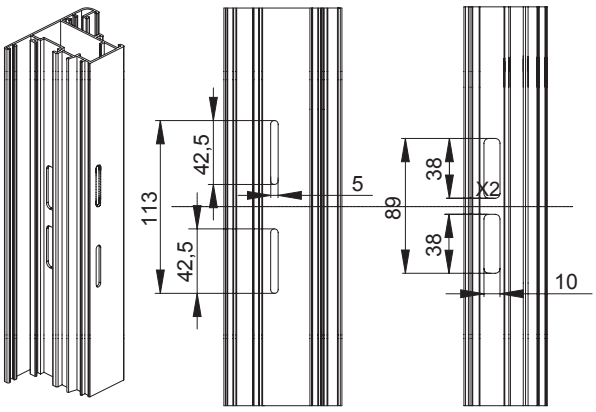

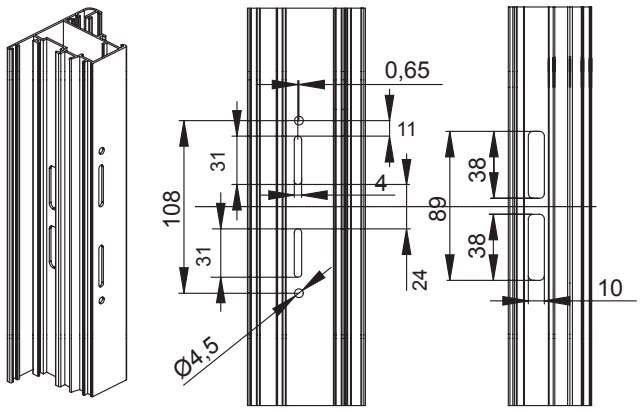

PERNO DI COLLEGAMENTO

PERNO DI COLLEGAMENTO PER INFISSI AD APERTURA ESTERNA

Perno per infissi ad apertura esterna | Connection pin for external opening | Pivot de jonction pour menuiseries a ouverture exterieure | Pernio de unión para cerramientos de apertura externa



Perno di collegamento in acciaio zincato.

Galvanized steel connecting pin.

Pivot de jonction en acier zingué.

Pernio de unión de acero galvanizado.

ART.	TUTTI | ALL | TOUS | TODOS			
Imballo | Package | Conditionnement | Embalaje	40 Pz			
Finiture disponibili | Available finishes Finitions disponibles | Acabados disponibles	1	2	3	4

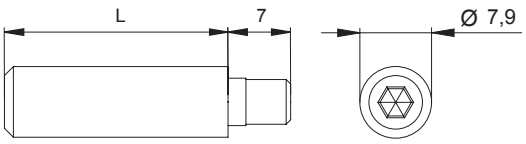

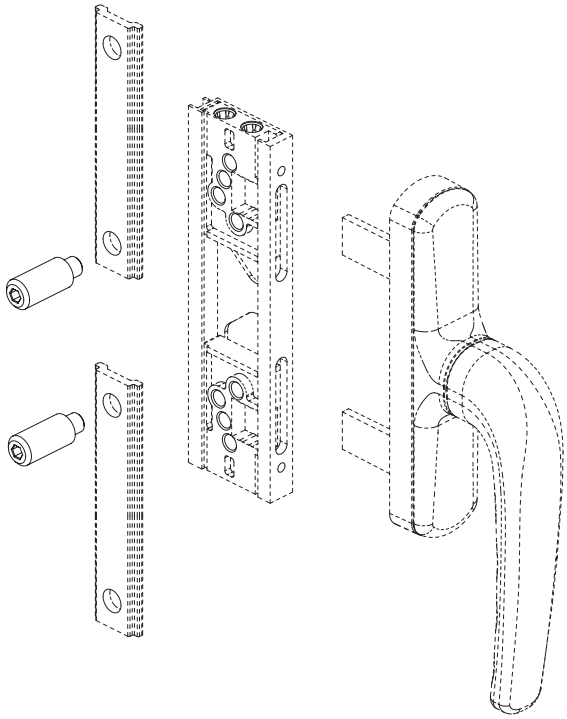

MATERIALE *MATERIAL*	ART.	L
Acciaio zincato *Galvanized steel*	6420E.11	11
Acciaio zincato *Galvanized steel*	6420E.13	13
Acciaio zincato *Galvanized steel*	6420E.16	16
Acciaio zincato *Galvanized steel*	6420E.18	18
Acciaio zincato *Galvanized steel*	6420E.22	22
Acciaio zincato *Galvanized steel*	6420E.25	25
Acciaio zincato *Galvanized steel*	6420E.27	27
Acciaio zincato *Galvanized steel*	6420E.31	31
Acciaio inox *Inox steel*	6421E.21	21
Acciaio inox *Inox steel*	6421E.27	27

ART.	DESCRIZIONE *DESCRIPTION*
6415	Macchinetta per infissi ad apertura esterna *Mechanism for external opening windows (pag.195)*
6415A	
6415A.2	
6028.2	"COMFORT PLUS" Cremonese per apertura esterna - pinne regolabili *COMFORT PLUS" cremone for outward opening - adjustable (pag.190)*
6028.3	
6029.2	"COMFORT PLUS" Cremonese con cilindro per apertura esterna - pinne regolabili | *"COMFORT PLUS" cremone with key for outward opening - adjustable (pag.190)*
6029.3	
3626.1	"BING" Movimentazione bidirezionale *"BING" Two-way movent (pag.156)*
3626.2	

SHARK

INVERTITORE DI CORSA BIDIREZIONALE - CE

BREVETTATO PATENTED

2,5

Ø8

Invertitore di corsa bidirezionale | Bi-directional stroke inverter
Inverseur de course bidirectionel| Inversor de movimentación bidireccionale



Realizzata in zama zincata.

Made of galvanized zamak.

Réalisé en zamak zinguée.

Fabricado en zamac galvanizado

ART.	3627.20			
Imballo | Package | Conditionnement | Embalaje	10 Pz			
Finiture disponibili | Available finishes Finitions disponibles | Acabados disponibles	1	2	3	4

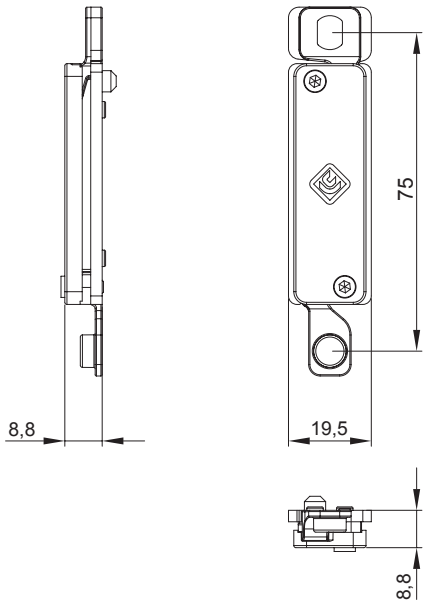

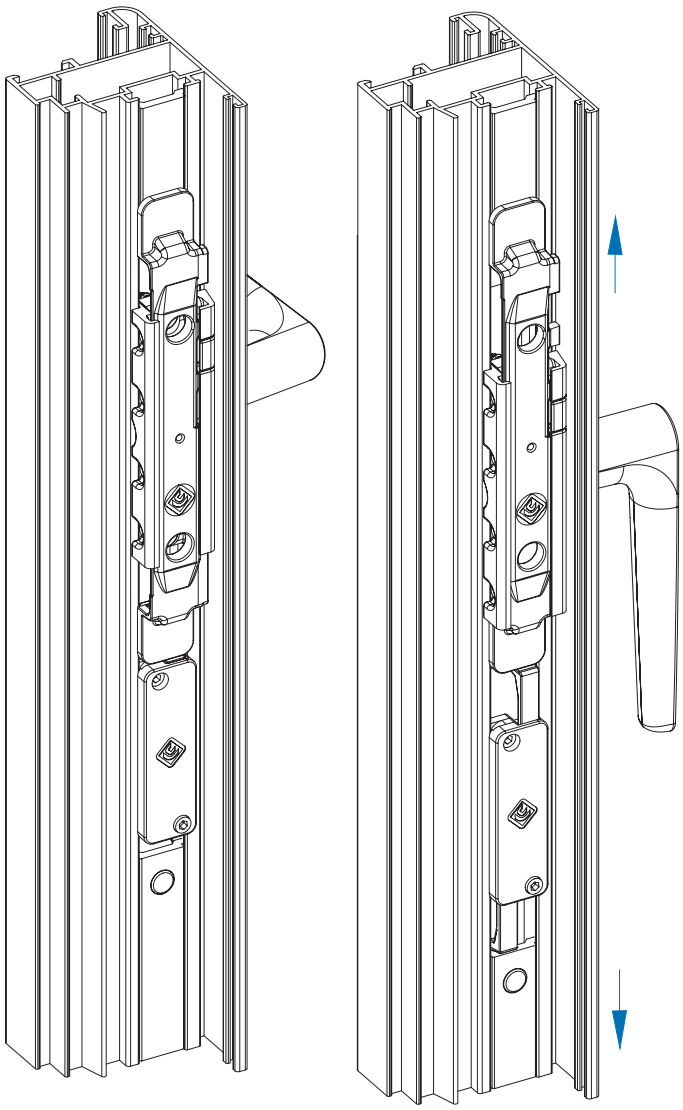

Compatibile con tutte le movimentazioni monodirezionali SHARK
Compatible with all the one-way movement SHARK



ART.	NODO *SECTION*
3627.20	A01 - A03 A5 - A20 A21 - A22

CHIUSURE
LOCKING POINTS
FERMETURES
PUNTOS DE CIERRE

1D 2,5 Ø8

PUNTI DI CHIUSURA SUPPLEMENTARE

Punti di chiusura supplementare | Extra locking pin
Pivot de fermeture supplementaire | Pernio de cierre suplementario



Perno e vite M5 TSP CR in acciaio zincato. Art. 4246 eccentrico di chiusura in zama, regolabile in pressione in 8 posizioni diverse. Riscontro in zama.

Pin and M5 TSP CR screw in galvanized steel. Art. 4246 locking cam in zamak, with adjustable pressure in 8 different positions. Zamak striker.

Pivot et vis M5 TSP CR en acier zingué. Art. 4246 came de fermeture en zamak, réglable en pression avec 8 positions différentes. Gache en zamak.

Pernio y tornillo M5 TSP CR de acero galvanizado.Art. 4246 excéntrica de cierre de zamac, regulable a presión en 8 posiciones diferentes. Encuentro de zamac.

ART.	4241 | 4241.1 | 4242 | 4246 | 4246.1 | 4246.10 4246.11 | 4246.14 | 4246.15 | 4207.1 | 4207.2 4207.11 | 4207.4 | 4207.21 | 3421.32 | 3520.32				4246.1 | 4248.1 4248.11 | 4248.12				3400F.32			
Imballo | Package | Conditionnement | Embalaje	50 Pz				20 Pz				25 Pz			
Finiture disponibili | Available finishes Finitions disponibles | Acabados disponibles	1	2	3	4	1	2	3	4	1	2	3	4

1 424X

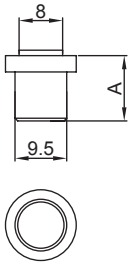

ART.	A
4241	9
4241.1	10.5
4242	12

2 4246

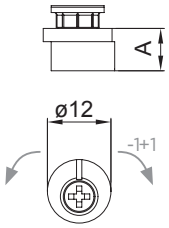

ART.	A
4246	8

3 4246.1

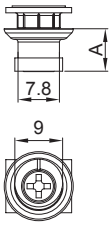

Abbinabile con la cremonese art. 6010.12
Compatible with cremone-bolt art. 6010.12

ART.	A
4246.1	8

4 4248.1

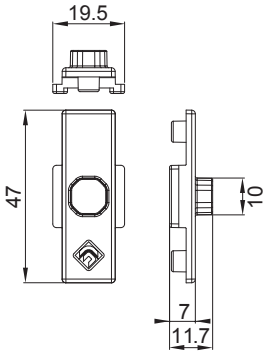

ART.	NODO *SECTION*
4248.1	A01 - A03 - A05 A20 -A21 - A22 B01 - B03

5 4248.1X

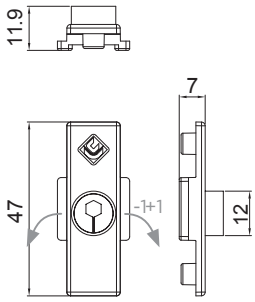

ART.	NODO *SECTION*
4248.11	A01 - A03 - A05 A20 -A21 - A22 B01 - B03
4248.12	A08 - B04

6 4207.2

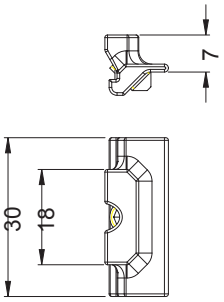

ART.	NODO *SECTION*
4207.2	A08 - B04

7 4207.1

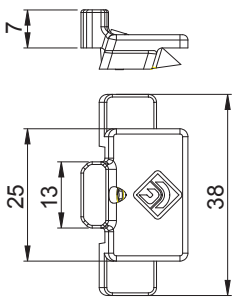

ART.	NODO *SECTION*
4207.1	A01 - A03 - A05 A20 -A21 - A22 B01 - B03

8 4207.4

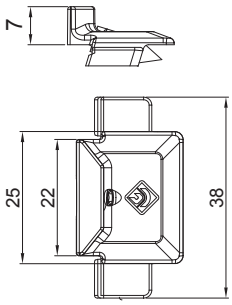

ART.	NODO *SECTION*
4207.4	A01 - A03 - A05 - A20 -A21 A22 B01 - B03

9 4207.11

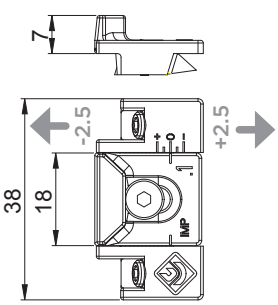

ART.	NODO *SECTION*
4207.11	A01 - A03 - A05 - A20 A21 - A22 B01 - B03

6 + 5

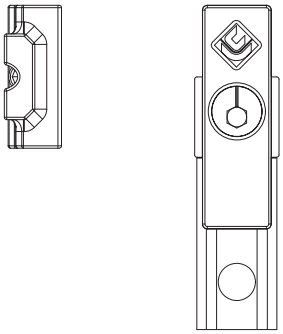

ART.	NODO *SECTION*
3421.32	A08 - B04

RESISTENZA ALL'APERTURA CON ASTINA IN POLIAMMIDE *RESISTANCE TO OPENING WITH POLYAMIDE ROD*	**F = 2000N**

6 + 2

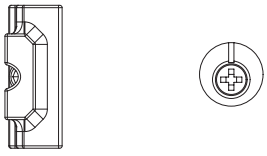

ART.	NODO *SECTION*
4246.10	A08 - B04

RESISTENZA ALL'APERTURA CON ASTINA IN POLIAMMIDE *RESISTANCE TO OPENING WITH POLYAMIDE ROD*	**F = 2000N**

7 + 5

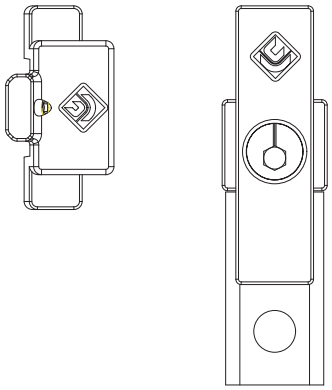

ART.	NODO *SECTION*
3520.32	A01 - A03 - A05 - A20 -A21 - A22 B01 - B03

RESISTENZA ALL'APERTURA CON ASTINA IN POLIAMMIDE *RESISTANCE TO OPENING WITH POLYAMIDE ROD*	**F = 2000N**

7 + 2

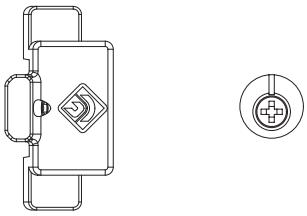

ART.	NODO *SECTION*
4246.11	A01 - A03 - A05 - A20 -A21 - A22 B01 - B03

RESISTENZA ALL'APERTURA CON ASTINA IN POLIAMMIDE *RESISTANCE TO OPENING WITH POLYAMIDE ROD*	**F = 2000N**

8 + 5

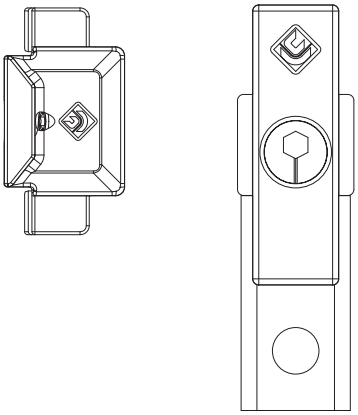

ART.	NODO *SECTION*
4207.21	A01 - A03 - A05 - A20 -A21 - A22 B01 - B03

RESISTENZA ALL'APERTURA CON ASTINA IN POLIAMMIDE *RESISTANCE TO OPENING WITH POLYAMIDE ROD*	**F = 2200N**

9 + 4

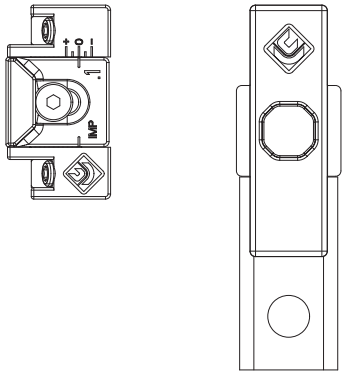

ART.	NODO *SECTION*
3400F.32	A01 - A03 - A05 - A20 -A21 - A22 B01 - B03

RESISTENZA ALL'APERTURA CON ASTINA IN POLIAMMIDE *RESISTANCE TO OPENING WITH POLYAMIDE ROD*	**F = 1800N**

8 + 2

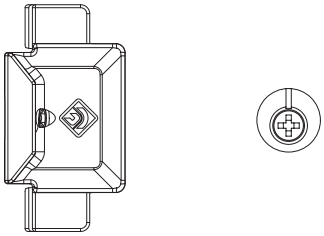

ART.	NODO *SECTION*
4246.15	A01 - A03 - A05 - A20 -A21 - A22 B01 - B03

RESISTENZA ALL'APERTURA CON ASTINA IN POLIAMMIDE *RESISTANCE TO OPENING WITH POLYAMIDE ROD*	**F = 2000N**

9 + 2

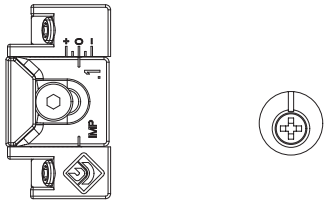

ART.	NODO *SECTION*
4246.14	A01 - A03 - A05 - A20 -A21 - A22 B01 - B03

RESISTENZA ALL'APERTURA CON ASTINA IN POLIAMMIDE *RESISTANCE TO OPENING WITH POLYAMIDE ROD*	**F = 2000N**

METODO DI PROVA
TEST METHOD

Martinetto pneumatico che spinge sul punto di chiusura
Pneumatic jack that pushes on the closing point

PUNTI DI CHIUSURA ANTIEFFRAZIONE

2,5 | Ø8



Punti di chiusura antieffrazione | Burglary-resistant locking points | Points de fermeture antieffraction | Puntos de cierre anti-efracción

Punti di chiusura con perno a funghetto, blocchetti di copertura aggancio astina, blocchetto anti-sollevamento verticale, blocchetto anti-sollevamento orizzontale, braccio anti effrazione in acciaio inox e zama.

Closing point with "T" pin and antilift-off hook, covering elements for clasping rod, antilift-off vertical block, antilift-off horizontal block, opposite clasping arms in stainless steel and zamak.

Points de fermeture avec pivot champignon et gâche anti levage, blocs de couverture accrochage tringle, bloc anti-levage vertical, bloc anti-levage horizontal, bras avec accrochage inverse en acier inox et zamak.

Puntos de cierre con pernio en "T", bloque de cobertura para agarre de pletina, bloqueo anti elevación vertical y horizontal, compás anti- efracción en acero inox y zamac.

ART.	4247.7 | 4247.11 | 4247.8 | 4247.15				3421A.53 3400A.53			
Imballo | Package | Conditionnement | Embalaje	50 Pz.				5 Pz.			
Finiture disponibili | Available finishes Finitions disponibles | Acabados disponibles	1	2	3	4	1	2	3	4

Art. 4247.8
Punto di chiusura antieffrazione con base in zama
Anti-burglar locking-point with zamak plate

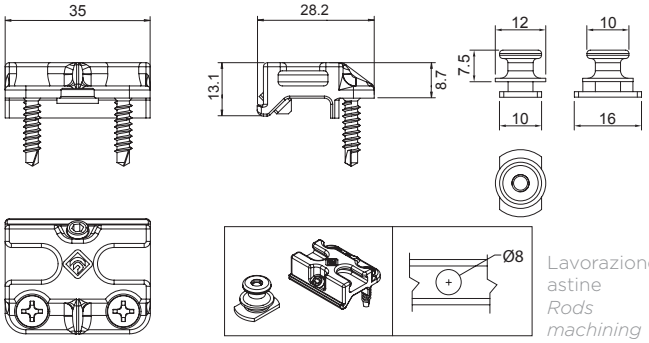

Lavorazione astine
Rods machining

ART.	NODO | *SECTION*
4247.8	A08 - A23 - B04

Art. 4247.7
Punto di chiusura antieffrazione con base inox
Anti-burglar locking-point with stainless steel plate

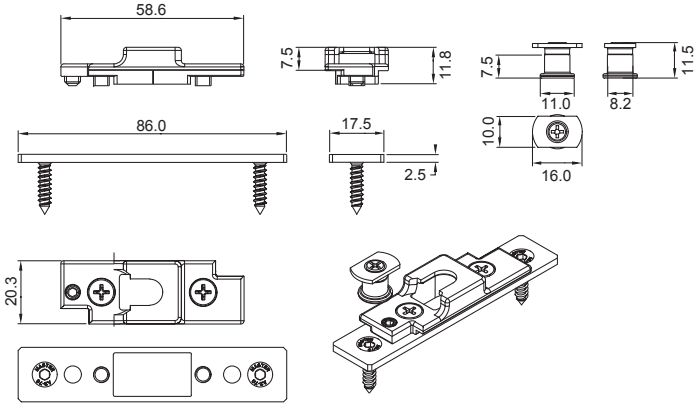

ART.	NODO | *SECTION*
4247.7	A01 - A03- A05 - B01 - B02 - B03 - A20 - A21 - A22

Art. 4247.11 | 4247.15
Sistema di sicurezza per connessione astina
Security system connecting rod

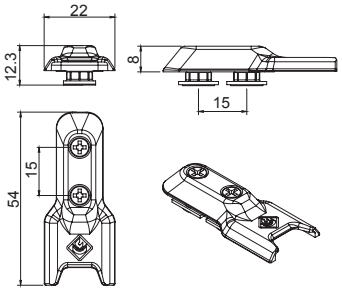

ART.	NODO | *SECTION*
4247.11	A01 - A03- A05 - B01 - B02 - B03 - A20 - A21 - A22
4247.15	A08 - A23 - B04

Art. 3400A.53 | 3421A.53
Kit base antieffrazione
Base anti-burglar kit

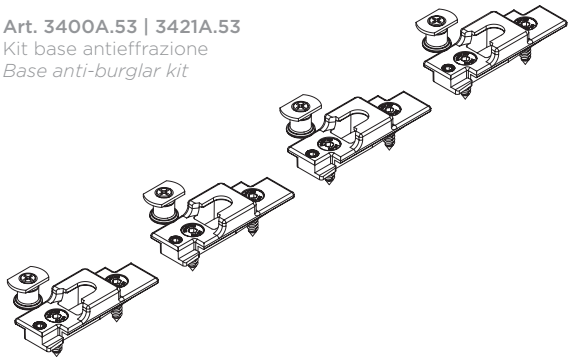

ART.	NODO | *SECTION*
3400A.53	A01 - A03- A05 - B01 - B02 - B03 - A20 - A21 - A22
3421A.53	A08 - A23 - B04

KIT SOSTEGNO ANTA

Kit sostegno anta | Shutter support kit
Kit support vantail | Kit de soporte de hoja

Blocchetto e riscontro in nylon; grani in acciaio inox.

Nylon block and support; stainless steel setscrews.

Bloc et gâche en nylon; grains en acier inox.

Bloque y cerradero de de nylon; prisioneros de acero inox.



ART.	3520.33 | 3521.33			
Imballo | Package | Conditionnement | Embalaje	20 Kit			
Finiture disponibili | Available finishes Finitions disponibles | Acabados disponibles	1	2	3	4

art. 3520.33 CE

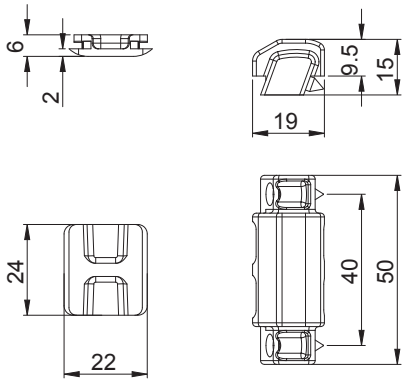

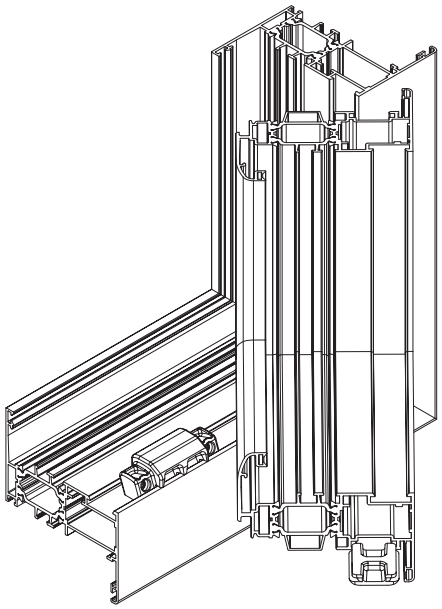

DESCRIZIONE *DESCRIPTION*	ART.	NODO *SECTION*
Kit sostegno anta *Shutter support kit*	3520.33	A01 - A05 A20 - A21 - A22

art. 3521.33 R40

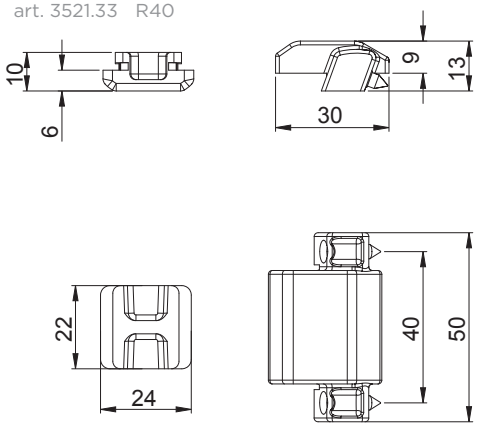

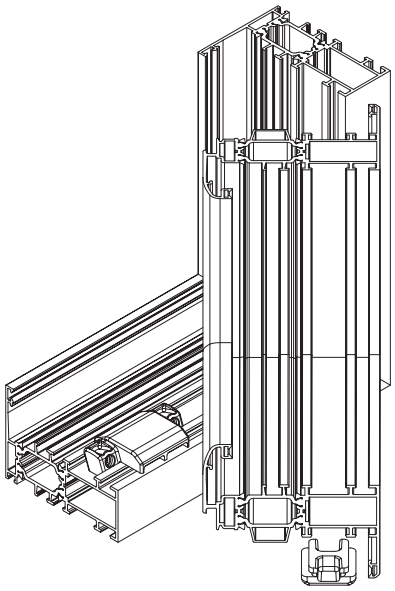

DESCRIZIONE *DESCRIPTION*	ART.	NODO *SECTION*
Kit sostegno anta *Shutter support kit*	3521.33	A08 - A23

EMPIRE
RINVIO D'ANGOLO

1D | 2,5 | Ø8

Rinvio d'angolo | Corner trasmission | Renvoi d'angle | Transmisión de esquina



Corpo e astine in zama; lamelle, perno eccentrico e grano in acciao Inox, rullino in ottone.

Body and rods in zamak; stainless steel reeds, eccentric pin and setscrew rool brass.

Corps at tiges en zamak; lattes et goujon en acier inoxydazble de broche excentreique, laiton rouleau.

Cuerpo y varillas de zamak; listones y tornillo prisionero de acero inoxidable perno execéntrico, latón rollo.

ART.	All			
Imballo | Package | Conditionnement | Embalaje	10 Pz			
Finiture disponibili | Available finishes Finitions disponibles | Acabados disponibles	1	2	3	4

Art. 1252.130

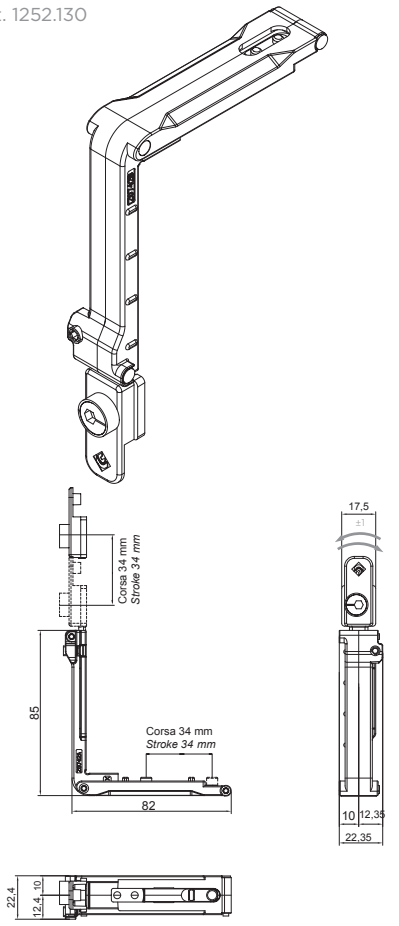

Art. 1252.100

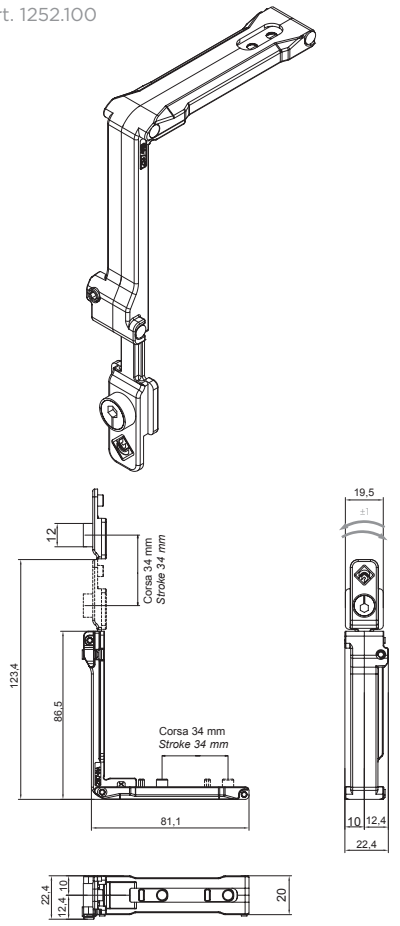

Art. 1252.110

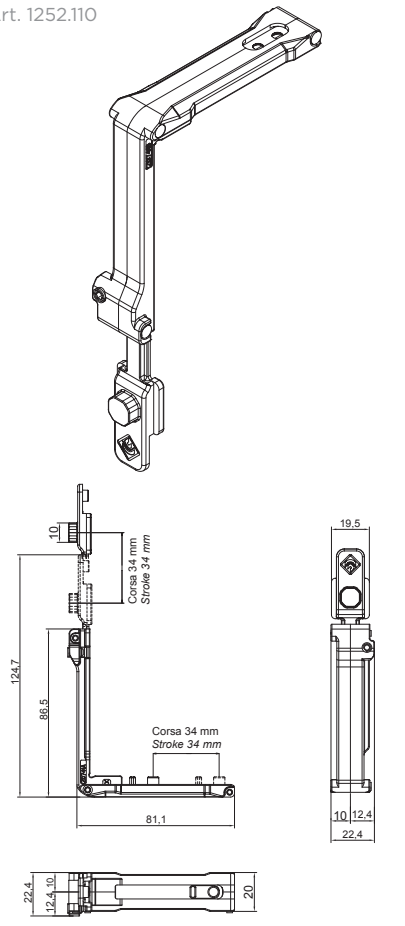

Art. 1252.131

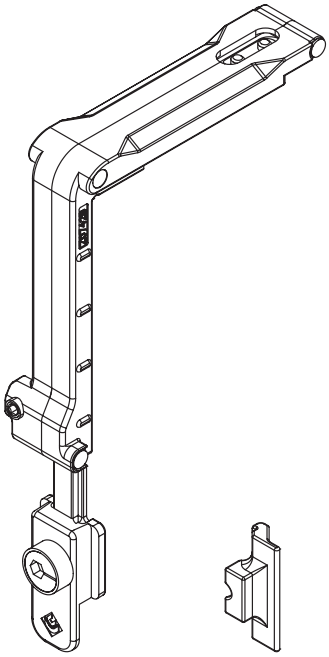

Art. 1252.101

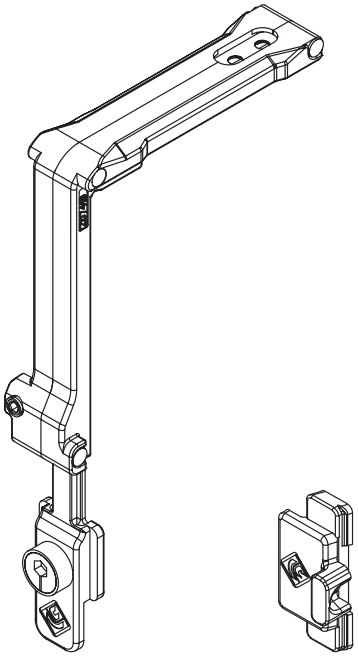

Art. 1252.102

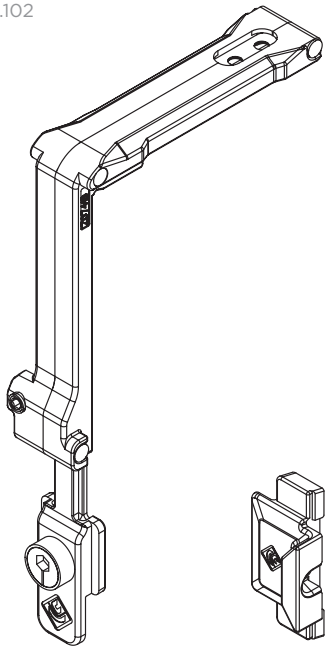

Art. 1252.111

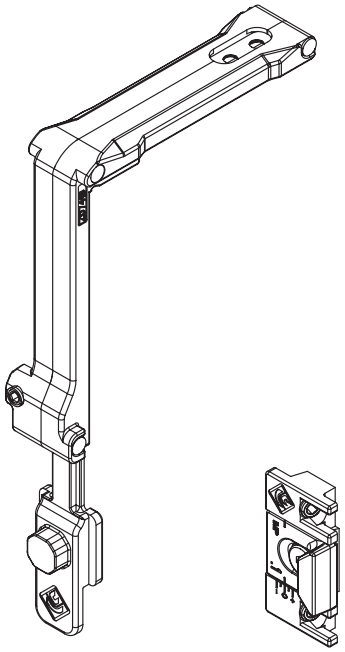

DESCRIZIONE *DESCRIPTION*	SENZA RISCONTRO *WITHOUT COUNTERPLATE*	CON RISCONTRO *WITH COUNTERPLATE*	NODI *SECTION*
RINVIO D'ANGOLO BLOCCAGGIO CON GRANI / *CORNER TRANSMISSION LOCKING WITH GRUBS*			
Rinvio d'angolo con perno eccentrico *Corner transmission with eccentric pin*	1252.130	1252.131	A08 - A23
Rinvio d'angolo con perno eccentrico *Corner transmission with eccentric pin*	1252.100	1252.101	A01 - A03 -A05 A20 - A21 - A22
Rinvio d'angolo, con perno eccentrico con riscontro 4207.4 *Corner transmission, and eccentric pin with* 4207.4		1252.102	A01 - A03 -A05 A20 - A21 - A22
Rinvio d'angolo con piolo fisso *Corner transmission with fixed pin*	1252.110	*1252.111	A01 - A03 -A05 A20 - A21 - A22

* Con riscontro regolabile | with adjustable striker

KIT SOSTEGNO ANTA CON RULLINO

Kit sostegno anta con rullino | Shutter support kit with roll
Kit support vantail avec rouleau | Kit de soporte de hoja con rol



Blocchetto e riscontro in nylon; grani in acciaio inox; rullino in ottone.

Nylon block and support; stainless steel setscrews; brass roll.

Bloc et gâche en nylon; grains en acier inox; rouleau en laiton.

Bloque y cerradero de de nylon; prisioneros de acero inox; rol en latón.

ART.	2432.1 | 2432.2			
Imballo | Package | Conditionnement | Embalaje	20 Kit			
Finiture disponibili | Available finishes Finitions disponibles | Acabados disponibles	1	2	3	4

ART.	NODO *SECTION*
2432.1	A01 - A03 - A05 - A20 - A21 - A22
2432.2	A08 - A23

art. 2432.1 CE

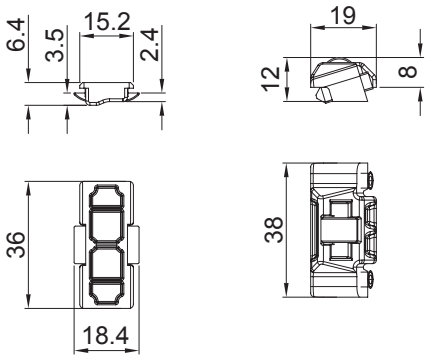

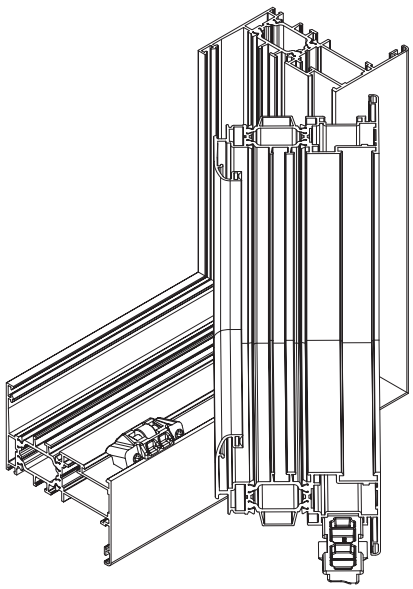

art. 2432.2 R40

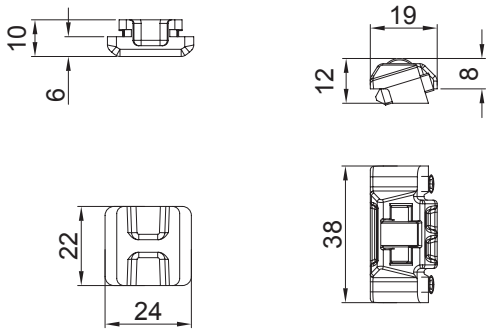

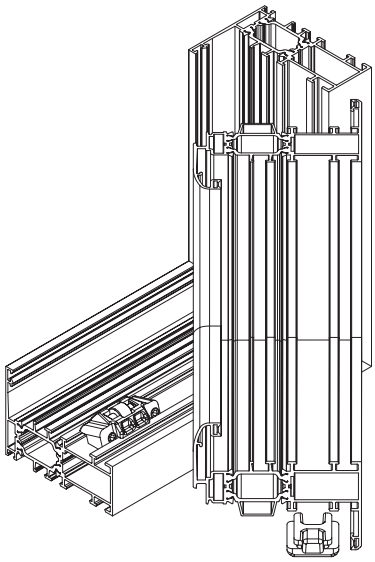

FERMA ANTA

Ferma anta | Sash stopper
Clip bloque vantail | Bloqueo hoja

Perno in zama, riscontro in nylon, grani in acciaio inox.

Zamak pin, nylon socket, stainless steel setscrews.

Pivot en zamak, gâche en nylon, grains en acier inox..

Pernio de zamac, cerradero de nylon, prisioneros de acero inox.



ART.	4220.1 | 4220.2 4220.3			
Imballo | Package | Conditionnement | Embalaje	50 Pz			
Finiture disponibili | Available finishes Finitions disponibles | Acabados disponibles	1	2	3	4

Art. 4220.1

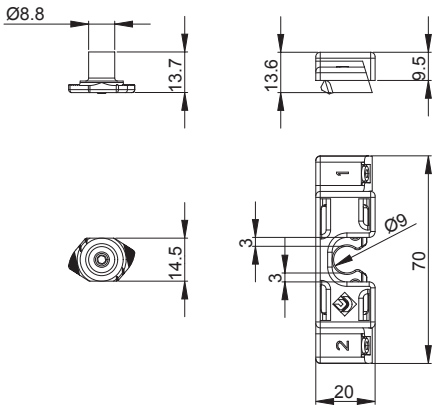

Art. 4220.2

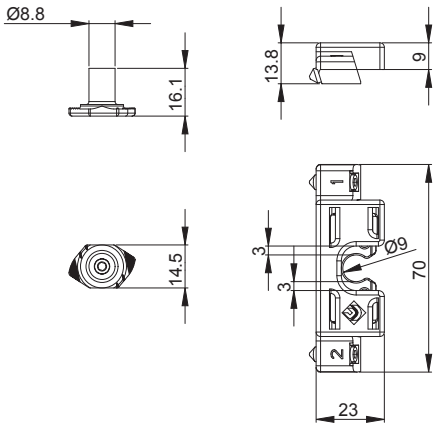

Art. 4220.3

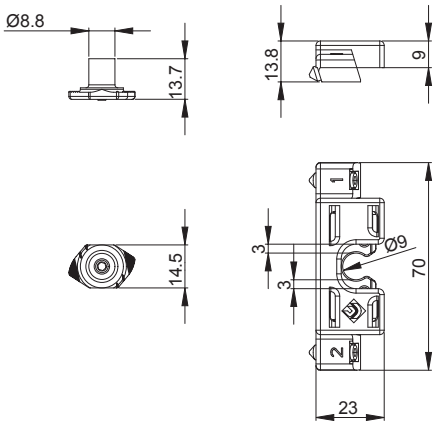

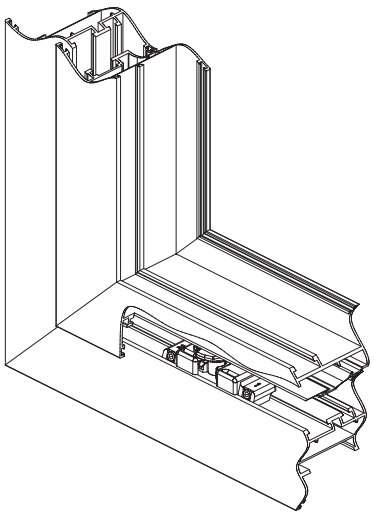

ART.	NODO *SECTION*
4220.1	A01 - A05 - A20 - A21 - A22
4220.2	A08 - A23
4220.3	A11 - A12

HOOK

ROSTRO DI CHIUSURA SUPPLEMENTARE ANTISOLLEVAMENTO

1D

Rostro di chiusura supplementare | Additional intermediate third closing point | Crochet de fermeture supplementaire | Punto de cierre suplementario



Slitta, riscontro e base riscontro in zama; vite TSCCR M4x6 e grano in acciaio inox.

Zamk slider, counterplate and base of the counterplate; TSCCR M4x6 screw and stainless steel setscrew.

Glissière, gâche et base de la gâche en zamak; vis TSCCR M4x6 et grain en acier inox.

Resbalón, cerradero y base del cerradero en zamac; tornillo TSCCR M4x6 y pernio en acero inoxidable.

ART.	4226.1 | 4226.2 | 4226.3			
Imballo | Package | Conditionnement | Embalaje	40 Kit			
Finiture disponibili | Available finishes Finitions disponibles | Acabados disponibles	1	2	3	4

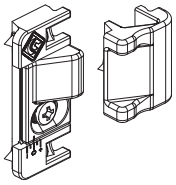

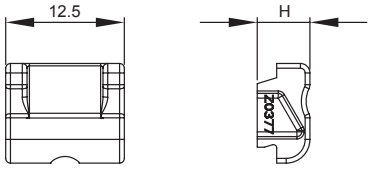

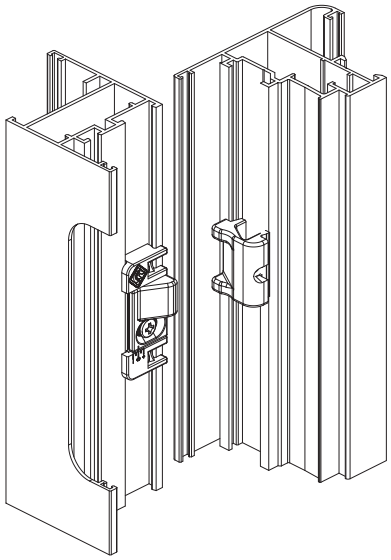

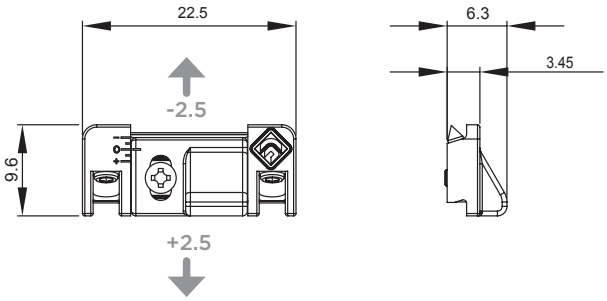

ART.	H	NODO *SECTION*
4226.1	5.5	A01 - A05 - A20 - A21 - A22
4226.2	6.5	A08
4226.3	5.5	A03

EMPIRE

ROSTRO DI CHIUSURA SUPPLEMENTARE UNIVERSALE

1D

Rostro di chiusura supplementare universale | Universal additional locking point | Gâche de fermeture supplémentaire universel | Punto de cierre suplementario universal



Rostro in zama; spessori in nylon; viti in acciaio inox

Zamak slider; nylon thickness; inox steel screws

Gâche en zamak ; cales en nylon ; vis en acier inox

Gâche en zamak ; cales en nylon ; vis en acier inox

ART.	4227			
Imballo | Package | Conditionnement | Embalaje	50 Pz			
Finiture disponibili | Available finishes Finitions disponibles | Acabados disponibles	1	2	3	4

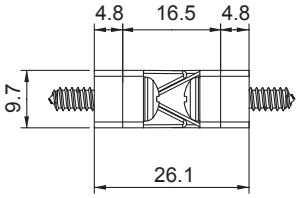

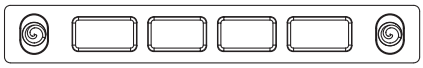

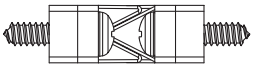

ART.	NODO / *SECTION*
4227	A01 - A03 - A05 A08 - A20 - A21 A22 - A23

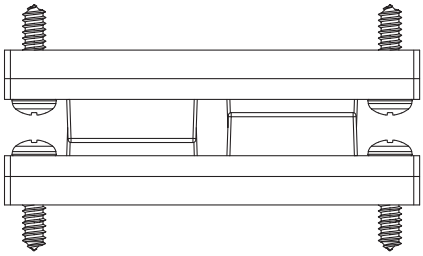

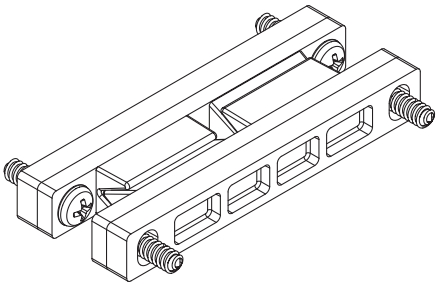

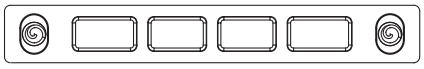

APPLICAZIONE / *APPLICATION*

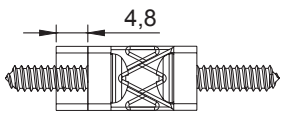

CE

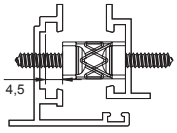

R40

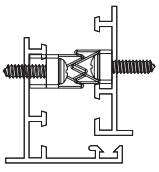

CE 10

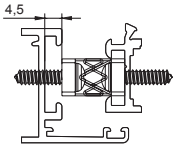

CW

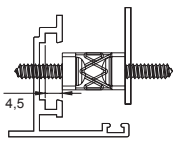

Tranciare l'aletta dell'anta oppure sfondare lateralmente l'asola della basetta
Cut off the wing of the leaf or break the side slot of the base

1D

ROSTRO PER CHIUSURE ANTIEFFRAZIONE

Rostro per chiusure antieffrazione | Anti-burglary additional locking point | Gâche invisible pour fermetures anti-effraction | Punto de cierre suplementario anti-intrusión



Corpo in alluminio estruso, perno, viti e grano in acciaio inox

Extruded aluminium body, pins, screw and setscrew in stainless steel

Corps en aluminium extrudé; pion et vis en acier inox

Cuerpo in aluminio extruido, perno, tornillos y tornillos prisioneros de acero inoxidable

ART.	4228			
Imballo | Package | Conditionnement | Embalaje	20 Pz			
Finiture disponibili | Available finishes Finitions disponibles | Acabados disponibles	1	2	3	4

ART.	NODO / *SECTION*
4228	A01 - A05 - A08 A20 - A21 - A22 - A23

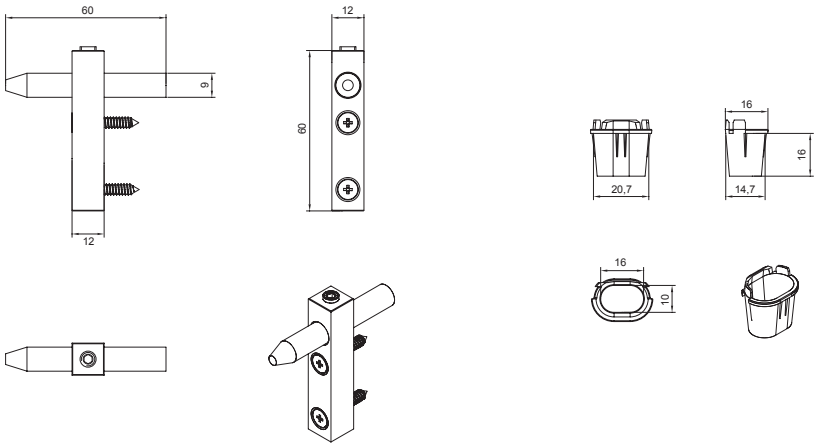

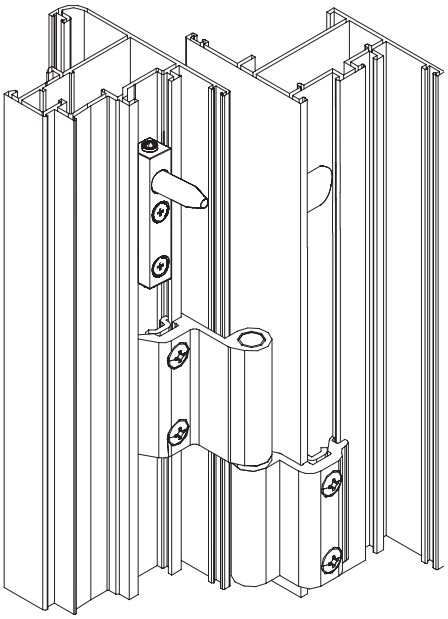

SPORGENZA PERNO IN FUNZIONE DELLA TIPOLOGIA DI CERNIERA
PIN SIZE ACCORDING TO THE TYPE OF HINGE

A	TIPOLOGIA CERNIERE | *TYPE OF HINGES*
20	Top Rapid | Cerniere a Pettine | Ween | Top Rapid | Comb Hinge| Ween | Ween Hide 110 | Ween Hide 110 ERRE | Ween Hide 180 | Dinamika
30	Slim Rapid | Top Rapid long hinge

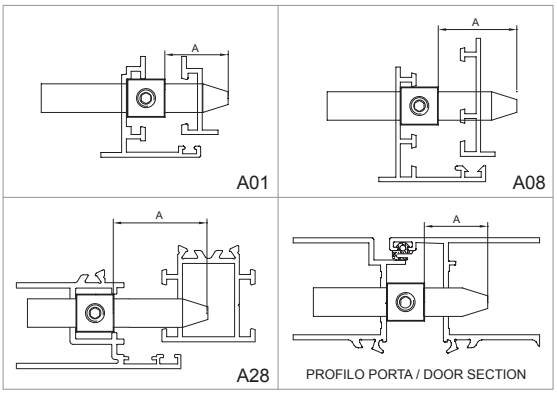

Anta Camera Europea
Euro Groove Sash

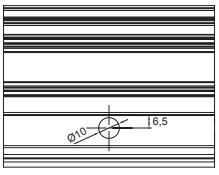

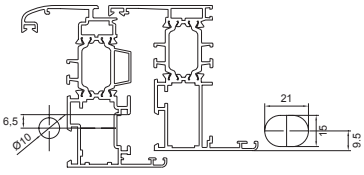

Telaio Camera Europea
Euro Groove Frame

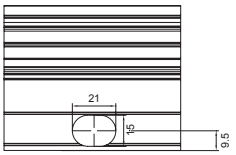

Anta Cava Erre
Erre Groove Sash

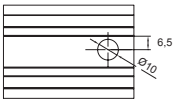

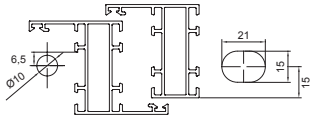

Telaio Cava Erre
Erre Groove Frame

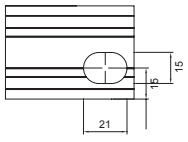

CLARCK
SERRATURA AMBIDESTRA

Serratura ambidestra | Ambidextrous lock
Serrure ambidextre | Cerradura ambidiestra



Corpo in zama verniciata; incontro e viti autofilettanti in acciaio inox; spessori in nylon; viti in acciaio zincato.

Painted zamak body; stainless steel junction and self-threading screws; nylon sliders; galvanized steel screws.

Painted zamak body; stainless steel junction and self-threading screws; nylon sliders; galvanized steel screws.

Cuerpo de zamac laqueado; cerradero y tornillos autorroscantes de acero inox; espesores de nylon; tornillos de acero galvanizado.

ART.	3021 | 3022 | 3023 3024 | 3024.10				3025 | 3025.10			
Imballo | Package | Conditionnement | Embalaje	10 Pz				10 Pz			
Finiture disponibili | Available finishes Finitions disponibles | Acabados disponibles	1	2	3	4	1	2	3	4

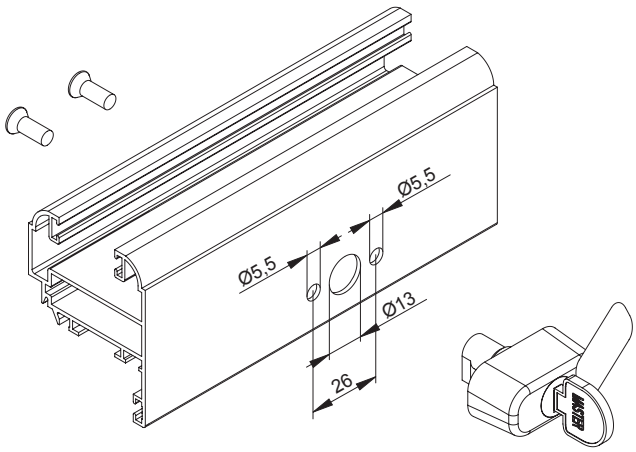

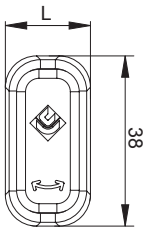

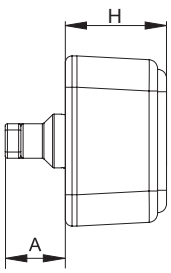

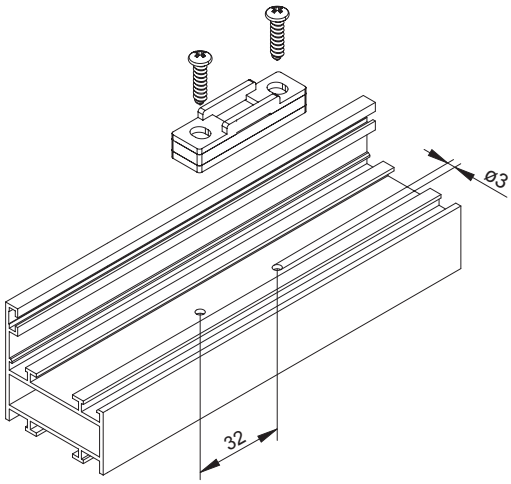

DESCRIZIONE *DESCRIPTION*	CILINDRO *KEY*	ART.	L	H	A
Serratura *Lock*		3021	19	20	17
		3022	19	20	18
Serratura con chiave a quadro *Lock with square key*	■	3023	20.5	20	15
		3024	20.5	20	17
Serratura con chiave a triangolo *Lock with triangle key*	▲	3024.10	20.5	20	17
Chiave a quadro *Square key*	■	3025	-	-	-
Chiave a triangolo *Triangle key*	▲	3025.10	-	-	-

VENTILATION SASH

1D | 2,5 | Ø8

Kit di chiusura per anta a doppia azione battente e limitata | Closing kit for casement and limited opening | Kit de cierre para apertura batiente y limitada | Kit de fermeture pour vantail à double action battante et limitée



Riscontri di chiusura in zama. Riscontro braccio in alluminio estruso. Telaio braccio in zama e leva in acciaio inox.

Zamak closing strikers. Extruded aluminum striker for the arm. Zamak frame of the arm and stainless steel lever.

Gâches de fermeture en zamak. Gâche compas en aluminium extrudé. Corps compas en zamak et levier en acier inox.

Cerraderos en zamac. Cerradero del compás en aluminio extruido. Estructura del compás en zamac y palanca en acero inox.

ART.	3830.1			
Imballo | Package | Conditionnement | Embalaje	10 Pz			
Finiture disponibili | Available finishes Finitions disponibles | Acabados disponibles	1	2	3	4

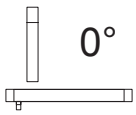

Chiusa
Closed

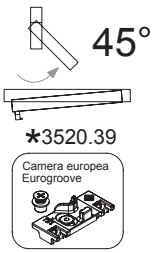

Microventilata
Microventilation

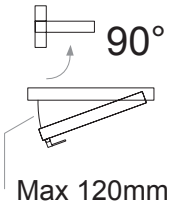

Ventilata
Ventilation

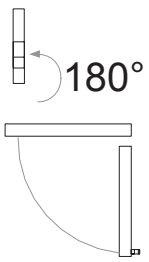

Aperta
Fully Opened

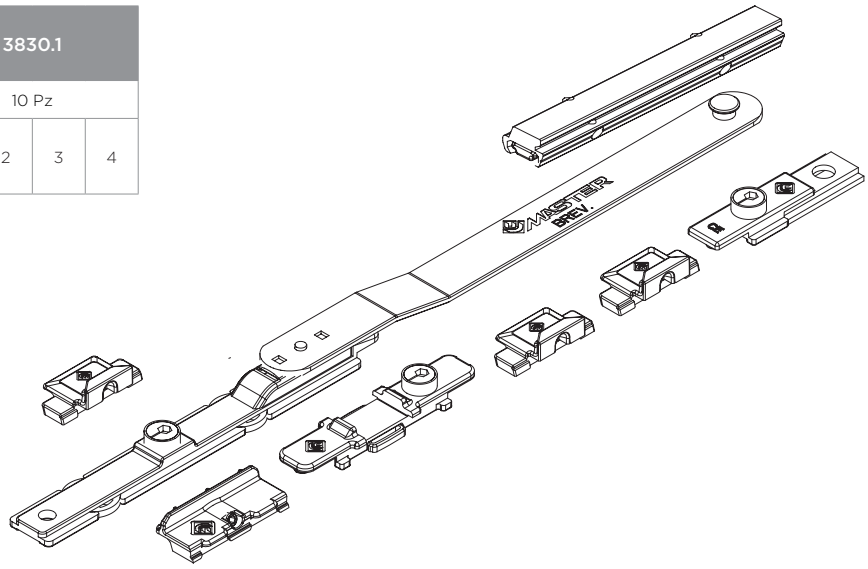

ART.	NODO | *SECTION*
3830.1	A01 - A05 - A20 - A21 - A22

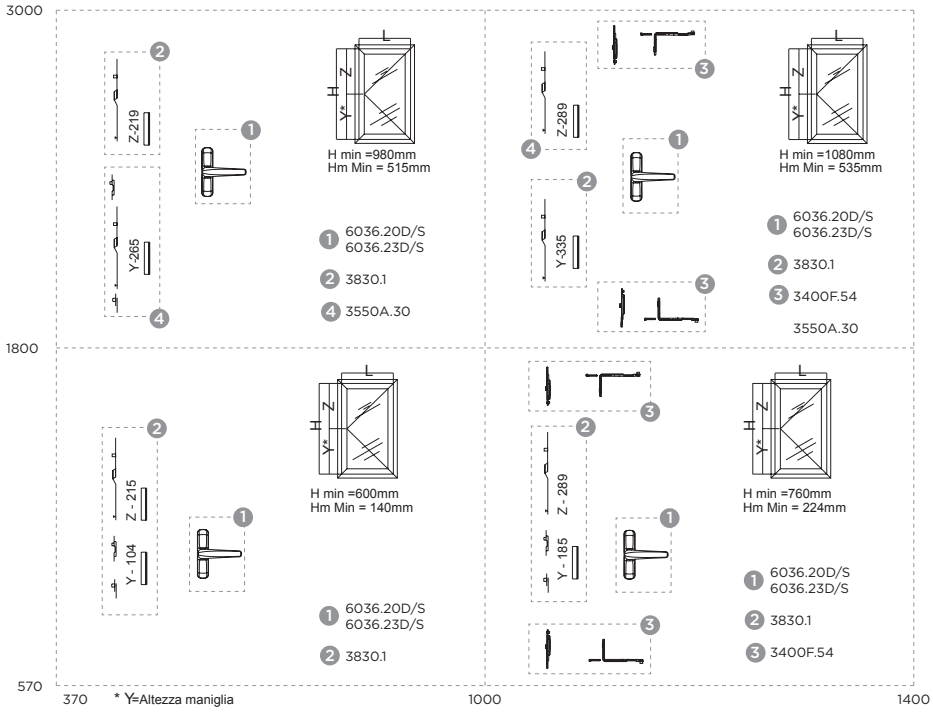

FAST OUT

CHIUSURA MULTIPUNTO
A MONTAGGIO RAPIDO PER PERSIANE

Chiusura multipunto a montaggio rapido per persiane | Fast mounting multipoint closure for shutters | Fermeture multipoints a montage rapide pour persiennes | Cierre multipunto de montaje rápido para mallorquina



Chiusura in acciaio inox; clip in nylon; riscontri in zama.

Stainless steel closure; nylon clip; zamak handles.

Fermeture en acier inox; clip en nylon; gâches en zamak.

Cierre de acero inox; clip de nylon, cerraderos de zamac.

ART.	6151.2 | 6153.2 | 6155.3 | 6161.2 | 6163.2 | 6165.3				6151.10 | . 11 | .12 | .13 | .15 | .16 6153.10 | . 11 | . 12 | .13 | .15 | .16 6155.10 | . 11 | . 12 | .13 | .15 | .16			
Imballo | Package | Conditionnement | Embalaje	4 Pz				8 Kit			
Finiture disponibili | Available finishes Finitions disponibles | Acabados disponibles	1	2	3	4	1	2	3	4

Chiusura | *Locking system*

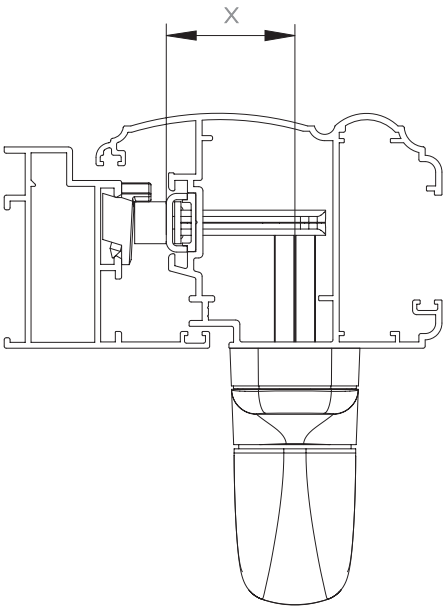

Kit

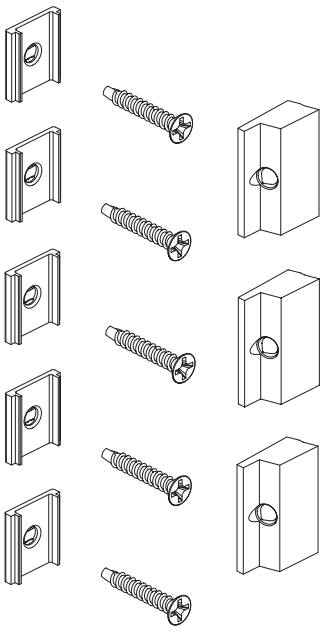

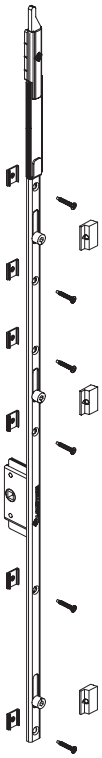

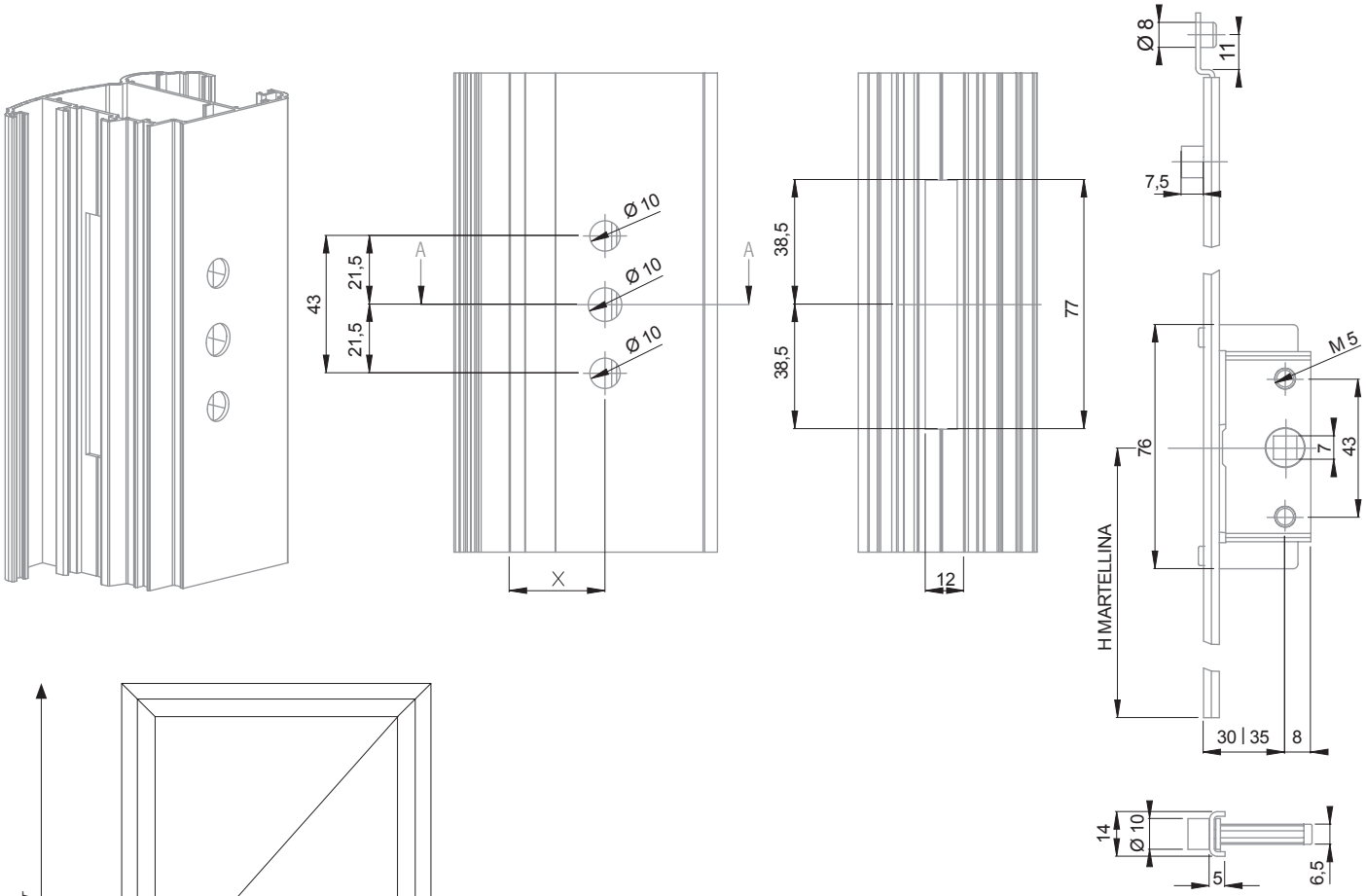

ART	LUNGHEZZA	H MANIGLIA	H MINIMA ANTA	X (ENTRATA)
	LENGHT	*HANDLE HEIGHT*	*SASH MINIMUM HEIGHT*	*X (BACKSET)*
6151.2	600 mm	250 mm	750 mm	30 mm
6153.2	1000 mm	260 mm	1150 mm	30 mm
6155.3	1600 mm	800 mm	1750 mm	30 mm
6161.2	600 mm	250 mm	750 mm	35 mm
6163.2	1000 mm	260 mm	1150 mm	35 mm
6165.3	1600 mm	800 mm	1750 mm	35 mm

ENTRATA 30 | *BACKSET 30*						
ESTRUSORE *EXTRUDER*	**SERIE** *SERIES*	**CODICE PROFILO** *PROFILE CODE*	**KIT 600mm**	**KIT 1000mm**	**KIT 1600mm**	**X**
DEMAL	Prestige 46	ML241 | 276 | 277	---	6153.11	6155.11	30
INDINVEST	Wing 40	32699	---	6153.16	6155.16	29
METRA	Nuovo NC 40	NC 4357	---	6153.16	6155.16	31
NOVAL	SKY42	NL051	---	6153.11	6155.11	29
EKU Sistemi (Gruppo Profilati)	Eku Kompact	11097 | 14544	6151.10	6153.10	6155.10	29
TOMA	Atlantis 40	AZ2069 | 2082 | 2083	---	6153.16	6155.16	30
VARIE VARIOUS	Laser	MT4057 | 4084 | 4096	6151.10	6153.10	6155.10	30

ENTRATA 30 | *BACKSET 30*						
ESTRUSORE *EXTRUDER*	**SERIE** *SERIES*	**CODICE PROFILO** *PROFILE CODE*	**KIT 600mm**	**KIT 1000mm**	**KIT 1600mm**	**X**
AL SISTEM	Planet 45	PL2301	6151.10	6153.10	6155.10	34
	Planet 50 TT	TT5136	---	6153.11	6155.11	35,5
	Planet 62 TT	TT6137	---	6153.11	6155.11	35,5
DFV	Classic	CL48051 | CL53055	6151.10	6153.10	6155.10	35
EKU Sistemi (Gruppo Profilati)	EKU 60TT	TTE508	6151.10	6153.10	6155.10	34
	EKU 80TT	TTE708	6151.10	6153.10	6155.10	34
HYDRO	Domal Extratermic 62	1210244	6151.10	6153.10	6155.10	35
	Domal Stopper	27584	6151.10	6153.10	6155.10	35
INDINVEST	Gold 400	40108	6151.10	6153.10	6155.10	34
	Gold 450	45068	6151.10	6153.10	6155.10	34
NOVAL	SKY42	NL016	6151.10	6153.10	6155.10	34
SAPA	Erre 40	800696	---	---	---	33
TOMA	Atlantis 45	AZ4545 | 4570	6151.10	6153.10	6155.10	34

1D

SERRATURA MULTIPUNTO

Serratura multipunto da montante bidirezionale aste esterne | Bidirectional multipoint locking for side upright with external rods | Serrure multipoints pour montant bidirectionnel - tiges extérieures | Bloqueo multipunto bidireccional con varillas externas para posición vertical



Materiali Vari. | Various materials. | Matériaux divers. | Varios materiales.

ART.	ALL			
Imballo | Package | Conditionnement | Embalaje	10 Pz			
Finiture disponibili | Available finishes Finitions disponibles | Acabados disponibles	1	2	3	4

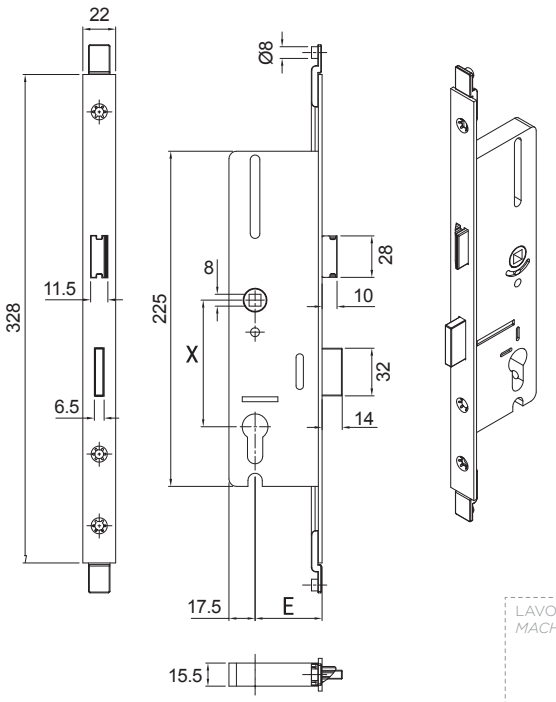

Art. 5303.6

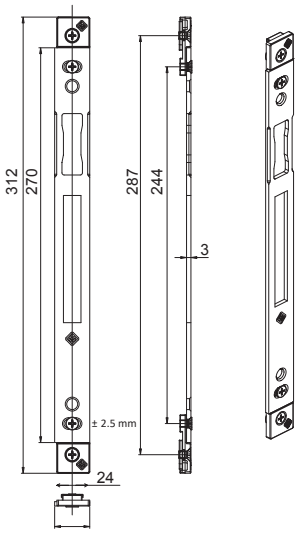

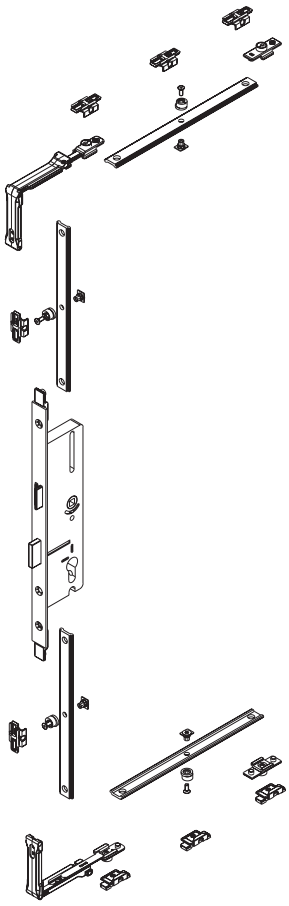

LAVORAZIONI
MACHINING

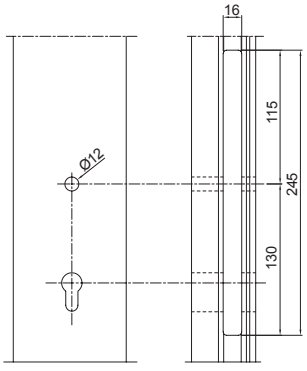

CHIUSURA
CLOSING

APERTURA
OPENING

CORSA
STROKE

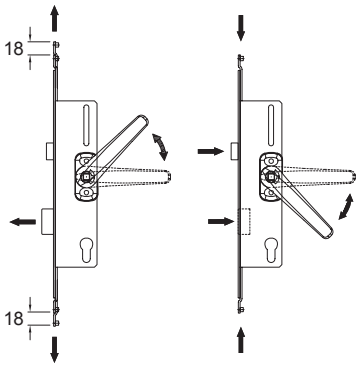

CORSA
STROKE

ART.	ENTRATA *BACKSET (E)*	INTERASSE *INTERAXIS (X)*	FRONTALE *FRONT*	NODO *SECTION*	CONTROPIASTRA *COUNTERPLATE*
5300.35	35	85	22	A01 - A03 - A05 A20 - A21 - A22	5303.1 5303.6
5300.45	45	85	22		
5301.35	35	92	22		
5301.45	45	92	22		

CONTROPIASTRA REGOLABILE

Contropiastra regolabile | Adjustable counterplate |
Gâche réglable | Contraplaca regulable



Contropiastra, viti e camme in acciaio inox.

Cointerplates, screw and cams in stainless steel

Gâche, vis et cames en acier inox

Contraplaca, tornillos y levas de acero inoxidable

ART.	5303.1			
Imballo | Package | Conditionnement | Embalaje	10 Pz			
Finiture disponibili | Available finishes Finitions disponibles | Acabados disponibles	1	2	3	4

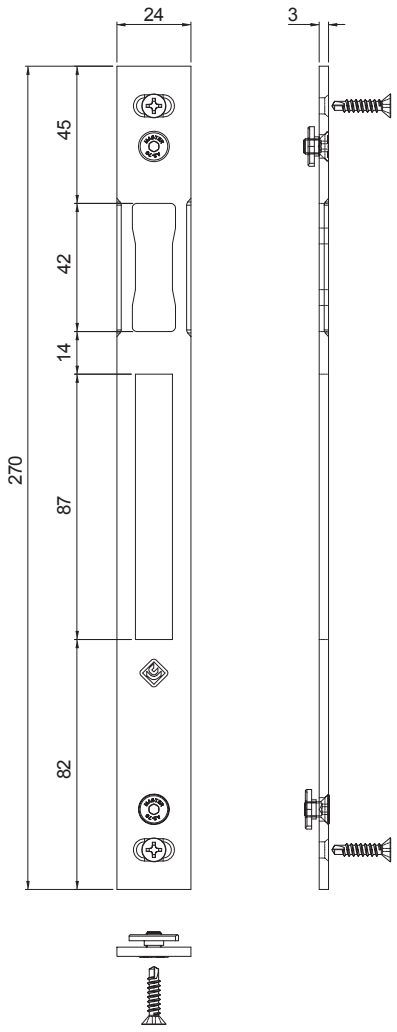

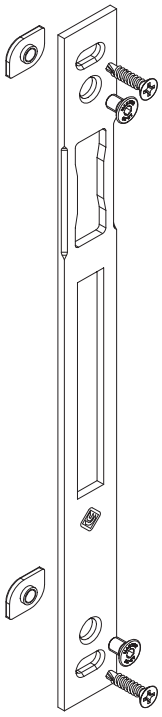

ART.	NODO / *SECTION*
5303.1	A01 - A03 - A05 - A20 - A21 - A22

TOPFLEX

SERRATURA DA MONTANTE TRIPLICE

1D 5

Serratura da montante triplice | 3 locking point vertical lock | Serrure vertical trois point de fermeture | Cerradura de jamba, triple



Materiali Vari. | Various materials. | Matériaux divers. | Materiales varios.

ART.	5321.40				5303.5				5303.3				5321.1			
Imballo | Package | Conditionnement | Embalaje	1 pz				5 cp				10 pz				10 cp			
Finiture disponibili | Available finishes Finitions disponibles | Acabados disponibles	1	2	3	4	1	2	3	4	1	2	3	4	1	2	3	4

Art.5321.1
in abbinamento a kit aste di chiusura 3626.4X
combined with locking rod kit 3626.4X

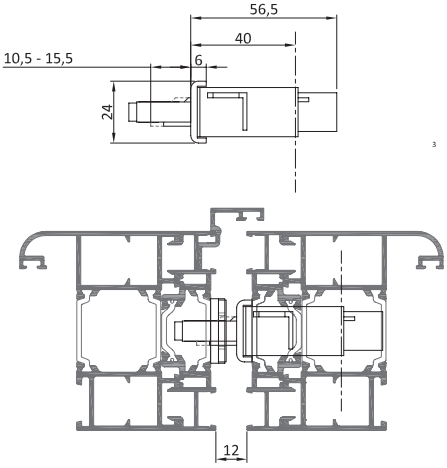

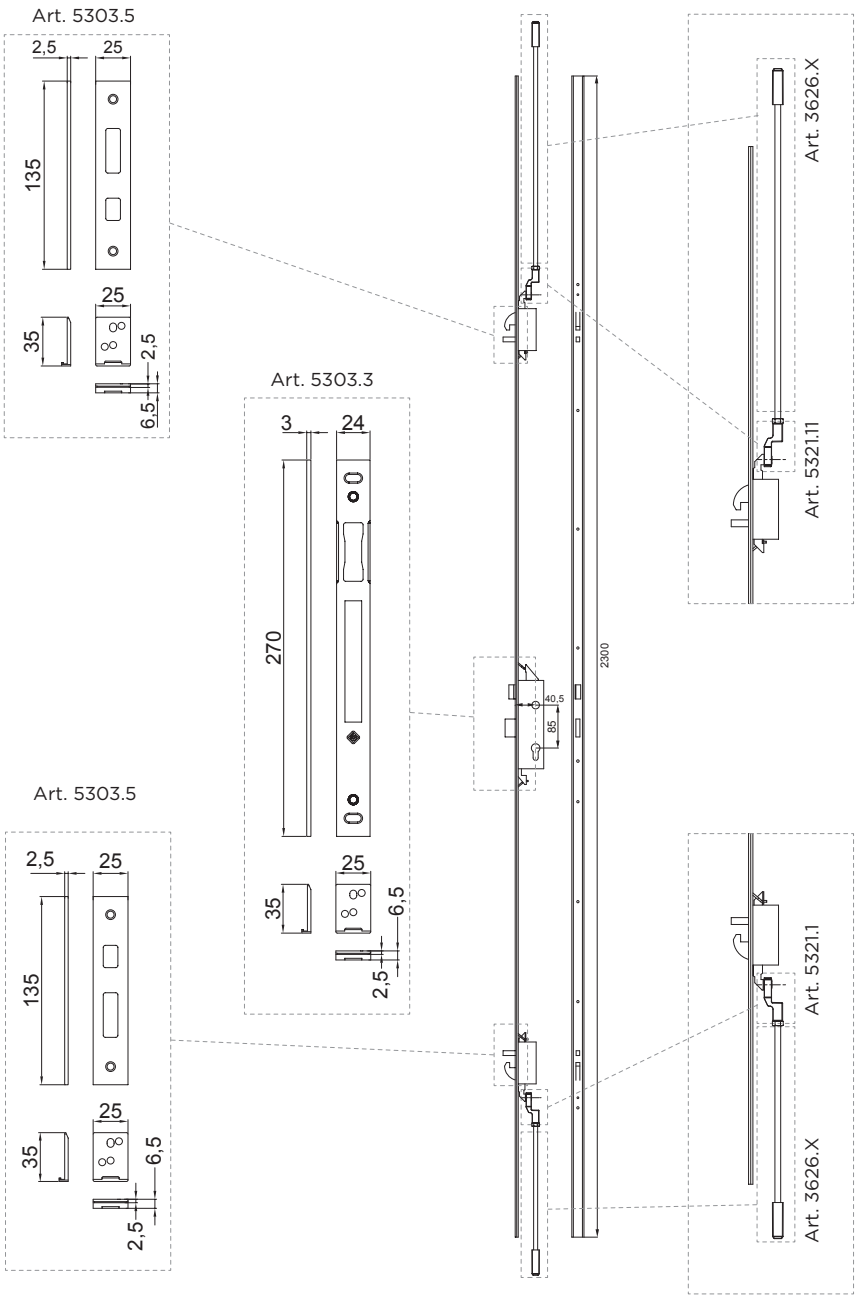

DESCRIZIONE DESCRIPTION	Art.
Serratura da montante triplice. Entrata 40 mm, interasse 85 mm *3 locking point vertical lock.* *Backset 40 mm, interaxis 85 mm*	5321.40
Contropiastra regolabile per serratura multipunto *Adjustable counterplate for multipoint lock*	5303.3
Contropiastre per deviatori serratura multipunto *Counterplates for divertes multipoint lock*	5303.5
Kit chiusure supplementari per serratura triplice *Additional locking kit for 3 locking point vertical lock*	5321.1

ANTA RIBALTA
TILT AND TURN
OSCILLO-BATTANT
OSCILOBATIENTES

PROGRAMMA WEEN
WEEN PROGRAM

LA GAMMA COMPLETA DI SOLUZIONI PER SISTEMI ANTA RIBALTA
THE COMPLETE RANGE OF SOLUTIONS FOR TILT AND TURN SYSTEMS

MOVIMENTAZIONI MONODIREZIONALI SHARK
SHARK ONE-WAY MOVEMENT

ENTRATA / *ENTRY* 3,3

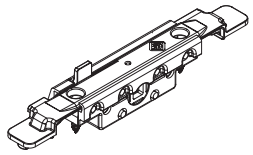

ENTRATA / *ENTRY* 9,5

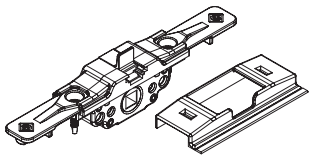

ENTRATA / *ENTRY* 11,5

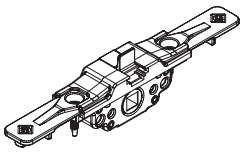

WEEN KIT CHIUSURE
WEEN CLOSING KIT

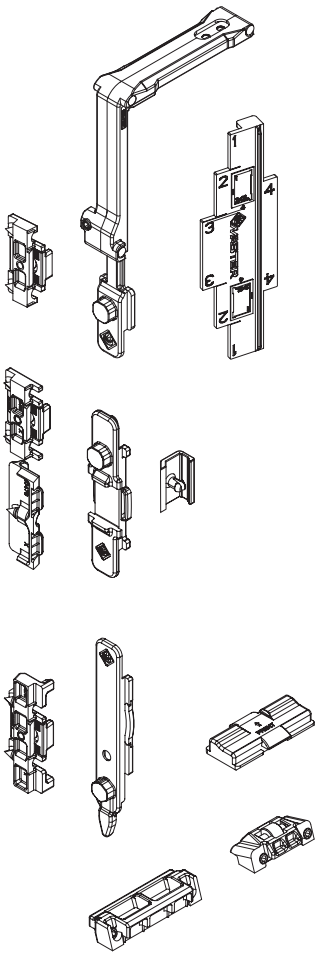

BRACCIO E CHIUSURE SUPPLEMENTARI | *ADDITIONAL ARM AND CLOSING KIT*

KIT BRACCIO SUPPLEMENTARE
ADDITIONAL ARM

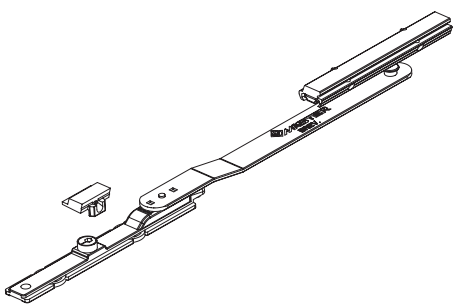

KIT CHIUSURE
KIT LOCKING POINT

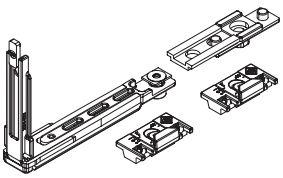

KIT CHIUSURE ORIZZONTALI INFERIORI
EXTRA LOCKING POINT

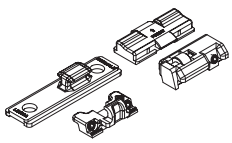

PUNTO DI CHIUSURA ANTIEFFRAZIONE
BURGLARY RESISTANT LOCKING POINT

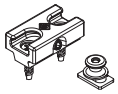

WEEN HIDE 180°

WEEN HIDE 180 CERNIERE A SCOMPARSA CON APERTURA 180° - Portata fino a 150 Kg
WEEN HIDE 180 HINGES WITH 180° OPENING - LOAD UP TO 150 KG

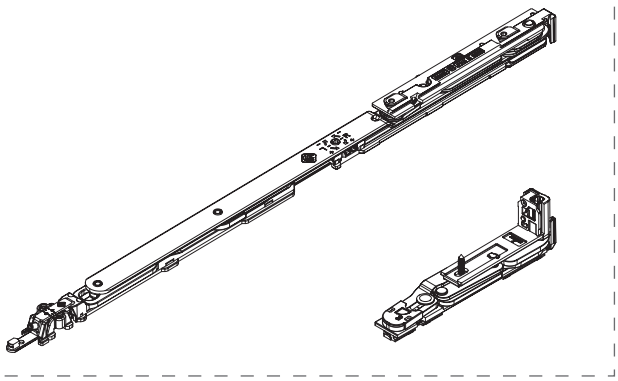



WEEN HIDE 110°

WEEN HIDE 110 CERNIERE A SCOMPARSA CON APERTURA 110° - Portata fino a 150 Kg
WEEN HIDE 110 HINGES WITH 110° OPENING - Load up to 150 Kg

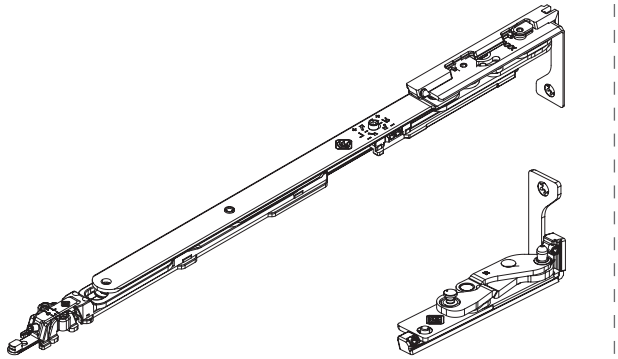

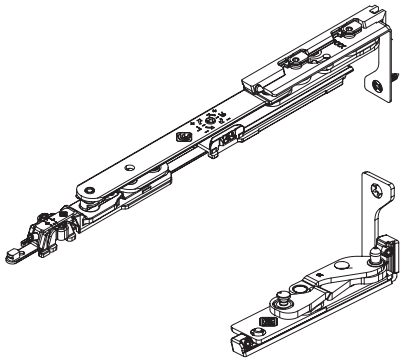

WEEN 100/160 kg

WEEN KIT CERNIERE E BRACCIO - Portata fino a 160 Kg
WEEN KIT HINGES AND ARMS - Load up to 160 Kg

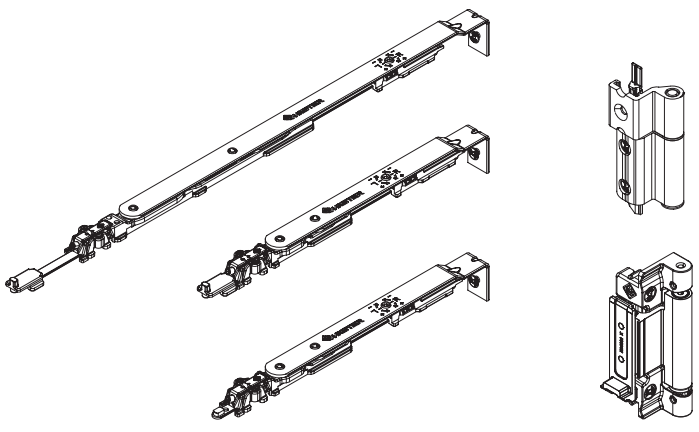

WEEN KIT CONVERSIONE 160 kg
WEEN CONVERSION KIT

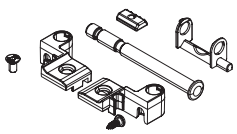

WEEN KIT CERNIERE 160 Kg
WEEN HINGES

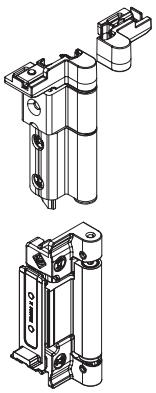

WEEN KIT CHIUSURE

1D | 2,5 | 3 | Ø8

Kit chiusure Ween | Ween closing kit | Kit de fermeture Ween | Kit de cierre Ween



Rinvio d'angolo, terminali e riscontri in zama.

Corner return, terminals and handles in zamak.

Renvoi d'angle, embout de tringle et gâches en zamak.

Reenvío de ángulo Bloqueo y cerradero de zamac.

ART.	3320F.1				3320LF.1			
Imballo | Package | Conditionnement | Embalaje	5 Kit				5 Kit			
Finiture disponibili | Available finishes Finitions disponibles | Acabados disponibles	1	2	3	4	1	2	3	4

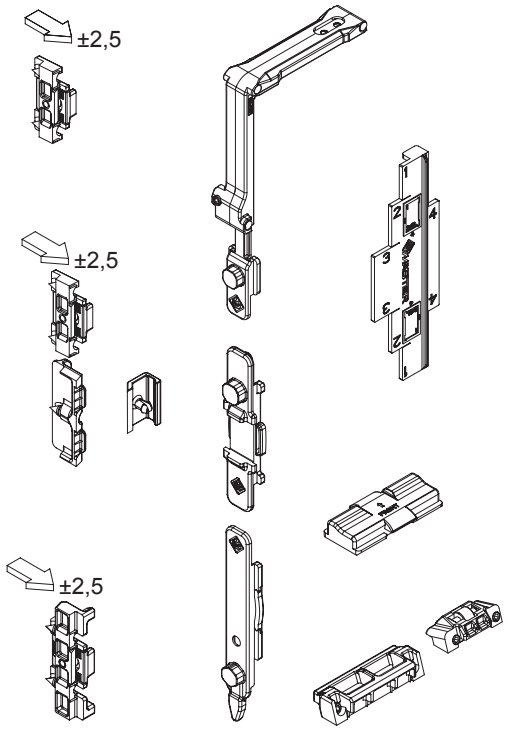

Art. 3320F.1
Kit base standard con **antifalsamanovra sulla cremonese**
*Standard kit with **anti-false manoeuvre on cremone bolt (AFM)***

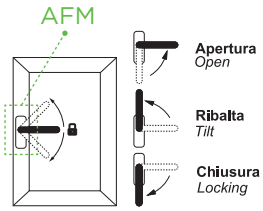

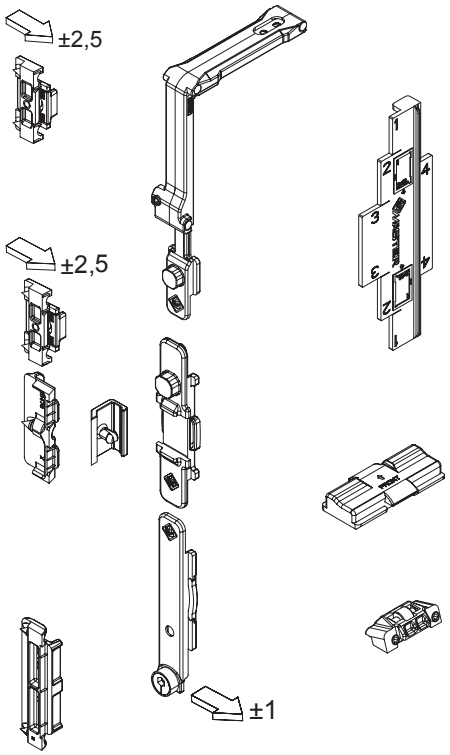

Art. 3320LF.1
Kit base manovra logica con **antifalsamanovra sulla cremonese**
*Logic version with **anti-false manoeuvre on cremone bolt (AFM)***

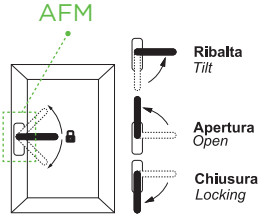

ART.	NODO | *SECTION*
3320F.1 | 3320LF.1	A01 - A03 - A05 - A20 - A21 - A22

WEEN KIT CHIUSURE

1D | 2,5 | 3 | Ø8

Kit chiusure Ween | Ween closing kit | Kit de fermeture Ween | Kit de cierre Ween



Rinvio d'angolo, terminali e riscontri in zama.

Corner return, terminals and handles in zamak.

Renvoi d'angle, embout de tringle et gâches en zamak.

Reenvío de ángulo Bloqueo y cerradero de zamac.

ART.	3320F.3				3320LF.3			
Imballo | Package | Conditionnement | Embalaje	5 Kit				5 Kit			
Finiture disponibili | Available finishes Finitions disponibles | Acabados disponibles	1	2	3	4	1	2	3	4

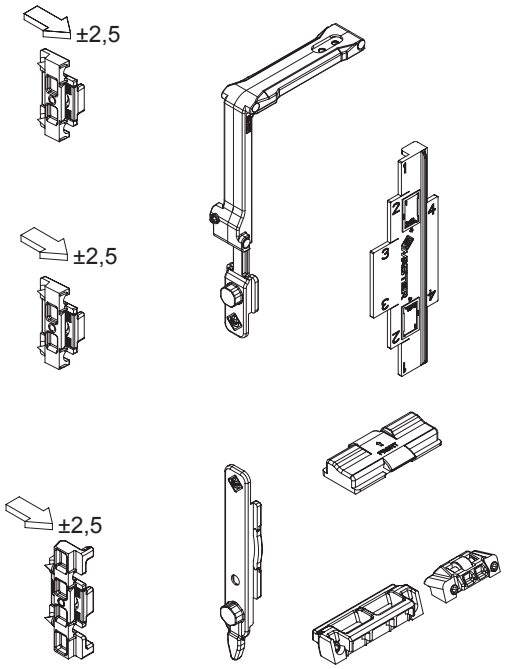

Art. 3320F.3
Kit base standard con **antifalsamanovra sulla movimentazione**
*Standard kit with **anti-false manoeuvre on one way movement***

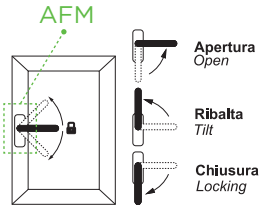

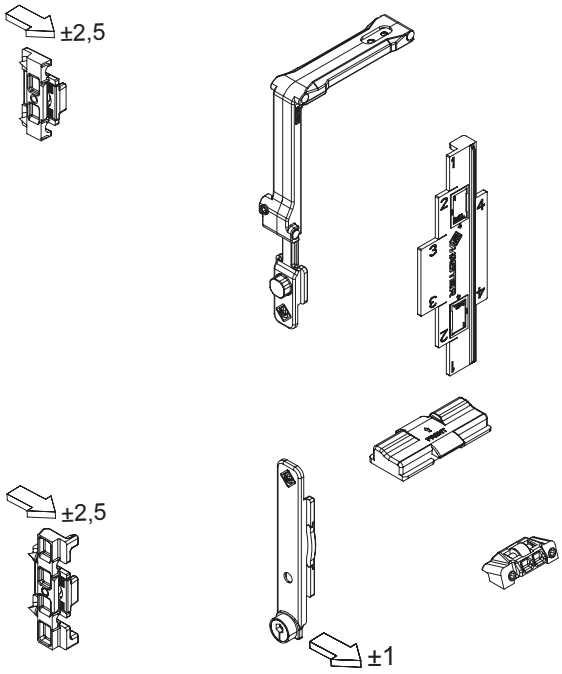

a

Art. 3320LF.3
Kit base manovra logica con **antifalsamanovra sulla movimentazione**
Logic version with **anti-false manoeuvre on one way movement**

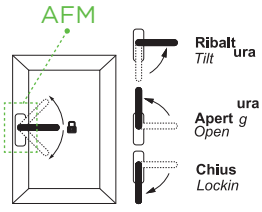

Solo in abbinamento alle movimentazioni Shark | *Only combined with shark one-way movement*

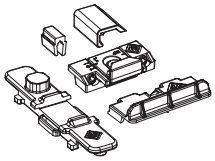

Art. 6111.15
Kit di conversione per abbinamento con cremonese
Conversion kit to combine with cremone bolt

ART.	NODO | *SECTION*
3320F.3 | 3320LF.3	A01 - A03 - A05 - A20 - A21 - A22

WEEN KIT CHIUSURE

1D | 2,5 | 3 | Ø8

Kit chiusure Ween | Ween closing kit | Kit de fermeture Ween | Kit de cierre Ween



Rinvio d'angolo, terminali e riscontri in zama.

Corner return, terminals and handles in zamak.

Renvoi d'angle, embout de tringle et gâches en zamak.

Reenvío de ángulo Bloqueo y cerradero de zamac.

ART.	3320F.2				3320F.4			
Imballo | Package | Conditionnement | Embalaje	5 Kit				5 Kit			
Finiture disponibili | Available finishes Finitions disponibles | Acabados disponibles	1	2	3	4	1	2	3	4

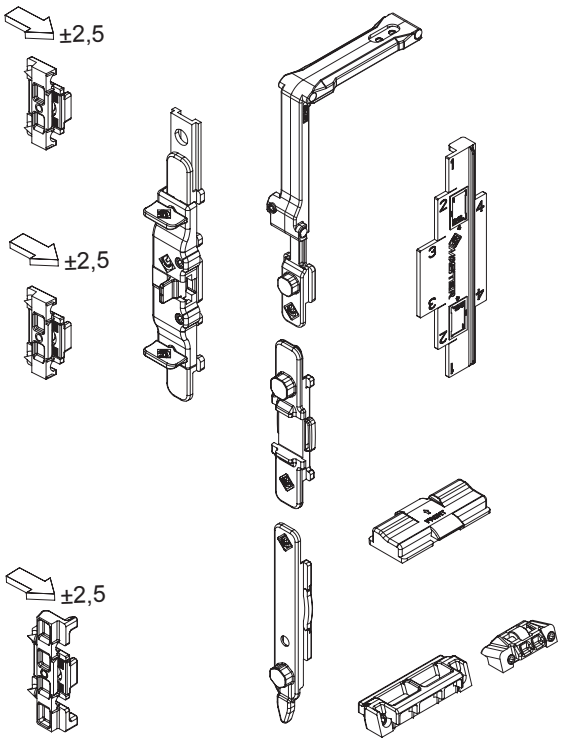

Art. 3320F.2
Kit base standard con **antifalsamanovra superiore**
*Standard kit with **upper anti-false manoeuvre (AFM)***

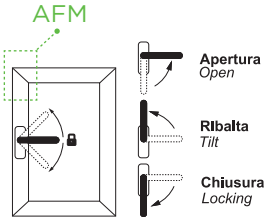

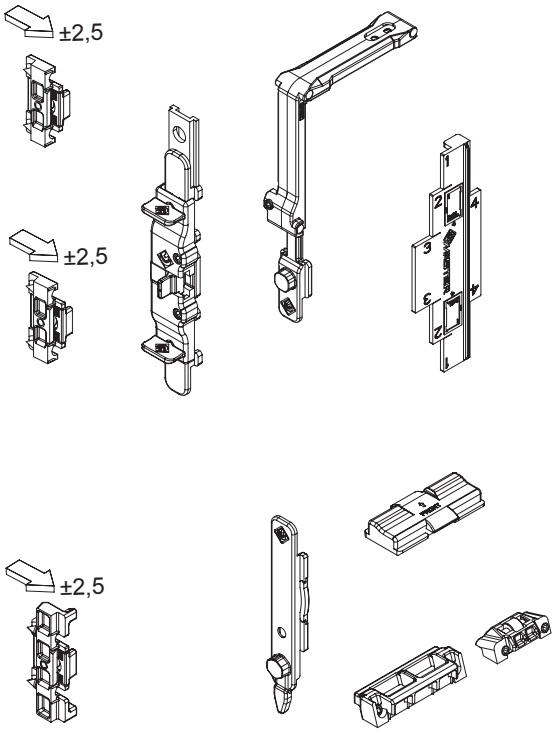

Art. 3320F.4
Kit base standard con **antifalsamanovra superiore**
*Standard kit with **upper anti-false manoeuvre (AFM)***

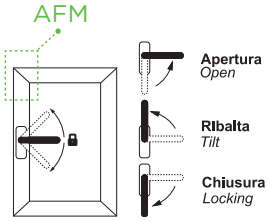

Solo in abbinamento alle movimentazioni Shark o con kit di conversione per abbinamento con cremonese Art. 6111.15
Only combined with shark one-way movement or with conversion kit to combine with cremone bolt Art. 6111.15

ART.	NODO | *SECTION*
3320F.2 | 3320F.4	A01 - A03 - A05 - A20 - A21 - A22

WEEN KIT CHIUSURE

1D | 2,5 | 3 | Ø8

Kit chiusure Ween | Ween closing kit | Kit de fermeture Ween | Kit de cierre Ween



Rinvio d'angolo, terminali e riscontri in zama, punti di chiusura regolabili con ghiera in ottone.

Zamac corner transmission and strikers, adjustable locking points with brass ferrule.

Renvoi d'angle, terminales et gâches en zamak, points de fermeture réglables avec rouleau en laiton.

Angulo de reenvío, puntales y cerraderos en zamac, puntos de cierre regulables con anillo en latón.

ART.	3320G.1				3320LG.1			
Imballo | Package | Conditionnement | Embalaje	5 Kit				5 Kit			
Finiture disponibili | Available finishes Finitions disponibles | Acabados disponibles	1	2	3	4	1	2	3	4

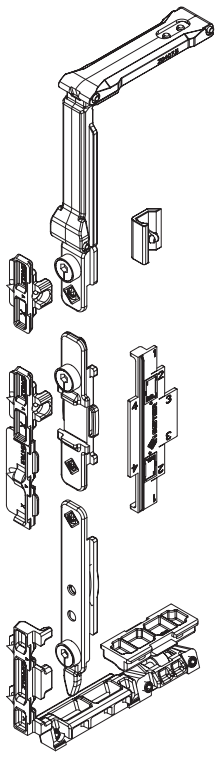

Art. 3320G.1
Kit base standard con **antifalsamanovra sulla cremonese**
*Standard kit with **anti-false manoeuvre on cremone bolt (AFM)***

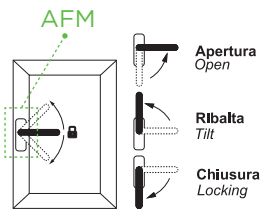

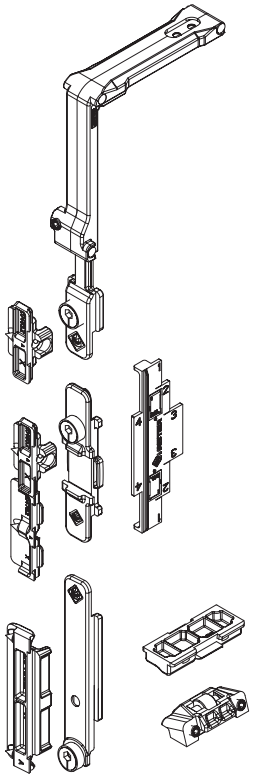

Art. 3320LG.1
Kit base manovra logica con **antifalsamanovra sulla cremonese**
*Logic version with **anti-false manoeuvre on cremone bolt (AFM)***

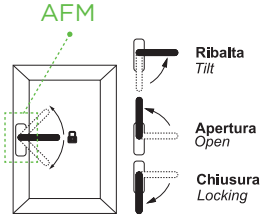

ART.	NODO | *SECTION*
3320G.1 | 3320LG.1	A01 - A03 - A05 - A20 - A21 - A22

WEEN KIT CHIUSURE

1D | 2,5 | 3 | Ø8

Kit chiusure Ween | Ween closing kit | Kit de fermeture Ween | Kit de cierre Ween



Rinvio d'angolo, terminali e riscontri in zama, punti di chiusura regolabili con ghiera in ottone.

Zamac corner transmission and strikers, adjustable locking points with brass ferrule.

Renvoi d'angle, terminales et gâches en zamak, points de fermeture réglables avec rouleau en laiton.

Angulo de reenvío, puntales y cerraderos en zamac, puntos de cierre regulables con anillo en latón.

ART.	3320G.3				3320LG.3			
Imballo | Package | Conditionnement | Embalaje	5 Kit				5 Kit			
Finiture disponibili | Available finishes Finitions disponibles | Acabados disponibles	1	2	3	4	1	2	3	4

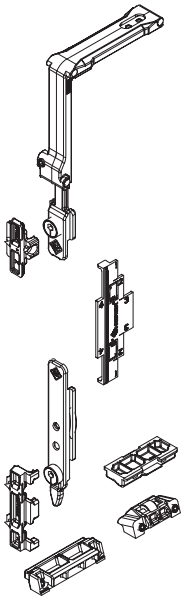

Art. 3320G.3
Kit base manovra logica con **antifalsamanovra sulla movimentazione**
Logic version with **anti-false manoeuvre on one way movement**

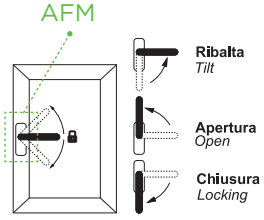

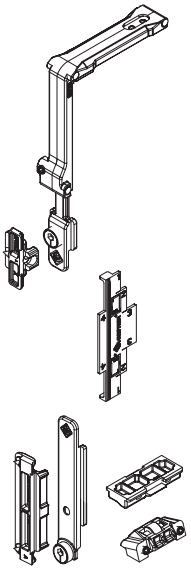

Art. 3320LG.3
Kit base manovra logica con **antifalsamanovra sulla movimentazione**
Logic version with **anti-false manoeuvre on one way movement**

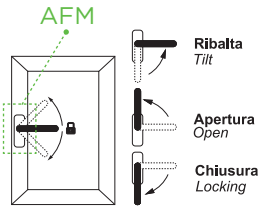

Solo in abbinamento alle movimentazioni Shark | *Only combined with shark one-way movement*

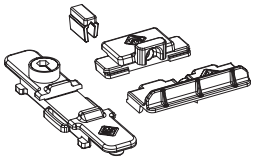

Art. 6111.13
Kit di conversione per abbinamento con cremonese
Conversion kit to combine with cremone bolt

ART.	NODO | *SECTION*
3320G.3 | 3320LG.3	A01 - A03 - A05 - A20 - A21 - A22

WEEN HIDE 180

GRUPPO CERNIERE ANTA RIBALTA

2D | 2,5 | 3

Kit cerniere a scomparsa per A/R | Concealed hinge kit for T&T | Kit paumelles invisibles por O/B | Kit bisagras ocultas para O/B



Leve e pioli in acciaio inox, supporto e corpo di regolazione in zama.
Portata massima: 130 Kg - 150 Kg in abbinamento a 3310.50

Lever and rods in stainless steel, support and adjustment body in zamak.
Maximum capacity: 130 Kg - 150 Kg in combination with 3310.50

Levers et pion en acier inox, support et corps de r glage en zamak.
Charge maximale: 130 Kg - 150 Kg en combinaison avec 3310.50

Palancas y ganchos en acero inoxidable, soporte y cuerpo de ajuste en zamac.
Capacidad m xima: 130 Kg - 150 Kg en combinaci n con 3310.50

ART.	TUTTI | ALL			
Imballo | Package | Conditionnement | Embalaje	5 Pz			
Finiture disponibili | Available finishes Finitions disponibles | Acabados disponibles	1	2	3	4

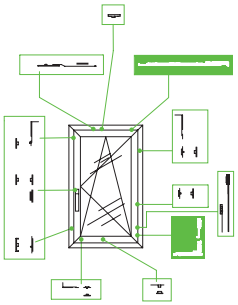

3303.10 S/D
3303L.10 S/D
3304.10 S/D
3304L.10 S/D

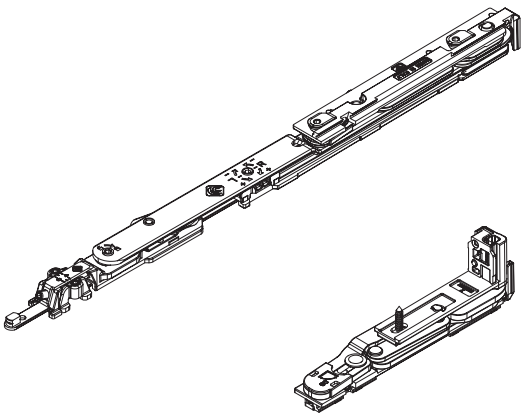

3303.11 S/D
3303L.11 S/D
3304.11 S/D
3304L.11 S/D

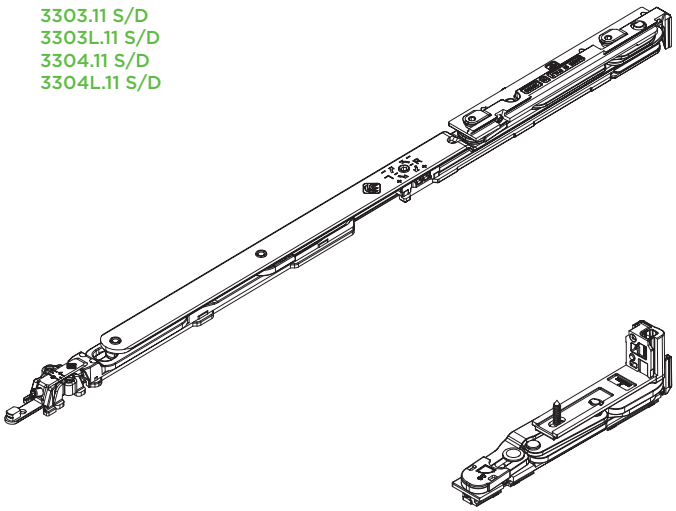

Art.	NODO | *SECTION*
3303.10 S/D | 3303L.10 S/D 3303.11 S/D | 3303L.11 S/D	A03
3304.10 S/D | 3304L.10 S/D 3304.11 S/D | 3304L.11 S/D	A01 - A05

ART.	DESCRIZIONE *DESCRIPTION*	TIPO *TYPE*
3303.10 S/D 3304.10 S/D	L anta da 470mm a 670mm *L sash from 460mm to 670mm*	Standard
3303L.10 S/D 3304L.10 S/D	L anta da 470mm a 670mm *L sash from 460mm to 670mm*	Logica Tilt before turn

ART.	DESCRIZIONE *DESCRIPTION*	TIPO *TYPE*
3303.11 S/D 3304.11 S/D	L anta da 671mm a 1700mm *L sash from 671mm to 1700mm*	Standard
3303L.11 S/D 3304L.11 S/D	L anta da 671mm a 1700mm *L sash from 671mm to 1700mm*	Logica Tilt before turn

CERNIERA SUPERIORE
UPPER HINGE

3303.20 S/D
3303L.20 S/D
3303.21 S/D
3303L.21 S/D
3304.20 S/D
3304L.20 S/D
3304.21 S/D
3304L.21 S/D



REGOLAZIONI | *ADJUSTEMENT*

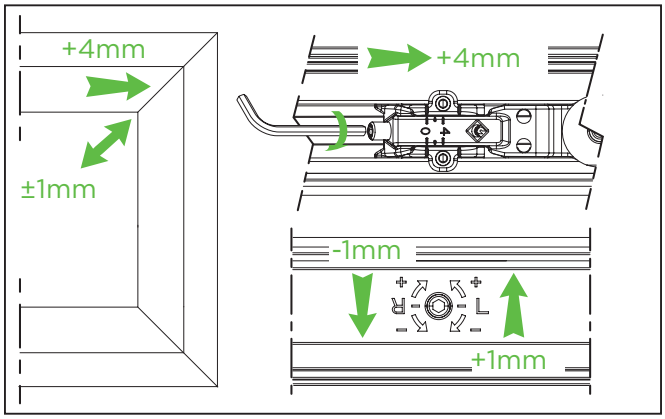

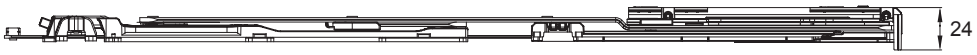



ART.	DESCRIZIONE *DESCRIPTION*	TIPO *TYPE*
3304.20 S/D 3303.20 S/D	L anta da 470mm a 670mm *L sash from 460mm to 670mm*	Standard
3304L.20 S/D 3303L.20 S/D	L anta da 470mm a 670mm *L sash from 460mm to 670mm*	Logica *Tilt before turn*
3304.21 S/D 3303.21 S/D	L anta da 671mm a 1700mm *L sash from 671mm to 1700mm*	Standard
3304L.21 S/D 3303.21 S/D	L anta da 671mm a 1700mm *L sash from 671mm to 1700mm*	Logica *Tilt before turn*

INDICAZIONI DI MONTAGGIO | *MOUNTING PHASE*

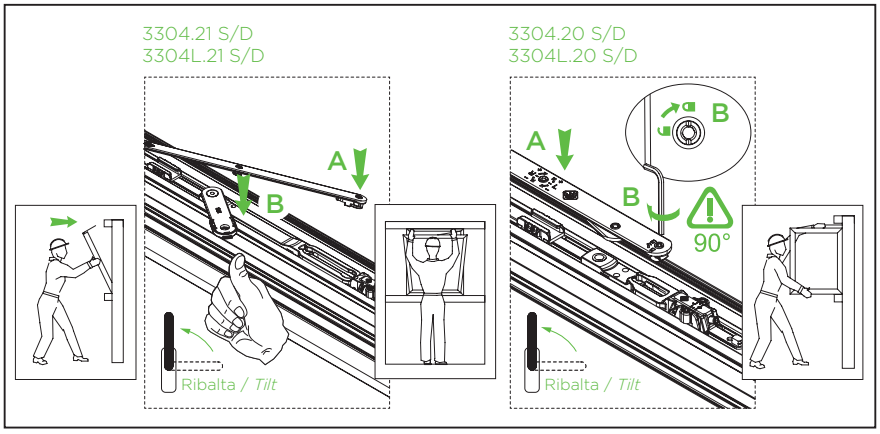

CERNIERA INFERIORE
LOWER HINGE

3304.S/D
3303

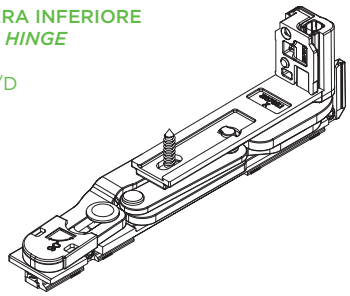

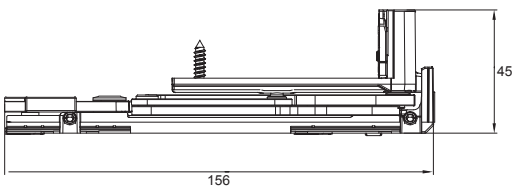

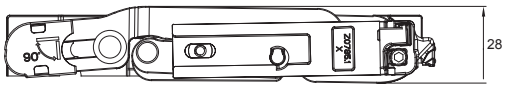

REGOLAZIONI | *ADJUSTEMENT*

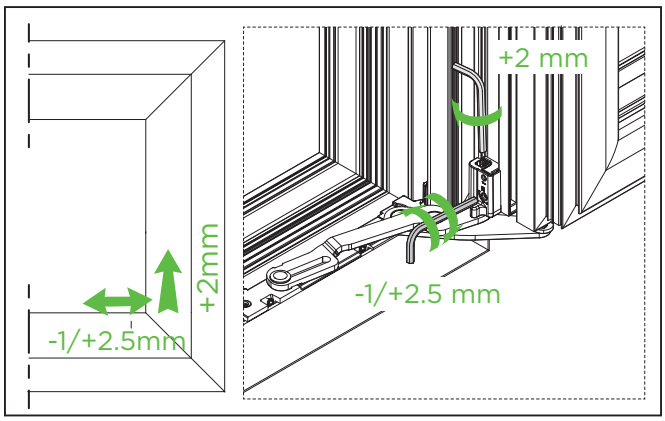

Art.	NODO | *SECTION*
3303.20 S/D | 3303L.20 S/D | 3303.21 S/D 3303L.21 S/D | 3303	A03
3304.20 S/D | 3304L.20 S/D | 3304.21 S/D 3304L.21 S/D | 3304.S/D	A01 - A05

DIAGRAMMI DI CARICO
LOAD CHART

TABELLE DI CARICO PER CONFIGURAZIONI MONOANTA
LOAD CHARTS FOR ONE SASH CONFIGURATIONS

130 kg - 180°

⚠ **Obbligatorio A3310.50 con soglie ribassate**
Mandatory A3310.50 with low threshold

Consigliato A3310.50 per portate > 110 kg
Recommended A3310.50 with weight > 100kg

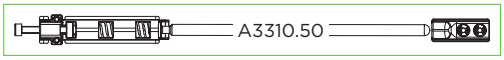

2500	50	42	35	30	26	23	21	19	17	16	15	14
2400	50	43	36	31	27	24	22	20	18	17	15	14
2300	50	45	38	32	28	25	23	21	19	17	15	15
2200	50	47	39	34	30	26	24	21	20	18	16	16
2100	50	50	41	35	31	28	25	23	21	19	17	17
2000	50	50	43	37	33	29	26	24	22	20	18	17
1900	50	50	46	39	34	30	27	25	23	21	19	18
1800	50	50	48	41	36	32	29	26	24	22	20	17
1700	50	50	50	44	38	34	31	28	25	24	20	18
1600	50	50	50	46	41	36	33	30	27	23	21	20
1500	50	50	50	50	43	39	35	32	29	24	21	21
1400	50	50	50	50	46	41	37	34	28	26	22	19
1300	50	50	50	50	50	44	40	33	30	28	24	17
1200	50	50	50	50	50	48	39	35	33	25	21	17
1100	50	50	50	50	50	47	43	39	30	22	19	13
1000	50	50	50	50	50	50	47	35	26	24	15	7
900	50	50	50	50	50	50	35	32	19	9	N.D.	N.D.
800	50	50	50	50	50	43	39	24	11	N.D.	N.D.	N.D.
700	50	50	50	50	50	50	15	N.D.	N.D.	N.D.	N.D.	N.D.
600	50	50	50	50	43	19	N.D.	N.D.	N.D.	N.D.	N.D.	N.D.
550	50	50	50	50	N.D.	N.D.	N.D.	N.D.	N.D.	N.D.	N.D.	N.D.
H / L	470	500	600	700	800	900	1000	1100	1200	1300	1400	1500

150 kg - 90°

⚠ **Obbligatorio A3310.50**
Mandatory A3310.50

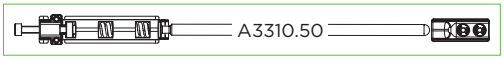

2700	50	44	37	32	28	25	22	20	19	17	16	15	14	13
2600	50	46	38	33	29	26	23	21	19	18	16	15	14	14
2500	50	48	40	34	30	27	24	22	20	18	17	16	15	14
2400	50	50	42	36	31	28	25	23	21	19	18	17	16	15
2300	50	50	43	37	33	29	26	24	22	20	19	17	16	15
2200	50	50	45	39	34	30	27	25	23	21	19	18	17	16
2100	50	50	48	41	36	32	29	26	24	22	20	19	18	15
2000	50	50	50	43	38	33	30	27	25	23	21	20	19	16
1900	50	50	50	45	39	35	32	29	26	24	23	21	18	17
1800	50	50	50	48	42	37	33	30	28	26	24	20	19	18
1700	50	50	50	50	44	39	35	32	29	27	23	21	20	19
1600	50	50	50	50	47	42	38	34	31	26	24	23	21	17
1500	50	50	50	50	50	44	40	36	33	28	26	24	19	14
1400	50	50	50	50	50	48	43	39	32	30	28	21	16	15
1300	50	50	50	50	50	50	46	38	35	32	25	18	17	11
1200	50	50	50	50	50	50	45	41	38	23	21	20	13	6
1100	50	50	50	50	50	50	49	45	27	25	23	15	6	N.D.
1000	50	50	50	50	50	50	50	33	30	28	17	7	N.D.	N.D.
900	50	50	50	50	50	50	40	36	22	10	N.D.	N.D.	N.D.	N.D.
800	50	50	50	50	50	50	45	27	11	N.D.	N.D.	N.D.	N.D.	N.D.
700	50	50	50	50	50	50	17	N.D.	N.D.	N.D.	N.D.	N.D.	N.D.	N.D.
600	50	50	50	50	50	19	N.D.	N.D.	N.D.	N.D.	N.D.	N.D.	N.D.	N.D.
550	50	50	50	50	N.D.	N.D.	N.D.	N.D.	N.D.	N.D.	N.D.	N.D.	N.D.	N.D.
H / L	470	500	600	700	800	900	1000	1100	1200	1300	1400	1500	1600	1700

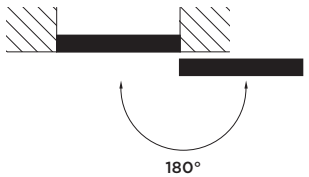

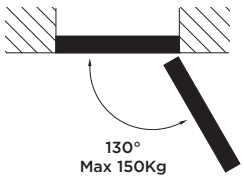

⚠ A3310.50

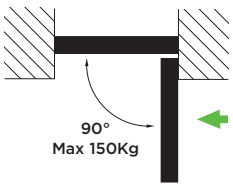

⚠ A3310.50
A1215.1 (L>570)

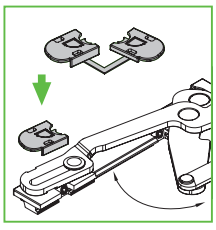

Per apertura impedita a 180° è obbligatorio braccio limitatore
For windows with 180° restricted opening mandatory use a limiter arm

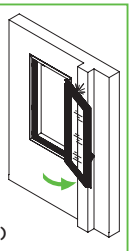

⚠ A1215.1 (L>570)

WEEN HIDE 110

GRUPPO CERNIERE ANTA RIBALTA

2D

Kit cerniere a scomparsa per A/R | Concealed hinge kit for T&T | Kit paumelles invisibles por O/B | Kit bisagras ocultas para O/B



Leve in acciaio, corpo di regolazione in zama.
Portata massima: 120 Kg - 150 Kg in abbinamento a 3310.50

Levers in stainless steel, fixing -set zamak body.
Maximum load : 120kgs- 150Kgs combined with 3310.50

Leviers en acier, corps de réglage en zamak. Portée: 120 kgs- 150 kgs, à assortir avec 3310.50

Levas de acero, cuerpo de regulación de zamac. Soporta hasta: 120 kgs- 150 kgs, se combina con 3310.50

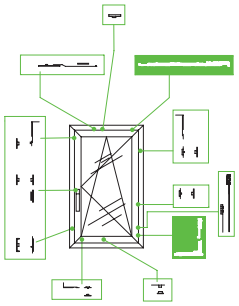

ART.	TUTTI | ALL			
Imballo | Package | Conditionnement | Embalaje	5 Pz			
Finiture disponibili | Available finishes Finitions disponibles | Acabados disponibles	1	2	3	4

3311.10S/D
3312.10S/D
3311L.10S/D
3312L.10S/D

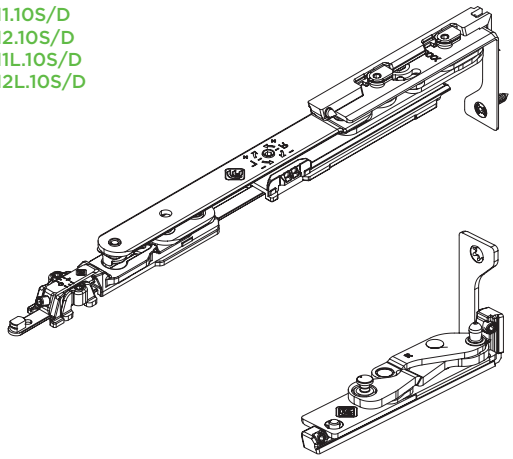

3311.11S/D
3312.11S/D
3311L.11S/D
3312L.11S/D

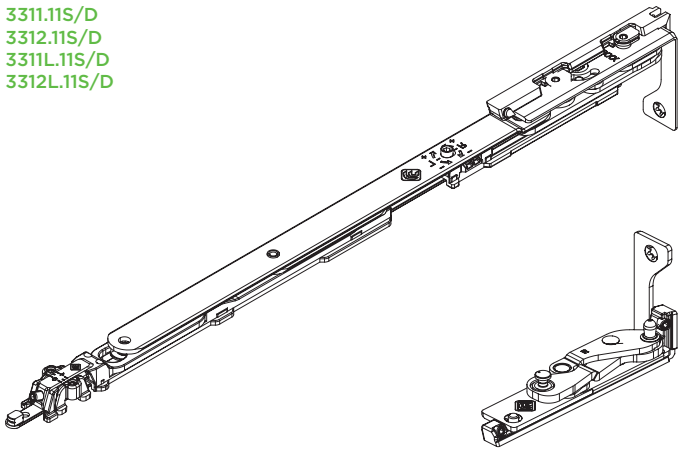

Art.	NODO | *SECTION*
3311.10S/D | 3311L.10S/D 3311.11S/D | 3311L.11S/D	A03
3312.10S/D | 3312L.10S/D 3312.11S/D | 3312L.11S/D	A01 - A20 - A21 - A22

ART.	DESCRIZIONE *DESCRIPTION*	TIPO *TYPE*
3311.10S/D 3312.10SD	L anta da 430mm a 560mm* *L sash from 430mm to 560mm**	Standard
3311L.10S/D 3312L.10SD	L anta da 430mm a 560mm* *L sash from 430mm to 560mm**	Logica Tilt before turn

ART.	DESCRIZIONE *DESCRIPTION*	TIPO *TYPE*
3311.11S/D 3312.11SD	L anta da 561mm a 1700mm* *L sash from 561mm to 1700mm**	Standard
3311L.11S/D 3312L.11SD	L anta da 561mm a 1700mm* *L sash from 561mm to 1700mm**	Logica Tilt before turn

CERNIERA SUPERIORE
UPPER HINGE

3312.20S/D | 3312L.20S/D
3311.20S/D | 3311L.20S/D
3312.21S/D | 3312L.21S/D
3311.21S/D | 3311L.21S/D

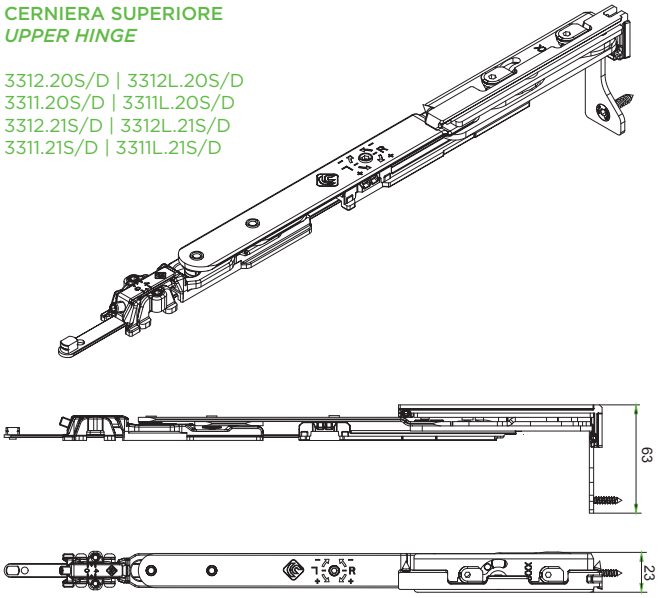

ART.	DESCRIZIONE *DESCRIPTION*	TIPO *TYPE*
3312.20S/D 3311.20S/D	L anta da 430mm a 560mm *L sash from 430mm to 560mm*	Standard
3312L.20S/D 3311L.20S/D	L anta da 430mm a 560mm *L sash from 430mm to 560mm*	Logica *Tilt before turn*
3312.21S/D 3311.21S/D	L anta da 561mm a 1700mm* *L sash from 561mm to 1700mm**	Standard
3312L.21S/D 3311L.21S/D	L anta da 561mm a 1700mm* *L sash from 561mm to 1700mm**	Logica *Tilt before turn*

REGOLAZIONI | *ADJUSTEMENT*

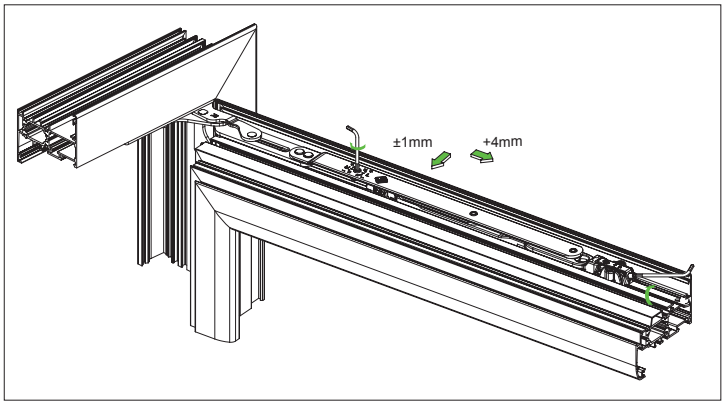

INDICAZIONI DI MONTAGGIO | *MOUNTING PHASE*

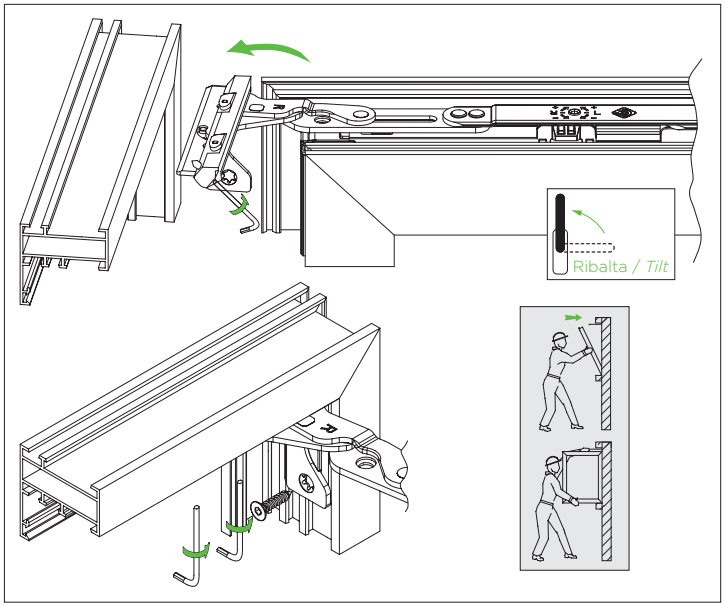

* Braccio con aggancio antieffrazione
* *Arm with anti-burglar connection*

CERNIERA INFERIORE
LOWER HINGE

3312S/D
3311S/D

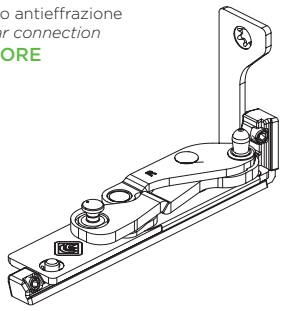

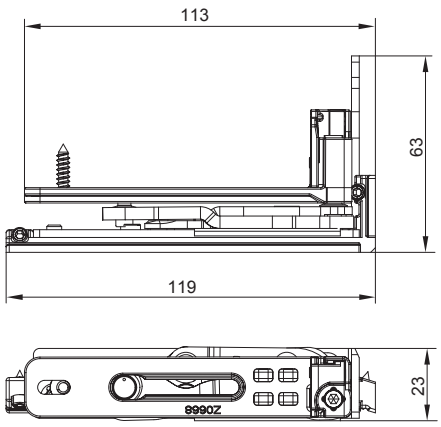

REGOLAZIONI | *ADJUSTEMENT*

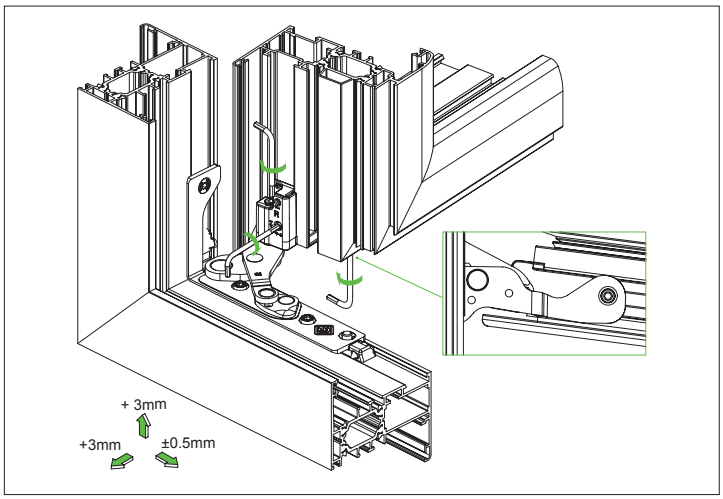

Art.	NODO | *SECTION*
3311.20S/D | 3311L.20S/D | 3311.21S/D | 3311L.21S/D | 3311S/D	A03
3312.20S/D | 3312L.20S/D | 3312.21S/D | 3312L.21S/D | 3312S/D	A01 - A20 - A21 - A22

DIAGRAMMI DI CARICO
LOAD CHART

TABELLE DI CARICO PER CONFIGURAZIONI MONOANTA
LOAD CHARTS FOR ONE SASH CONFIGURATIONS

130 kg

spessore vetro max | *maximum thickness of the glass* – s [mm]

H \ L	470	500	600	700	800	900	1000	1100	1200	1300	1400	1500	1600	1700
2700	48	39	32	28	24	21	19	18	16	15	14	13	12	11
2600	50	40	33	29	25	22	20	18	17	15	14	13	13	12
2500	50	42	35	30	26	23	21	19	17	16	15	14	13	12
2400	50	43	36	31	27	24	22	20	18	17	15	14	14	13
2300	50	45	38	32	28	25	23	21	19	17	16	15	14	13
2200	50	47	39	34	30	26	24	21	20	18	17	16	15	14
2100	50	50	41	35	31	28	25	23	21	19	18	17	15	13
2000	50	50	43	37	33	29	26	24	22	20	19	17	16	14
1900	50	50	46	39	34	30	27	25	23	21	20	18	15	14
1800	50	50	48	41	36	32	29	26	24	22	21	17	16	15
1700	50	50	50	44	38	34	31	28	25	24	20	18	17	16
1600	50	50	50	46	41	36	33	30	27	23	21	20	18	14
1500	50	50	50	50	43	39	35	32	29	24	22	21	16	12
1400	50	50	50	50	46	41	37	34	28	26	24	19	14	13
1300	50	50	50	50	50	44	40	33	30	28	21	16	15	9
1200	50	50	50	50	50	48	39	35	33	25	19	17	11	5
1100	50	50	50	50	50	47	43	39	30	22	20	13	6	N.D.
1000	50	50	50	50	50	50	47	35	26	24	15	7	N.D.	N.D.
900	50	50	50	50	50	50	35	32	19	9	N.D.	N.D.	N.D.	N.D.
800	50	50	50	50	50	43	39	24	11	N.D.	N.D.	N.D.	N.D.	N.D.
700	50	50	50	50	50	50	15	N.D.	N.D.	N.D.	N.D.	N.D.	N.D.	N.D.
600	50	50	50	50	43	19	N.D.	N.D.	N.D.	N.D.	N.D.	N.D.	N.D.	N.D.
500	50	50	50	50	N.D.	N.D.	N.D.	N.D.	N.D.	N.D.	N.D.	N.D.	N.D.	N.D.

150 kg *

spessore vetro max | *maximum thickness of the glass* – s [mm]

H \ L	470	500	600	700	800	900	1000	1100	1200	1300	1400	1500	1600	1700
2700	50	44	37	32	28	25	22	20	19	17	16	15	14	13
2600	50	46	38	33	29	26	23	21	19	18	16	15	14	14
2500	50	48	40	34	30	27	24	22	20	18	17	16	15	14
2400	50	50	42	36	31	28	25	23	21	19	18	17	16	15
2300	50	50	43	37	33	29	26	24	22	20	19	17	16	15
2200	50	50	45	39	34	30	27	25	23	21	19	18	17	16
2100	50	50	48	41	36	32	29	26	24	22	20	19	18	15
2000	50	50	50	43	38	33	30	27	25	23	21	20	19	16
1900	50	50	50	45	39	35	32	29	26	24	23	21	18	17
1800	50	50	50	48	42	37	33	30	28	26	24	20	19	18
1700	50	50	50	50	44	39	35	32	29	27	23	21	20	19
1600	50	50	50	50	47	42	38	34	31	26	24	23	21	17
1500	50	50	50	50	50	44	40	36	33	28	26	24	19	14
1400	50	50	50	50	50	48	43	39	32	30	28	21	16	15
1300	50	50	50	50	50	50	46	38	35	32	25	18	17	11
1200	50	50	50	50	50	50	45	41	38	23	21	20	13	6
1100	50	50	50	50	50	50	49	45	27	25	23	15	6	N.D.
1000	50	50	50	50	50	50	50	33	30	28	17	7	N.D.	N.D.
900	50	50	50	50	50	50	40	36	22	10	N.D.	N.D.	N.D.	N.D.
800	50	50	50	50	50	50	45	27	11	N.D.	N.D.	N.D.	N.D.	N.D.
700	50	50	50	50	50	50	17	N.D.	N.D.	N.D.	N.D.	N.D.	N.D.	N.D.
600	50	50	50	50	50	19	N.D.	N.D.	N.D.	N.D.	N.D.	N.D.	N.D.	N.D.
500	50	50	50	50	N.D.	N.D.	N.D.	N.D.	N.D.	N.D.	N.D.	N.D.	N.D.	N.D.

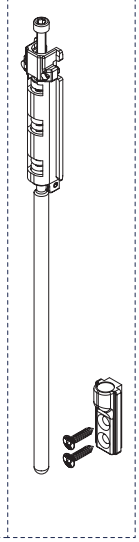

*** realizzabile solo con il sostegno 3310.50** | *only with sash support 3310.50*

WEEN KIT CERNIERE 100kg

3D | 2,5 | 3 | Ø8

Kit Cerniere Ween | Ween hinge | Charnières Ween | Bisagras Ween

Cerniere in estruso e zama, contropiastre in zama e acciaio inox e viti; perni viti e grani in acciaio inox.

Extruded aluminum and zamak hinges, counterplates in stainless steel and zamak , screws and setscrews in stainless steel.

Charnières en aluminium extrude et zamak, gâches en acier inox et zamak, vis et grains en acier inox.

Bisagras de aluminio extruido y zamac, cerraderos de acero y zamac, tornillos y prisioneros de acero inox.



ART.	3400.24				3420.52			
Imballo | Package | Conditionnement | Embalaje	5 Pz				5 Pz			
Finiture disponibili | Available finishes Finitions disponibles | Acabados disponibles	1	2	3	4	1	2	3	4

Art. 3400.24

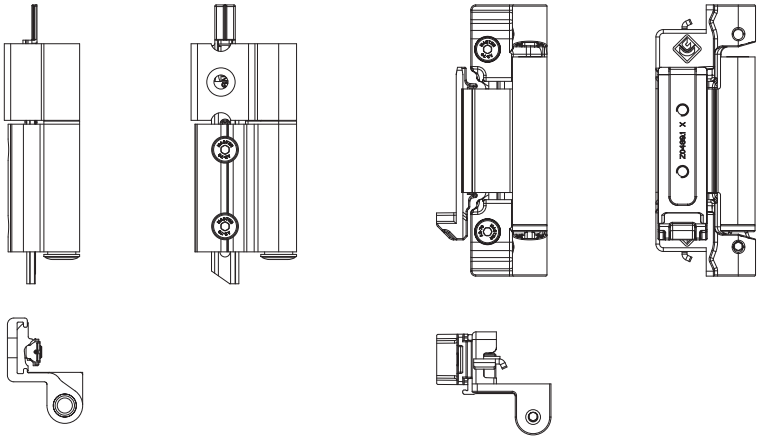

Art. 3420.52

Kit di conversione 100kg >>>160kg
Conversion kit 100kg >>>160kg

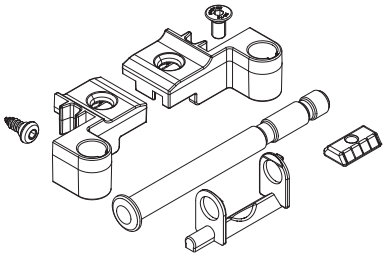

Art. 3400.50

Dima di foratura
Drilling template



REGOLAZIONI | *ADJUSTEMENT*

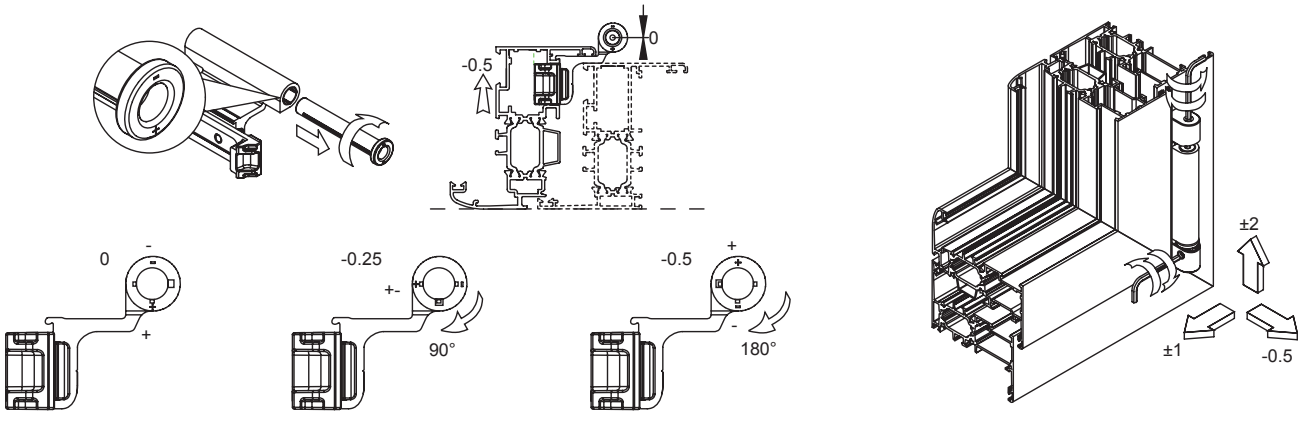

ART.	NODO | *SECTION*
3400.24	A01 - A03 - A05

WEEN KIT CERNIERE 160kg

3D | 2,5 | 3 | Ø8

Kit Cerniere Ween | Ween hinge | Charnières Ween | Bisagras Ween



Cerniere in estruso e zama, contropiastre in zama e acciaio inox e viti; perni viti e grani in acciaio inox.

Extruded aluminum and zamak hinges, counterplates in stainless steel and zamak , screws and setscrews in stainless steel.

Charnières en aluminium extrude et zamak, gâches en acier inox et zamak, vis et grains en acier inox.

Bisagras de aluminio extruido y zamac, cerraderos de acero y zamac, tornillos y prisioneros de acero inox.

ART.	3420.24				3400.50			
Imballo | Package | Conditionnement | Embalaje	5 Pz				20 Pz			
Finiture disponibili | Available finishes Finitions disponibles | Acabados disponibles	1	2	3	4	1	2	3	4

Art. 3420.24

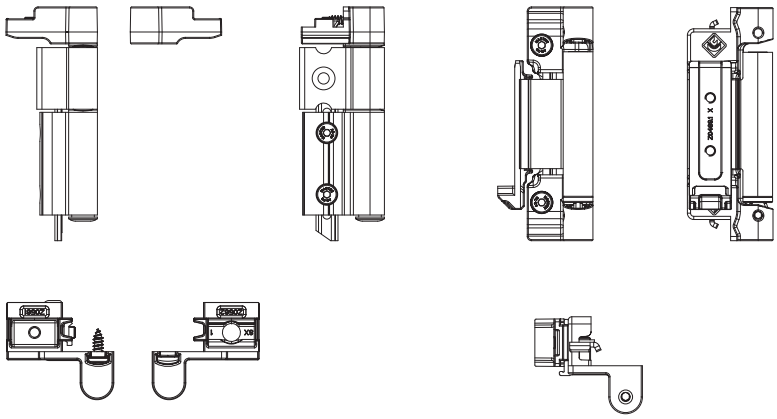

Art. 3400.50
Dima di foratura
Drilling template

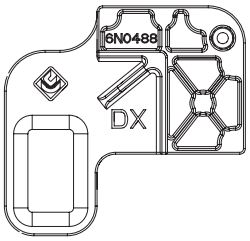

REGOLAZIONI | *ADJUSTEMENT*

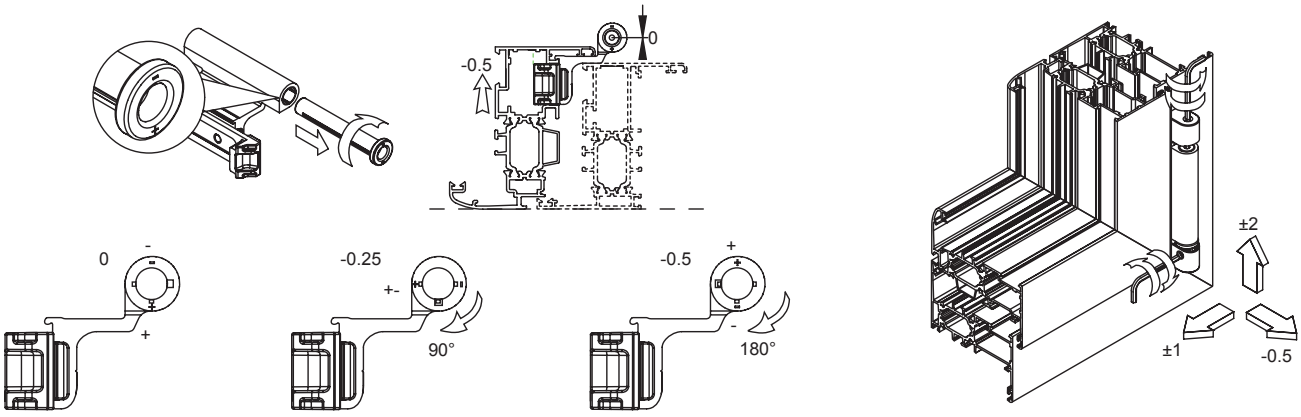

ART.	NODO | *SECTION*
3420.24	A01 - A03 - A05

WEEN

BRACCIO PER ANTA RIBALTA

2D | 2,5 | 3 | Ø8

Braccio anta ribalta Ween | Ween tilt and turn arm
Bras oscillo-battant Ween | Compás oscilobatiente Ween



Leve, viti e grani in Acciaio inox, corpo in zama, antivento in nylon

Levers, screw and setscrews in stainless steel, zamak body, nylon windproof system

Leviers, vis et grains en acier inox, corps en zamak, système protégeant du vent en nylon

Levas, tornillos y prisioneros de acero inox, cuerpo de zamac, sistema contaviento de nylon

ART.	TUTTI | ALL | TOUS | TODOS			
Imballo | Package | Conditionnement | Embalaje	5 Pz			
Finiture disponibili | Available finishes Finitions disponibles | Acabados disponibles	1	2	3	4

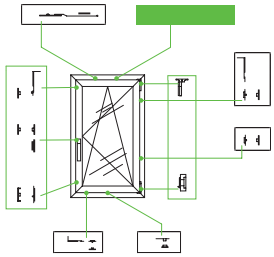

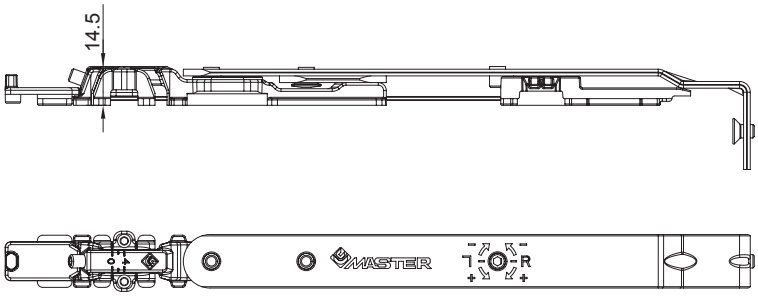

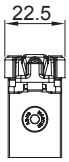

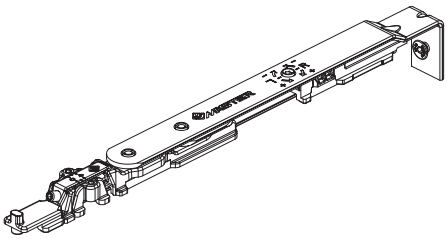

ANTA RIBALTA | *TILT AND TURN*		
DESCRIZIONE *DESCRIPTION*	ART.	NODO *SECTION*
L anta da 370mm a 450mm *L sash from 370mm to 450mm*	3400.20	A01 - A03 - A05
L anta da 451mm a 650mm *L sash from 451mm to 650mm*	3400.21*	A01 - A03 - A05
L anta da 651mm a 1700mm *L sash from 651mm to 1700mm*	3400.22*	A01 - A03 - A05

* Perno microventilazione integrato
** Microventilation pin built-in*

LOGICA | *TILT BEFORE TURN*		
DESCRIZIONE *DESCRIPTION*	ART.	NODO *SECTION*
L anta da 370mm a 450mm *L sash from 370mm to 450mm*	3400L.20	A01 - A03 - A05
L anta da 451mm a 650mm *L sash from 451mm to 650mm*	3400L.21*	A01 - A03 - A05
L anta da 651mm a 1700mm *L sash from 651mm to 1700mm*	3400L.22*	A01 - A03 - A05

* Perno microventilazione integrato
** Microventilation pin built-in*

REGOLAZIONI | *ADJUSTEMENT*

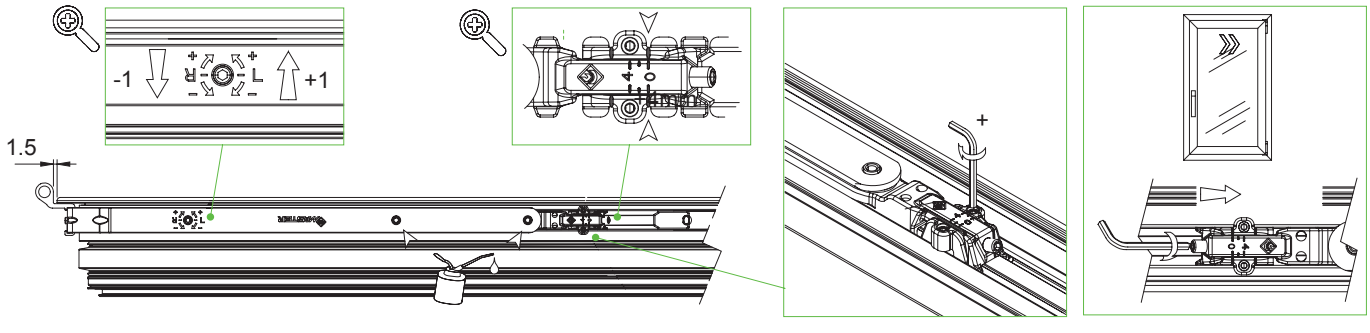

DIAGRAMMI DI CARICO
LOAD CHART

TABELLE DI CARICO PER CONFIGURAZIONI MONOANTA
LOAD CHARTS FOR ONE SASH CONFIGURATIONS

100 kg

spessore vetro max | *maximum thickness of the glass* – s [mm]

2700	40	37	30	25	21	19	16	15	13	12	11	11
2600	42	38	31	26	22	19	17	15	14	13	12	11
2500	43	40	32	27	23	20	18	16	15	13	12	11
2400	45	42	33	28	24	21	19	17	15	14	13	12
2300	47	43	35	29	25	22	19	17	16	14	13	12
2200	49	45	36	30	26	23	20	18	17	15	14	13
2100	50	48	38	32	27	24	21	19	17	16	15	14
2000	50	50	40	33	29	25	22	20	18	17	15	14
1900	50	50	42	35	30	26	23	21	19	18	16	15
1800	50	50	44	37	32	28	25	22	20	19	17	16
1700	50	50	47	39	34	29	26	24	21	20	18	15
1600	50	50	50	42	36	31	28	25	23	21	17	16
1500	50	50	50	44	38	33	30	27	24	22	18	17
1400	50	50	50	48	41	36	32	29	26	21	20	18
1300	50	50	50	50	44	38	34	31	25	23	21	16
1200	50	50	50	50	48	42	37	30	27	25	19	14
1100	50	50	50	50	50	45	36	33	30	23	17	16
1000	50	50	50	50	50	50	40	36	27	20	18	11
900	50	50	50	50	50	50	44	27	24	15	7	N.D.
800	50	50	50	50	50	50	33	30	18	8	N.D.	N.D.
700	50	50	50	50	50	43	38	11	N.D.	N.D.	N.D.	N.D.
600	50	50	50	50	50	33	15	N.D.	N.D.	N.D.	N.D.	N.D.
500	50	50	50	50	46	N.D.	N.D.	N.D.	N.D.	N.D.	N.D.	N.D.
H / L	370	400	500	600	700	800	900	1000	1100	1200	1300	1400

160 kg *

spessore vetro max | *maximum thickness of the glass* – s [mm]

2700	50	50	47	40	34	30	26	24	22	20	18	17	16	15	14
2600	50	50	49	41	35	31	27	25	22	21	19	18	16	15	14
2500	50	50	50	43	37	32	28	26	23	21	20	18	17	16	15
2400	50	50	50	44	38	33	30	27	24	22	21	19	18	17	16
2300	50	50	50	46	40	35	31	28	25	23	21	20	19	17	16
2200	50	50	50	48	42	36	32	29	26	24	22	21	19	18	17
2100	50	50	50	50	44	38	34	30	28	25	23	22	20	19	16
2000	50	50	50	50	46	40	36	32	29	27	25	23	21	20	17
1900	50	50	50	50	48	42	37	34	31	28	26	24	22	19	18
1800	50	50	50	50	50	44	40	36	32	30	27	25	21	20	19
1700	50	50	50	50	50	47	42	38	34	31	29	24	23	21	20
1600	50	50	50	50	50	50	44	40	36	33	28	26	24	23	18
1500	50	50	50	50	50	50	47	43	39	36	30	27	26	20	15
1400	50	50	50	50	50	50	50	46	42	34	32	29	23	17	16
1300	50	50	50	50	50	50	50	49	40	37	34	26	20	18	12
1200	50	50	50	50	50	50	50	48	44	40	31	21	21	13	6
1100	50	50	50	50	50	50	50	50	48	36	27	25	16	7	N.D.
1000	50	50	50	50	50	50	50	50	44	32	30	18	9	N.D.	N.D.
900	50	50	50	50	50	50	50	43	39	24	11	N.D.	N.D.	N.D.	N.D.
800	50	50	50	50	50	50	50	48	29	13	N.D.	N.D.	N.D.	N.D.	N.D.
700	50	50	50	50	50	50	50	18	N.D.	N.D.	N.D.	N.D.	N.D.	N.D.	N.D.
600	50	50	50	50	50	50	24	N.D.	N.D.	N.D.	N.D.	N.D.	N.D.	N.D.	N.D.
500	50	50	50	50	50	N.D.	N.D.	N.D.	N.D.	N.D.	N.D.	N.D.	N.D.	N.D.	N.D.
H / L	370	400	500	600	700	800	900	1000	1100	1200	1300	1400	1500	1600	1700

KIT BASE ANTA RIBALTA *TILT&TURN SASH BASE KIT*



ART.	DESCRIZIONE *DESCRIPTION*	TIPO APERTURA *TYPE OPENING*
3320F.1	Kit base anta ribalta con anti falsa manovra sulla cremonese *Tlt&turn sash base kit with anti-false maneuver on the cremone bolt*	Standard
3320F.2	Kit base anta ribalta con anti falsa manovra superiore *Tilt&turn sash base kit with top anti-false maneuver*	Standard
3320F.3	Kit base anta ribalta con anti falsa manovra sulla movimentazione per abbinamento con martellina *Tilt&turn sash base kit with top anti false maneuver on the drive mechanism for using with handle*	Standard
3320F.4	Kit base anta ribalta con anti falsa manovra superiore per abbinamento con martellina *Tilt&turn sash base kit with top anti false maneuver for using with handle.*	Standard
3320LF.1	Kit base anta ribalta con anti falsa manovra sulla cremonese *Tilt&turn sash base kit with anti-false maneuver on the cremone bolt*	Logica *Tilt Before Turn*
3320LF.3	Kit base anta ribalta con anti falsa manovra sulla movimentazione per abbinamento con martellina *Tilt&turn sash base kit with top anti false maneuver on the drive mechanism for using with handle*	Logica *Tilt Before Turn*
3320G.1	Kit chiusure anta ribalta con anti falsa manovra sulla cremonese, versione con perni regolabili e riscontri fissi. / *Tilt&Turn locking kit with anti-false maneuver on the cremone bolt, version with adjustable pins and fixed strikers*	Standard
3320G.3	Kit chiusure anta ribalta con anti falsa manovra sulla movimentazione per abbinamento con martellina, versione con perni regolabili e riscontri fissi. / *Tilt&Turn sash locking kit with top anti false maneuver on the drive mechanism for using with handle, version with adjustable pins and fixed strikers.*	Standard

CERNIERE SINGOLE SINGLE HINGES

		ART.	DESCRIZIONE *DESCRIPTION*	DIMENSIONI *RANGE*	TIPO APERTURA *TYPE OPENING*
WEEN HIDE 180		3304S/D	*WEEN HIDE 180 - Cerniera Inf. DX SX* *WEEN HIDE 180 - Lower hinge RH LH*	---	---
		3303.21S/D 3304.21S/D	*WEEN HIDE 180 - Cerniera Sup. A/R Lungo DX SX* *WEEN HIDE 180 - Upper hinge long arm RH LH*	*L anta da 671mm a 1700mm* *L sash from 671mm to 1700mm*	Standard
		3303L.21S/D 3304L.21S/D	*WEEN HIDE 180 - Cerniera Sup. A/R Lungo DX SX* *WEEN HIDE 180 - Upper hinge long arm RH LH*	*L anta da 671mm a 1700mm* *L sash from 671mm to 1700mm*	Logica *Tilt Before Turn*
		3303.20S/D 3304.20S/D	*WEEN HIDE 180 - Cerniera Sup. A/R Corto DX SX* *WEEN HIDE 180 - Upper hinge short arm RH LH*	*L anta da 470mm a 670mm* *L sash from 470mm to 670mm*	Standard
		3303L.20S/D 3304L.20S/D	*WEEN HIDE 180 - Cerniera Sup. A/R Corto DX SX* *WEEN HIDE 180 - Upper hinge short arm RH LH*	*L anta da 470mm a 670mm* *L sash from 470mm to 670mm*	Logica *Tilt Before Turn*
WEEN HIDE 110		33312S/D 3311S/D	*WEEN HIDE 110 - Cerniera Inf. DX SX* *WEEN HIDE 110 - Lower hinge RH LH*	---	---
		3312.21S/D 3311.21S/D	*WEEN HIDE 110 - Cerniera Sup. A/R lungo DX SX* *WEEN HIDE 110 - Upper hinge long arm RH LH*	*L anta da 561mm a 1700mm* *L sash from 561mm to 1700mm*	Standard
		3312L.21S/D 3311L.21S/D	*WEEN HIDE 110 - Cerniera Sup. A/R lungo DX SX* *WEEN HIDE 110 - Upper hinge long arm RH LH*	*L anta da 561mm a 1700mm* *L sash from 561mm to 1700mm*	Logica *Tilt Before Turn*
		3312.20S/D 3311.20S/D	*WEEN HIDE 110 - Cerniera Sup. A/R Corto DX SX* *WEEN HIDE 110 - Upper hinge short arm RH LH*	*L anta da 430mm a 560mm* *L sash from 430mm to 560mm*	Standard
		3312L.20S/D 3311L.20S/D	*WEEN HIDE 110 - Cerniera Sup. A/R Corto DX SX* *WEEN HIDE 110 - Upper hinge short arm RH LH*	*L anta da 430mm a 560mm* *L sash from 430mm to 560mm*	Logica *Tilt Before Turn*

GRUPPI CERNIERE HINGES GROUPS

		ART.	DESCRIZIONE *DESCRIPTION*	DIMENSIONI *RANGE*	TIPO APERTURA *TYPE OPENING*
WEEN HIDE 180		3303.11S/D 3304.11S/D	*WEEN HIDE 180 - Gruppo cerniere A/R Lungo* *DX SX WEEN HIDE 180 - Hinges group long arm RH LH*	*L anta da 671mm a 1700mm* *L sash from 671mm to 1700mm*	Standard
		3303.11S/D 3304L.11S/D	*WEEN HIDE 180 - Gruppo cerniera A/R Lungo DX SX* *WEEN HIDE 180 - Hinges group logn arm RH LH*	*L anta da 671mm a 1700mm* *L sash from 671mm to 1700mm*	Logica *Tilt Before Turn*
		3303.11S/D 3304.11S/D	*WEEN HIDE 180 - Gruppo Cerniera A/R Corto DX SX* *WEEN HIDE 180 - Hinges group short arm RH LH*	*L anta da 470mm a 670mm* *L sash from 470mm to 670mm*	Standard
		3303L.10S/D 3304L.10S/D	*WEEN HIDE 180 - Gruppo Cerniera A/R Corto DX SX* *WEEN HIDE 180 - Hinges group short arm RH LH*	*L anta da 470mm a 670mm* *L sash from 470mm to 670mm*	Logica *Tilt Before Turn*
WEEN HIDE 110		3311.11S/D 3312.11SD	*WEEN HIDE 110 - Gruppo cerniere A/R Lungo* *DX SX WEEN HIDE 110 - Hinges group long arm RH LH*	*L anta da 561mm a 1700mm* *L sash from 561mm to 1700mm*	Standard
		3311L.11S/D 3312L.11SD	*WEEN HIDE 110 - Gruppo cerniera A/R Lungo DX SX* *WEEN HIDE 110 - Hinges group logn arm RH LH*	*L anta da 561mm a 1700mm* *L sash from 671mm to 1700mm*	Logica *Tilt Before Turn*
		3311.10S/D 3312.10SD	*WEEN HIDE 110- Gruppo Cerniera A/R Corto DX SX* *WEEN HIDE 110 - Hinges group short arm RH LH*	*L anta da 430mm a 560mm* *L sash from 430mm to 560mm*	Standard
		3311L.10S/D 3312L.10SD	*WEEN HIDE 110 - Gruppo Cerniera A/R Corto DX SX* *WEEN HIDE 110 - Hinges group short arm RH LH*	*L anta da 430mm a 560mm* *L sash from 430mm to 56 0mm*	Logica *Tilt Before Turn*
WEEN CE 160 KG		3420.24	*WEEN - KIT Cerniere 160kg* *WEEN - Hinges group 160kg*	---	---
		3400.24	*WEEN - KIT Cerniere 100kg* *WEEN - Hinges group 100kg*	---	---
		3400.20	*WEEN - Braccio Corto DX SX* *WEEN - Short arm RH LH*	L anta da 370mm a 450mm L sash from 370mm to 450mm	Standard
		3400.21	*WEEN - Braccio Medio DX SX* *WEEN - Medium arm RH LH*	L anta da 451mm a 650mm L sash from 451mm to 650mm	Standard
		3400.22	*WEEN - Braccio Lungo DX SX* *WEEN - Long arm RH LH*	L anta da 651mm a 1700mm L sash from 651mm to 1700mm	Standard
		3400L.20	*WEEN - Braccio Corto DX SX* *WEEN - Short arm RH LH*	L anta da 370mm a 450mm L sash from 370mm to 450mm	Logica *Tilt Before Turn*
		3400L.21	*WEEN - Braccio Medio DX SX* *WEEN - Medium arm RH LH*	L anta da 451mm a 650mm L sash from 451mm to 650mm	Logica *Tilt Before Turn*
		3400L.22	*WEEN - Braccio Lungo DX SX* *WEEN - Long arm RH LH*	L anta da 651mm a 1700mm L sash from 651mm to 1700mm	Logica *Tilt Before Turn*

WEEN KIT BASE
A/R PER CE 100 KG

3D | 2,5 | 3 | Ø8



Anta ribalta Ween 100 kg CE | Ween tilt and turn CE 100 KG | Oscillo-battant Ween 100 KG | Oscilobatiente Ween 100 KG

Cerniere in alluminio estruso e zama, rinvio d'angolo, terminali e riscontri in zama, piastrine e viti in acciaio inox. Portata massima: 100 Kg

Hinges in extruded aluminum and zamak, corner return, terminals and handles in zamak, plates and screw in stainless steel. Maximum load: 100 Kg

Paumelles en aluminium extrudé et zamak, renvoi d'angle, embout de tringle et gâches en zamak, plaques en acier inox. Portée: 100 Kg

Bisagras de aluminio extruido y zamac, reenvío de ángulo bloqueo y cerradero de zamac, plaquetas inox. Soporta hasta: 100 kg

ART.	3400F.1				3400LF.1			
Imballo | Package | Conditionnement | Embalaje	5 Kit				5 Kit			
Finiture disponibili | Available finishes Finitions disponibles | Acabados disponibles	1	2	3	4	1	2	3	4

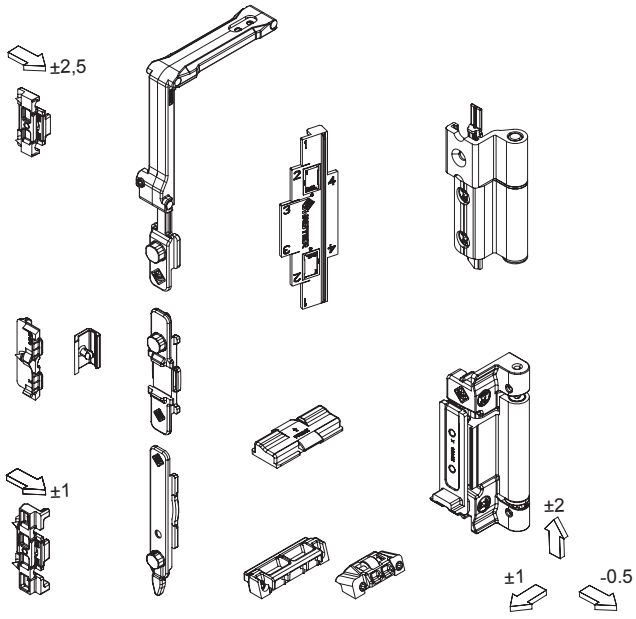

Art. 3400F.1
Kit base standard con **antifalsamanovra sulla cremonese**
*Standard kit with **anti-false manoeuvre on cremone bolt (AFM)***

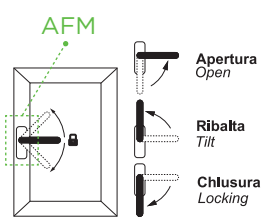

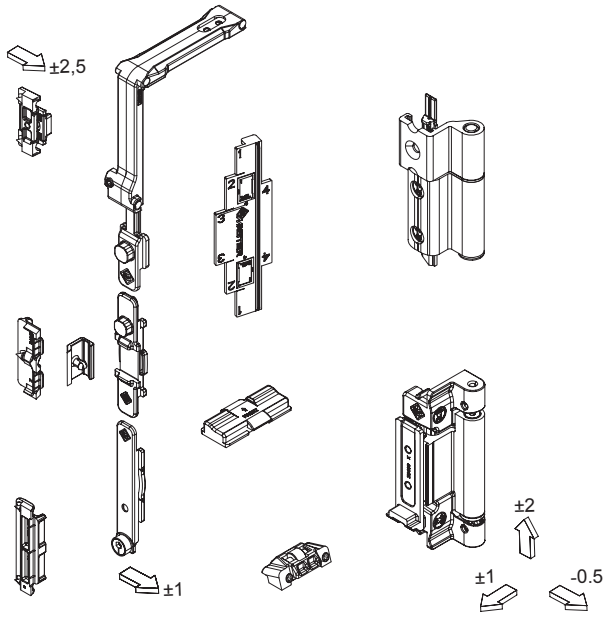

Art. 3400LF.1
Kit base manovra logica con **antifalsamanovra sulla cremonese**
*Logic version with **anti-false manoeuvre on cremone bolt (AFM)***

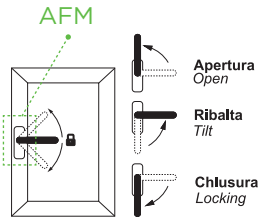

ABBINABILI A MOVIMENTAZIONI: 3627 | 3627.2 | 3627F.1 | 3627F.3 | 3630.20 | 3630F.20

ART.	NODO | *SECTION*
3400F.1 | 3400LF.1	A01 - A03 - A05

TABELLA DI CARICO | *LOAD CHART*

PESO MASSIMO DELL'ANTA (alluminio + vetro = 100 Kg) *MAXIMUM WEIGHT OF THE SASH (alluminium + glass =100 Kg)*												
Spessore max. del vetro indicato (es. 30 mm) *Maximum thickness of the glass (es. 30 mm)*							N.D. = Dimensione Non Disponibile *N.D. = Dimension Not Available*					
Nota: Lo spessore massimo del vetro impiegabile si riferisce al materiale senza la camera d'aria *Note: The maximum thickness of the glass is considered without the air-space*												
2700	40	37	30	25	21	19	16	15	13	12	11	11
2600	42	38	31	26	22	19	17	15	14	13	12	11
2500	43	40	32	27	23	20	18	16	15	13	12	11
2400	45	42	33	28	24	21	19	17	15	14	13	12
2300	47	43	35	29	25	22	19	17	16	14	13	12
2200	49	45	36	39	26	23	29	18	17	15	14	13
2100	50	48	38	32	27	24	21	19	17	16	15	14
2000	50	50	40	33	29	25	22	29	18	17	15	14
1900	50	50	42	35	30	26	23	21	19	18	16	15
1800	50	50	44	37	32	28	25	22	20	19	17	16
1700	50	50	47	39	34	29	26	24	21	29	18	15
1600	50	50	50	42	36	31	28	25	23	21	17	16
1500	50	50	50	44	38	33	30	27	24	22	18	17
1400	50	50	50	48	41	36	32	29	26	21	20	18
1300	50	50	50	50	44	38	34	31	25	23	21	16
1200	50	50	50	50	48	42	37	30	27	25	19	14
1100	50	50	50	50	50	45	36	33	30	23	17	16
1000	50	50	50	50	50	50	40	36	27	20	18	11
900	50	50	50	50	50	50	44	27	24	15	7	x
800	50	50	50	50	50	50	33	30	18	8	x	x
700	50	50	50	50	50	43	38	11	x	x	x	x
600	50	50	50	50	50	33	15	x	x	x	x	x
500	50	50	50	50	46	x	x	x	x	x	x	x
H / L	**370**	**400**	**500**	**600**	**700**	**800**	**900**	**1000**	**1100**	**1200**	**1300**	**1400**

CONFIGURAZIONI | CONFIGURATIONS

KIT BASE= 3400F.1
3400LF.1

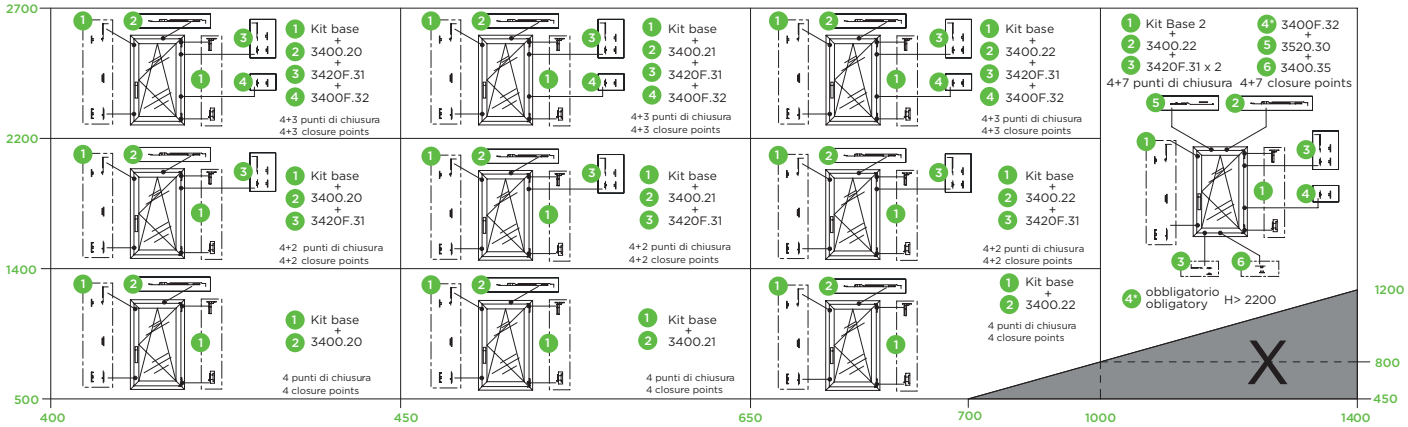

KIT BASE= 3400LF.1
3430LF.1

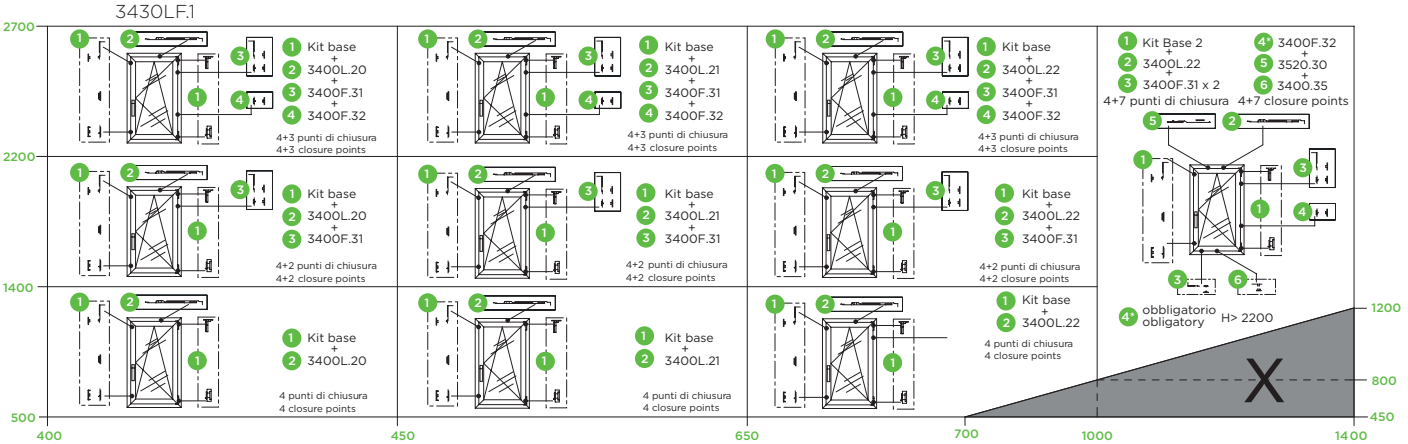

WEEN KIT BASE
A/R PER CE 160 KG

3D | 2,5 | 3 | Ø8



Anta ribalta Ween 160 kg CE | Ween tilt and turn CE 160 KG | Oscillo-battant Ween 160 KG | Oscilobatiente Ween 160 KG

Cerniere in alluminio estruso e zama, rinvio d'angolo, terminali e riscontri in zama, piastrine e viti in acciaio inox. Portata massima: 160 Kg

Hinges in extruded aluminum and zamak, corner return, terminals and handles in zamak, plates and screw in stainless steel. Maximum load: 160 Kg

Paumelles en aluminium extrudé et zamak, renvoi d'angle, embout de tringle et gâches en zamak, plaques en acier inox. Portée: 160 Kg

Bisagras de aluminio extruido y zamac, reenvío de ángulo bloqueo y cerradero de zamac, plaquetas inox. Soporta hasta: 160 kg

ART.	3420F.1				3420LF.1			
Imballo | Package | Conditionnement | Embalaje	5 Kit				5 Kit			
Finiture disponibili | Available finishes Finitions disponibles | Acabados disponibles	1	2	3	4	1	2	3	4

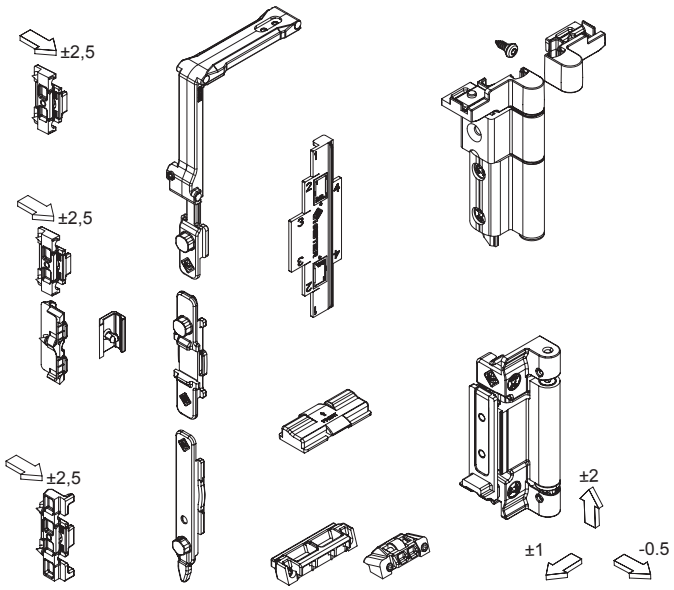

Art. 3420F.1
Kit base standard con **antifalsamanovra sulla cremonese**
*Standard kit with **anti-false manoeuvre on cremone bolt (AFM)***

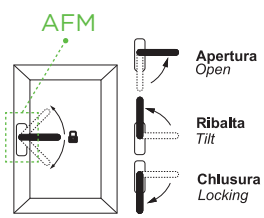

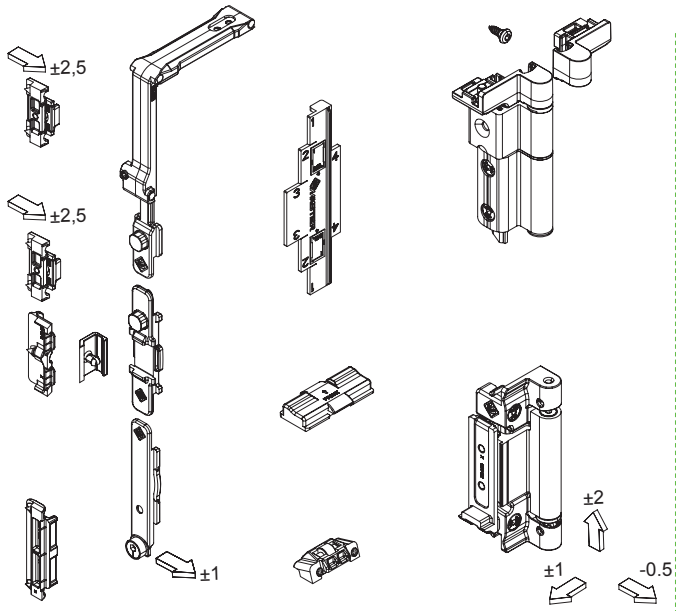

Art. 3420LF.1
Kit base manovra logica con **antifalsamanovra sulla cremonese**
*Logic version with **anti-false manoeuvre on cremone bolt (AFM)***

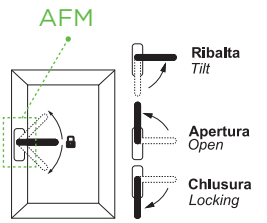

ABBINABILI A MOVIMENTAZIONI: 3627 | 3627.2 | 3627F.1 | 3627F.3 | 3630.20 | 3630F.20

ART.	NODO | *SECTION*
3420F.1 | 3420LF.1	A01 - A03 - A05

WEEN KIT BASE
A/R PER CE 160 KG

3D | 2,5 | 3 | Ø8



Anta ribalta Ween 160 kg CE | Ween tilt and turn CE 160 KG | Oscillo-battant Ween 160 KG | Oscilobatiente Ween 160 KG

Cerniere in alluminio estruso e zama, rinvio d'angolo, terminali e riscontri in zama, piastrine e viti in acciaio inox. Portata massima: 160 Kg

Hinges in extruded aluminum and zamak, corner return, terminals and handles in zamak, plates and screw in stainless steel. Maximum load: 160 Kg

Paumelles en aluminium extrudé et zamak, renvoi d'angle, embout de tringle et gâches en zamak, plaques en acier inox. Portée: 160 Kg

Bisagras de aluminio extruido y zamac, reenvío de ángulo bloqueo y cerradero de zamac, plaquetas inox. Soporta hasta: 160 kg

ART.	3450F.1				3450LF.1			
Imballo | Package | Conditionnement | Embalaje	5 Kit				5 Kit			
Finiture disponibili | Available finishes Finitions disponibles | Acabados disponibles	1	2	3	4	1	2	3	4

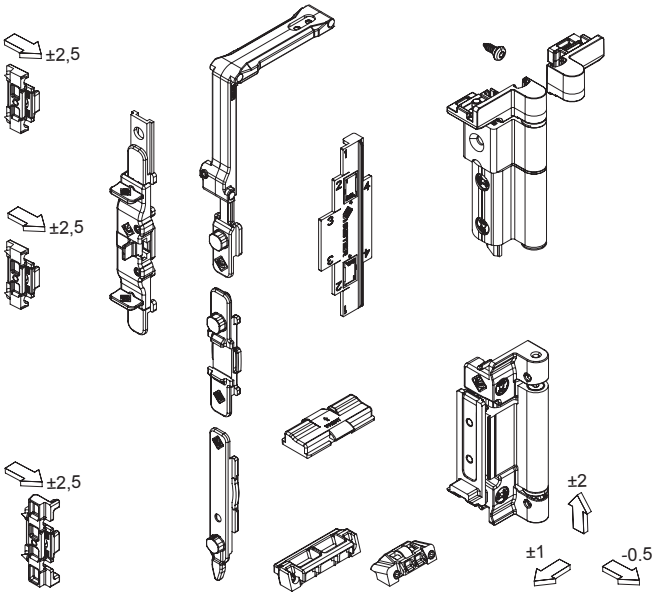

Art. 3450F.1
Kit base standard con **antifalsamanovra superiore**
*Standard kit with **upper anti-false manoeuvre (AFM)***

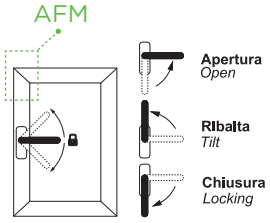

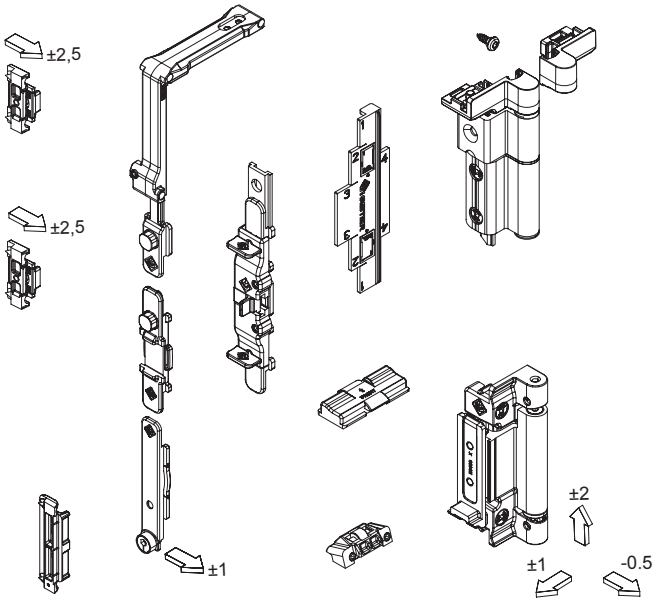

Art. 3450LF.1
Kit base manovra logica con **antifalsamanovra superiore**
*Logic version with **upper anti-false manoeuvre (AFM)***

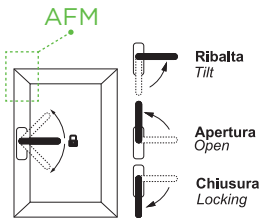

ABBINABILI A MOVIMENTAZIONI: 3627.10 | 3627.12 | 3627F.11 | 3627F.13 | 3630.30 | 3630F.30

ART.	NODO | *SECTION*
3420F.1 | 3450F.1 | 3420LF.1 | A3450LF.1	A01 - A03 - A05

TABELLA DI CARICO | *LOAD CHART*

Portate > 100 kg e < 160 kg vite obbligatoria
Compulsory for sah weight > 100kg < 160 kg

PESO MASSIMO DELL'ANTA (alluminio + vetro = 160 Kg) *MAXIMUM WEIGHT OF THE SASH (alluminium + glass =160 Kg)*															
Spessore max. del vetro indicato (es. 30 mm) *Maximum thickness of the glass (es. 30 mm)*								N.D. = Dimensione Non Disponibile *N.D. = Dimension Not Available*							
Nota: Lo spessore massimo del vetro impiegabile si riferisce al materiale senza la camera d'aria *Note: The maximum thickness of the glass is considered without the air-space*															
2700	50	50	47	40	34	30	26	24	22	20	18	17	16	15	14
2600	50	50	49	41	35	31	27	25	22	21	19	18	16	15	14
2500	50	50	50	43	37	32	28	26	23	21	20	18	17	16	15
2400	50	50	50	44	38	33	30	27	24	22	21	19	18	17	16
2300	50	50	50	46	40	35	31	28	25	23	21	20	19	17	16
2200	50	50	50	48	42	36	32	29	26	24	22	21	19	18	17
2100	50	50	50	50	44	38	34	30	28	25	23	22	20	19	16
2000	50	50	50	50	46	40	36	32	29	27	25	23	21	20	17
1900	50	50	50	50	48	42	37	34	31	28	26	24	22	19	18
1800	50	50	50	50	50	44	40	36	32	30	27	25	21	20	19
1700	50	50	50	50	50	47	42	38	34	31	29	24	23	21	20
1600	50	50	50	50	50	50	44	40	36	33	28	26	24	23	18
1500	50	50	50	50	50	50	47	43	39	36	30	27	26	20	15
1400	50	50	50	50	50	50	50	46	42	34	32	29	23	17	16
1300	50	50	50	50	50	50	50	49	40	37	34	26	20	18	12
1200	50	50	50	50	50	50	50	48	44	40	31	23	21	13	6
1100	50	50	50	50	50	50	50	50	48	36	27	25	16	7	x
1000	50	50	50	50	50	50	50	50	44	32	30	18	9	x	x
900	50	50	50	50	50	50	50	43	39	24	11	x	x	x	x
800	50	50	50	50	50	50	50	48	29	13	x	x	x	x	x
700	50	50	50	50	50	50	50	18	x	x	x	x	x	x	x
600	50	50	50	50	50	50	24	x	x	x	x	x	x	x	x
500	50	50	50	50	50	x	x	x	x	x	x	x	x	x	x
H / L	**370**	**400**	**500**	**600**	**700**	**800**	**900**	**1000**	**1100**	**1200**	**1300**	**1400**	**1500**	**1600**	**1700**

CONFIGURAZIONI | CONFIGURATIONS

KIT BASE= 3420F.1
3450F.1

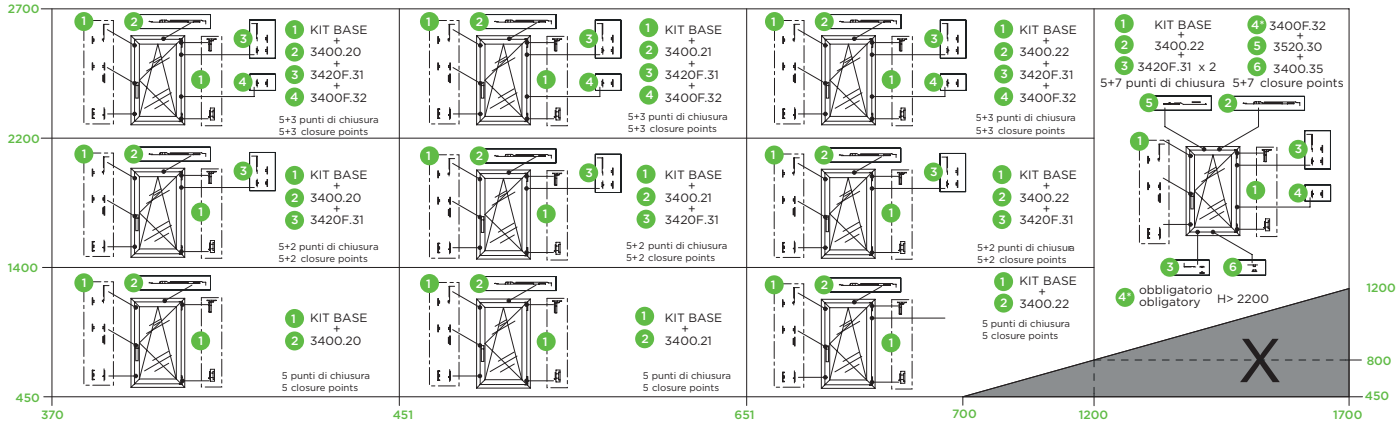

KIT BASE= 3420LF.1
3450LF.1

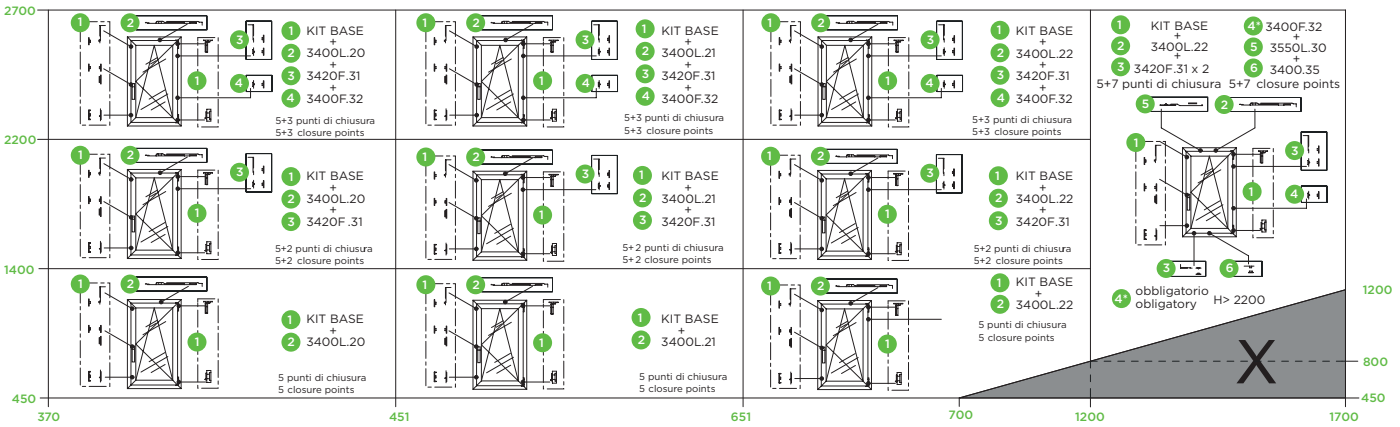

WEEN HIDE
SUPPORTO ANTA

1D | 2,5 | 3 | 4

Supporto anta autodimante | Self-positionig sash support | Support auto positionnant | Soporte con auto colocación



Asta in acciaio, supporto in zama. Portata massima: 150 kg (Ween Hide 110) - 150 kg (Ween Hide 180)

Stainless steel rod, zamak support. Load: 150 kg (Ween Hide 110) - 150 kg (Ween Hide 180)

Tringle en acier, support en zamac. Portée: 150 kg (Ween Hide 110) - 150 kg (Ween Hide 180)

Pletina en acero, soporte en zamac. Soporta hasta : 150 kg (Ween Hide 110) - 150 kg (Ween Hide 180)

ART.	3310.50			
Imballo | Package | Conditionnement | Embalaje	5 Pz			
Finiture disponibili | Available finishes Finitions disponibles | Acabados disponibles	1	2	3	4

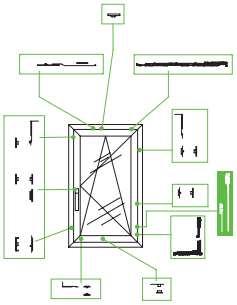

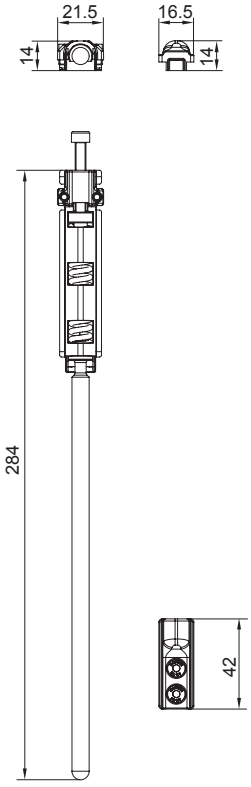

HIDE 110

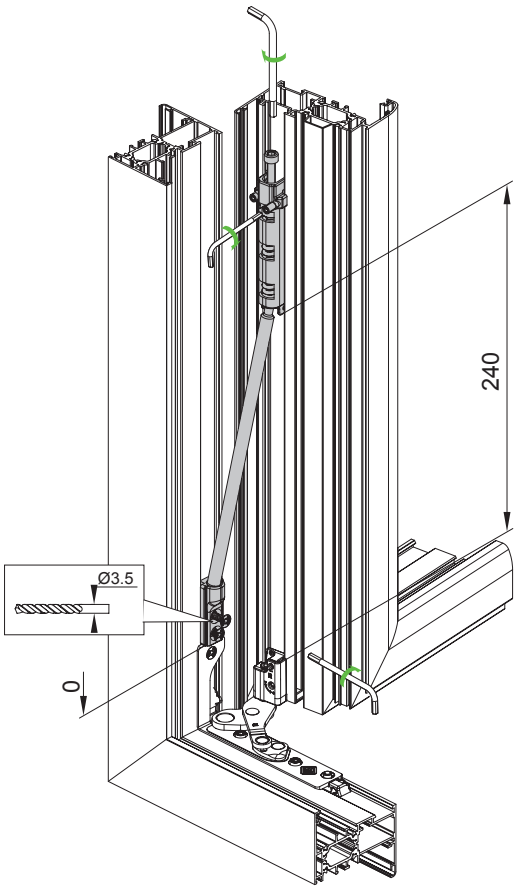

HIDE 180

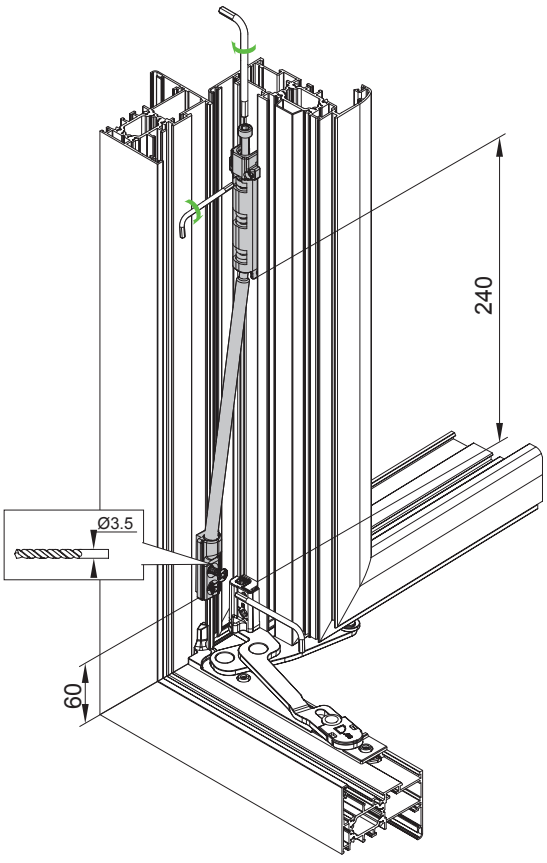

Art.	NODO | SECTION
3310.50	A01 - A03 - A05 - A20 - A21 - A22

WEEN

BRACCIO LIMITATORE DI APERTURA CON CHIAVE DI SGANCIO

1D

Braccio limitatore di apertura con chiave di sgancio | Limiter with release key | Bras limiteur d'ouverture avec clef a declic | Compás limitador de apertura con llave de desenganche



Bracci in acciaio inox AISI 304, blocchetto limitatore di apertura in delrin, chiave di sgancio in alluminio pressofuso.

AISI 304 stainless steel arms, Delrin opening limit block, die-cast aluminum release key.

Bras en acier inox AISI 304, bloc limiteur d'ouverture en delrin, clef à déclic en aluminium moulé sous pression.

Compases de acero inox AISI 304, bloque limitador de apertura de delrin, llave de desenganche de aluminio.

ART.	1203A.6 | 1203A.8 | 1203A.10				1203.1			
Imballo | Package | Conditionnement | Embalaje	5 Cp				10 PZ			
Finiture disponibili | Available finishes Finitions disponibles | Acabados disponibles	1	2	3	4	1	2	3	4

ANTA | *SASH*

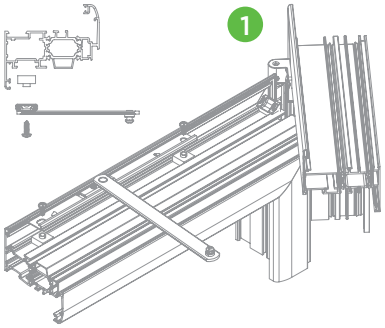

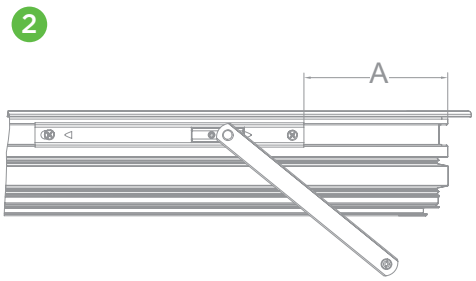

ART.	Lung. *Length*	A	α		α=10° A
1203A.6	6"	90	30°	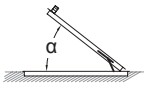	160
1203A.8	8"	65	70°		210
1203A.10	10"	65	90°		240

TELAIO | *FRAME*

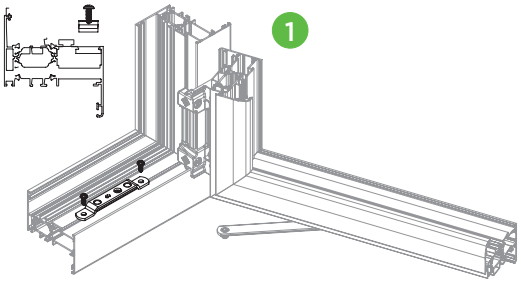

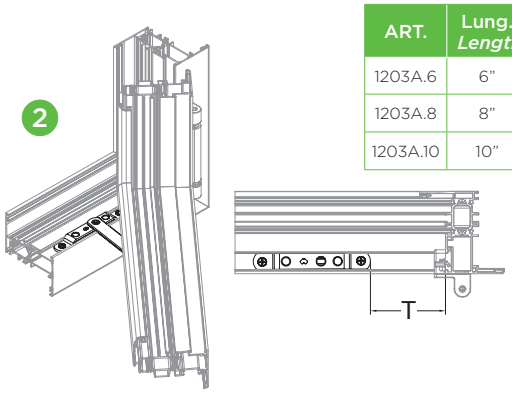

ART.	Lung. *Length*	A	α		α=10° A
1203A.6	6"	70	30°	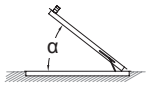	100
1203A.8	8"	30	70°		100
1203A.10	10"	30	90°		100

BRACCI NON UTILIZZABILI SU WEEN HIDE 110 E WEEN HIDE 180
ARMS NOT COMPATIBLE WITH WEEN HIDE 110 AND WEEN HIDE 180

Per L>500 e apertura impedita a 180°, braccio limitatore consigliato

It is recommended ti use a limiter arm for windows width>500 and for windows with 180° restricted opening

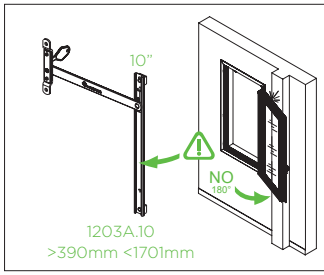

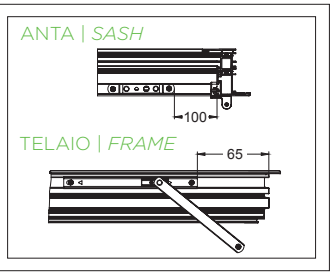

SIMPLE PLUS

LIMITATORE DI APERTURA PER FINESTRE

BREVETTATO PATENTED

Limitatore di apertura per finestre | Limiter for transom opening windows | Limiteur d'ouverture pour fenetres | Compás limitador de apertura para ventanas



Braccio in acciao inox; complementi di fissaggio in zama.

Stainless steel arm; zamak mounting accessories.

Bras en acier inox; compléments de fixation en zamak.

Compás de acero inox; complementoss de fijación de zamac.

ART.	1203.20 1203.30			
Imballo | Package | Conditionnement | Embalaje	10 pz			
Finiture disponibili | Available finishes Finitions disponibles | Acabados disponibles	1	2	3	4

Art. 1203.20 | 1203.30

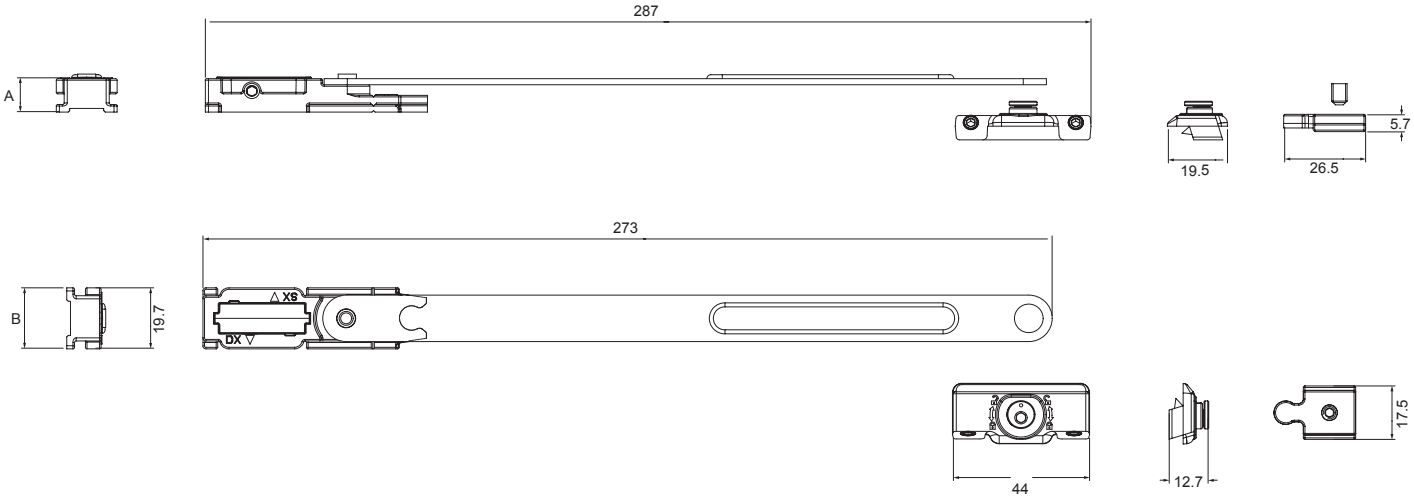

TIPO / *TYPE*	Art.	A	B	NODO / *SECTION*
WEEN WEEN HIDE 110 WEEN HIDE 180	1203.20	11.3	19.7	A01 - A05 - A20 - A21 - A22
	1203.30	13.7	17.8	A03

WEEN
CHIUSURE SUPPLEMENTARI

1D | 2,5 | Ø8

Kit chiusure verticali e orizzontali | Kit locking points
Kit points de fermeture | Kit puntos de cierre



Riscontri e punti di chiusura in zama, viti e grani in acciaio inox.

Counterplates and locking points in zamak, screw and setscrews in stainless steel.

Gâches et points de fermeture en zamak vis et grains en acier inox.

Cerraderos y puntos de cierre de zamac, tornillos y prisioneros de acero inox.

ART.	3420F.31 3400G.31				3400F.32			
Imballo | Package | Conditionnement | Embalaje	5 Kit				50 Kit			
Finiture disponibili | Available finishes Finitions disponibles | Acabados disponibles	1	2	3	4	1	2	3	4

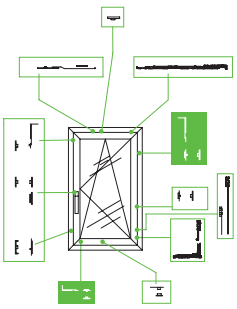

Art. 3400G.31

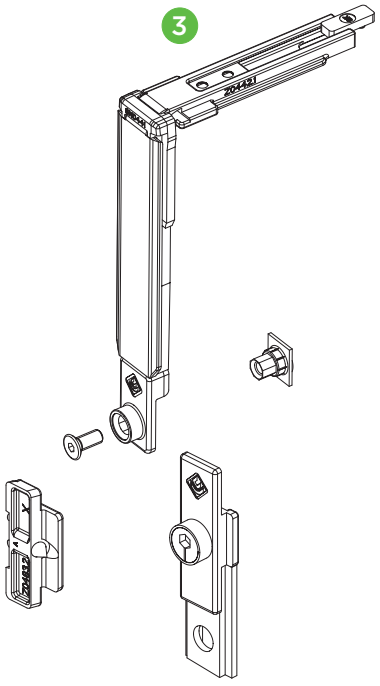

Art. 3420F.31

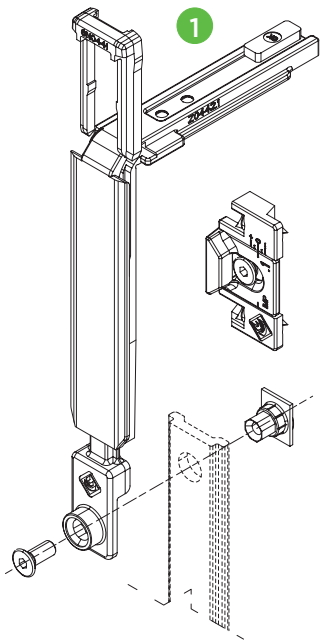

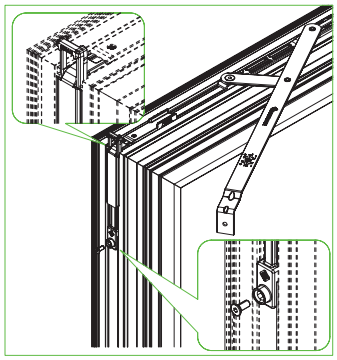

Art. 3400F.32

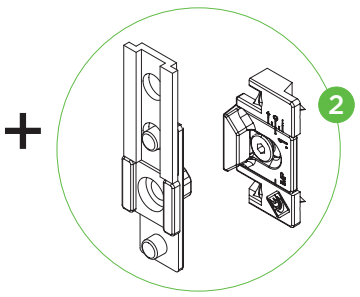

	DESCRIZIONE *DESCRIPTION*	ART.	NODO *SECTION*
1	H anta > 1400mm *H sash > 1400mm*	3420F.31	A01 - A03 - A05 - A20 - A21 - A22
1 + 2	H anta > 2200mm | L anta > 1200mm *H sash > 2200mm | L sash > 1200mm*	(2 pz.) 3420F.31 + 3400F.32	
2	H anta > 1400mm *H sash > 1400mm*	3420F.31 + 3400F.32	
3	Per configurazioni antieffrazione *For anti-burglar configurations*	3400G.31	A01 - A03 - A05

WEEN

BRACCIO SUPPLEMENTARE PER ANTA RIBALTA

BREVETTATO PATENTED

2D | 2,5 | 4 | Ø8

Braccio supplementare per anta ribalta | Tilt and turn additional arm
Bras supplementaire oscillo-battant | Compás suplementario oscilobatiente



Leve, viti e grani in acciaio inox, corpo in zama.

Levers, screw and setscrews in stainless steel, zamak body.

Leviers, vis et grains en acier inox, corps en zamak.

Levas, tornillos y prisioneros de acero inox, cuerpo de zamac.

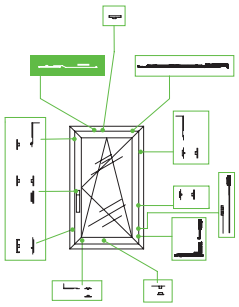

ART.	3520.30 | 3400G.30 3550L.30 | 3400LG.30			
Imballo | Package | Conditionnement | Embalaje	5 Pz			
Finiture disponibili | Available finishes Finitions disponibles | Acabados disponibles	1	2	3	4

LARGHEZZA L > 1200
WIDTH L > 1200

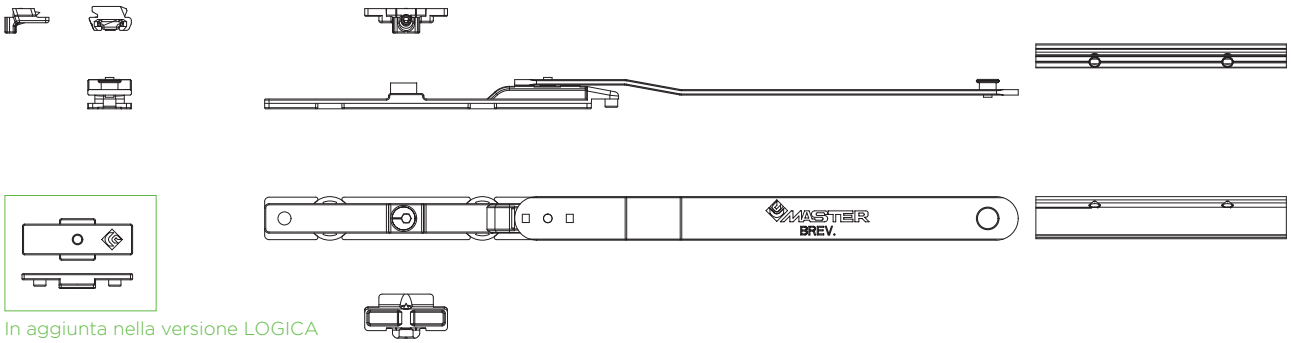

In aggiunta nella versione LOGICA
Additional in LOGIC version

ANTA RIBALTA | *TILT AND TURN*			
	DESCRIZIONE *DESCRIPTION*	ART.	NODO *SECTION*
WEEN	L anta da 1200mm a 1700mm L sash from 1200mm to 1700mm	3520.30	A01 - A05 - A20 - A21 - A22
		3400G.30	A03

LOGICA | *TILT BEFORETURN*			
	DESCRIZIONE *DESCRIPTION*	ART.	NODO *SECTION*
WEEN	L anta da 1200mm a 1700mm L sash from 1200mm to 1700mm	3550L.30	A01 - A05 - A20 - A21 - A22
		3400LG.30	A03

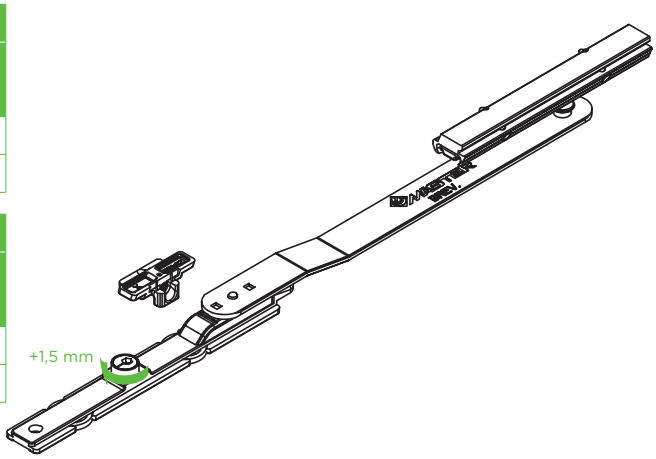

REGOLAZIONI | *ADJUSTEMENT*

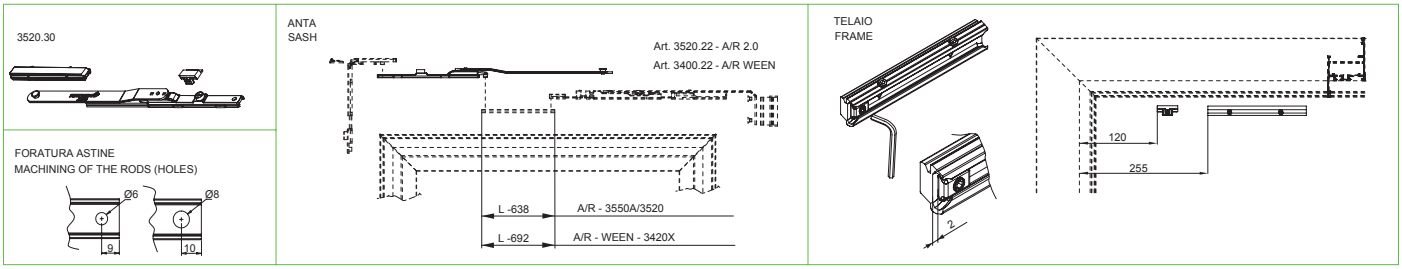

WEEN

CHIUSURA ORIZZONTALE INFERIORE

Chiusura orizzontale | Extra locking point | Point de fermeture supplémentaire | Punto de cierre extra



Riscontri e punti di chiusura in zama, viti e grani in acciaio inox, sostegno in nylon, rullino in ottone.

Counterplates and locking points in zamak, screw and setscrews in stainless steel, nylon support and brass roll.

Gâches et points de fermeture en zamak, vis et grains en acier inox, support en nylon et rouleau en laiton.

Cerraderos y puntos de cierre de zamac, tornillos y prisioneros de acero inox, soporte en nylon y rollo en latón.

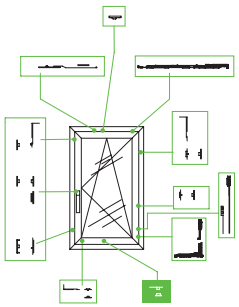

ART.	3400.35			
Imballo | Package | Conditionnement | Embalaje	10 Kit			
Finiture disponibili | Available finishes Finitions disponibles | Acabados disponibles	1	2	3	4

Art. 3400.35

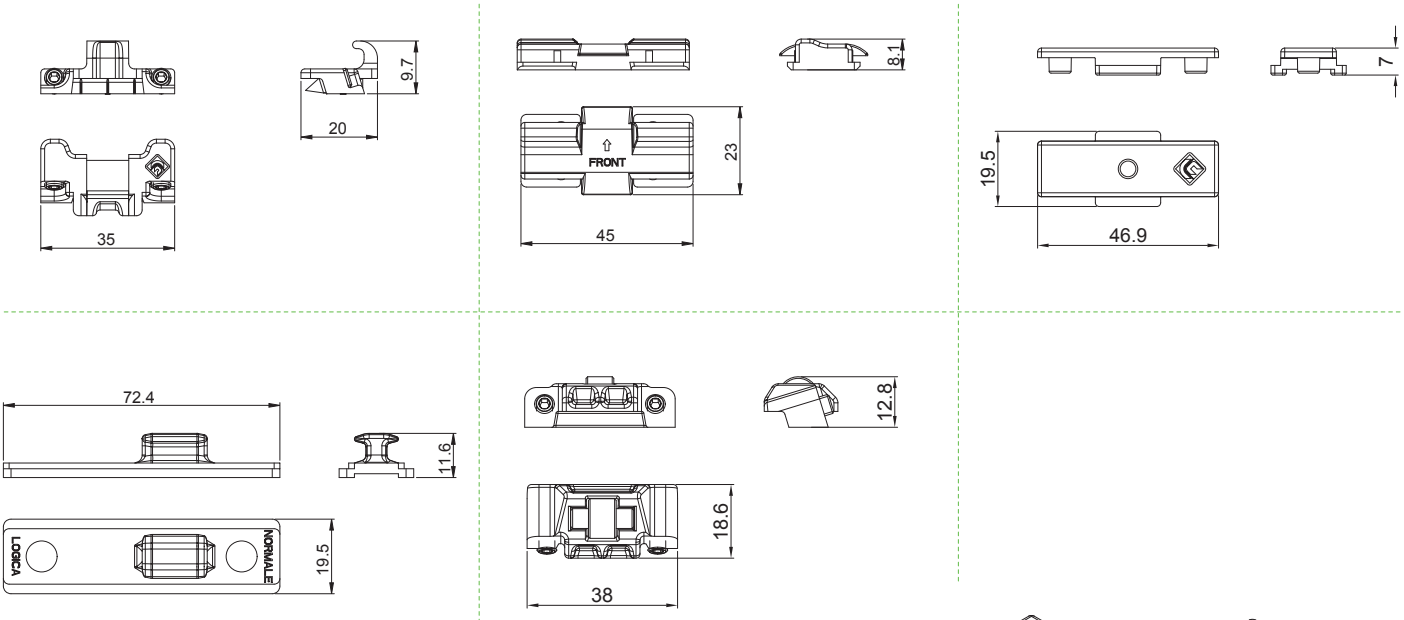

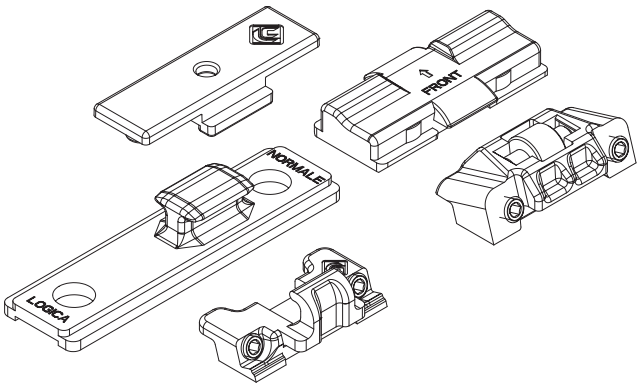

DESCRIZIONE *DESCRIPTION*	ART.
L anta > 1200mm *L sash > 1200mm*	3400.35

WEEN
MICROVENTILAZIONE

1D | 2,5 | Ø8

Microventilazione | Microventilation | Dispositif de micro-ventilation | Dispositivo de microventilación



Riscontri in zama, viti e grani in acciaio inox.

Counterplates in zamak, screw and setscrews in stainless steel.

Gâches en zamak vis et grains en acier inox.

Cerraderos de zamac, tornillos y prisioneros de acero inox.

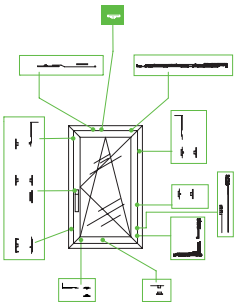

ART.	3400.39 | 3520.39			
Imballo | Package | Conditionnement | Embalaje	50 Pz			
Finiture disponibili | Available finishes Finitions disponibles | Acabados disponibles	1	2	3	4

Art. 3400.39

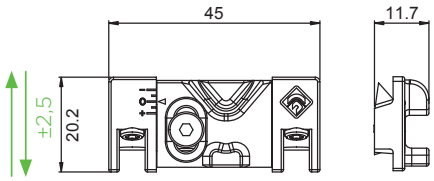

Art. 3520.39

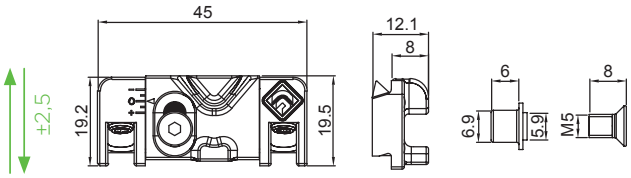

DESCRIZIONE *DESCRIPTION*	ART.	NODO *SECTION*
Microventilazione regolabile per kit anta ribalta "WEEN" *Adjustable microventilation for "WEEN" tilt and turn kit*	3400.39	A01 - A03 - A05
Microventilazione regolabile per kit anta ribalta "WEEN HIDE 110 E 180" *Adjustable microventilation for "WEEN HIDE 110 E 180" tilt and turn kit*	3520.39	

WEEN

PUNTI DI CHIUSURA ANTIEFFRAZIONE

Punti di chiusura antieffrazione | Burglary-resistant locking points | Points de fermeture antieffraction | Puntos de cierre anti-efracción



Punti di chiusura con perno a funghetto, blocchetti di copertura aggancio astina, blocchetto anti-sollevamento verticale, blocchetto anti-sollevamento orizzontale, braccio anti effrazione in acciaio inox.

Closing point with "T" pin and antilift-off hook, covering elements for clasping rod, antilift-off vertical block, antilift-off horizontal block, opposite clasping arms in stainless steel.

Points de fermeture avec pivot champignon et gâche anti levage, blocs de couverture accrochage tringle, bloc anti-levage vertical, bloc anti-levage horizontal, bras avec accrochage inverse en acier inox.

Puntos de cierre con pernio en "T", bloque de cobertura para agarre de pletina, bloqueo anti elevación vertical y horizontal, compás anti- efracción en acero inox.

ART.	4247.18 | 4247.11				3400A.53			
Imballo | Package | Conditionnement | Embalaje	50 Pz.				5 Pz.			
Finiture disponibili | Available finishes Finitions disponibles | Acabados disponibles	1	2	3	4	1	2	3	4

Art. 4247.11
Sistema di sicurezza per connessione astina
Security system connecting rod

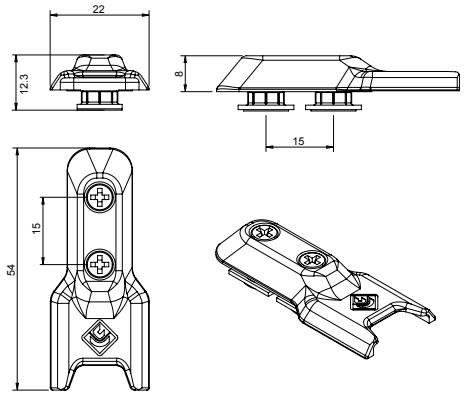

Art. 4247.18
Punto di chiusura antieffrazione con base inox
Anti-burglar locking-point with stainless steel plate

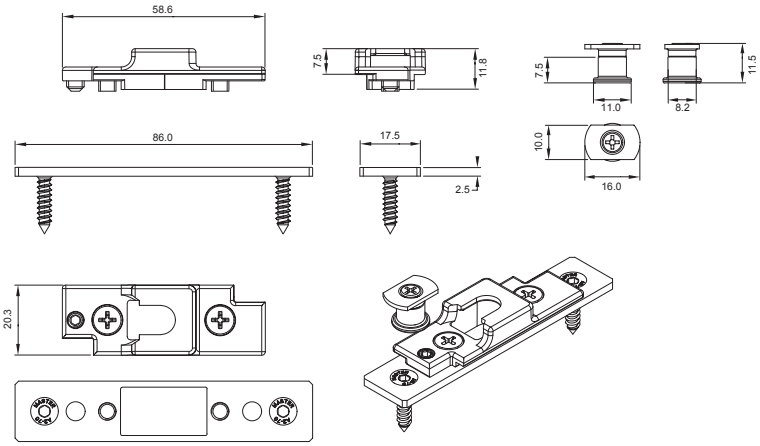

Art. 3400A.53
Kit base antieffrazione con base inox
Base anti-burglar kit with stainless steel plate

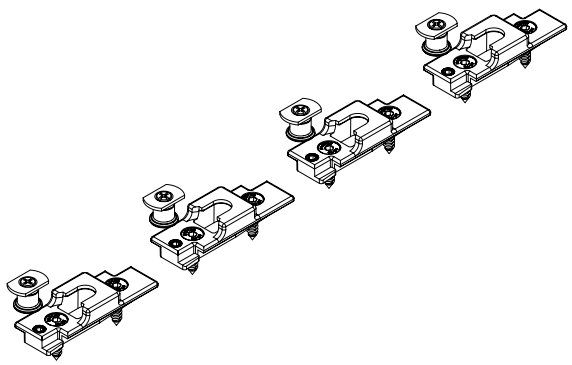

ART.	NODO *SECTION*
4247.18	A01 - A03 - A05
4247.11	A01 - A03 - A05
3400A.53	A01 - A03 - A05

CLASSE RC 2
PROVE ANTIEFFRAZIONE AI SENSI DELLE: EN 1627:2011 - EN 1628: 2011 - EN 1629-1630:2011
Dimensioni del campione:
L1230 X H1480 mm

CLASS RC 2
BURGLARY TESTS UNDER THE: EN 1627:2011 - EN 1628: 2011 - EN 1629-1630:2011
Sample size: L1230 X H1480 mm

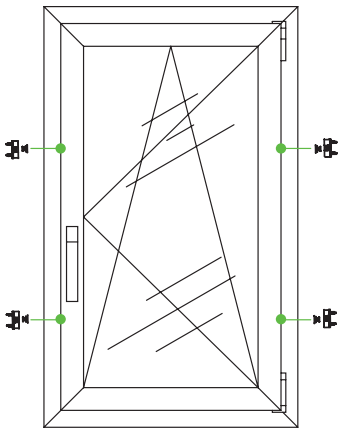

3400A.53	x4	

Compatibile con sistemi AR Ween
Compatible with AR Ween systems

3320G.1

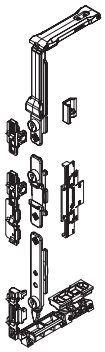

3320G.3

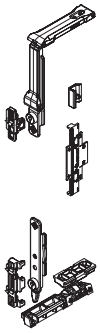

3400G.31

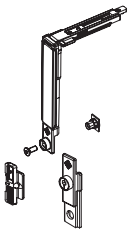

3520.32



ANTA SECONDARIA | *SECONDARY SASH*
Configuarazioni punti di chiusura addizionali
Additional locking point configurations

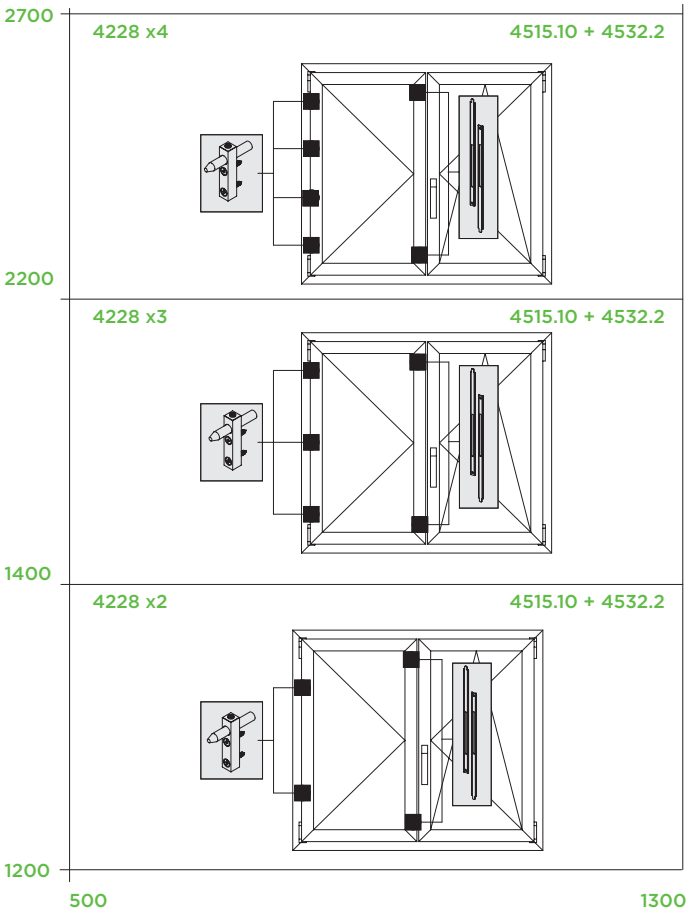

ANTA SINGOLA | *SINGLE SASH*
Configuarazioni punti di chiusura addizionali
Additional locking point configurations

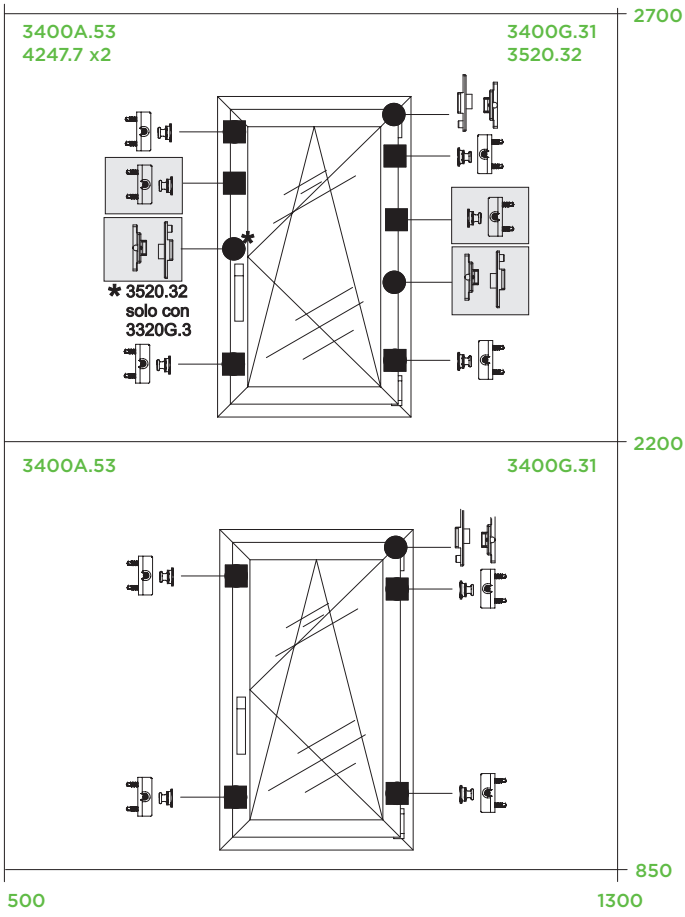

ANTA BATTENTE | *INACTIVE SASH*

WEEN HIDE 180

GRUPPO CERNIERE
HINGES GROUP

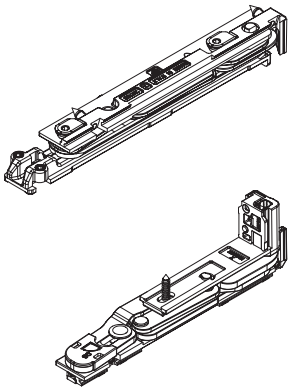

WEEN HIDE 110

GRUPPO CERNIERE
HINGES GROUP

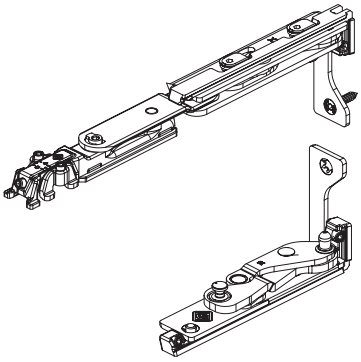

WEEN 100/160 kg

WEEN KIT CERNIERE 100 Kg
WEEN HINGES 100 Kg

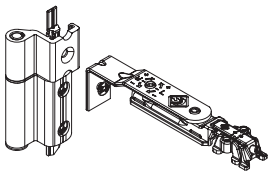

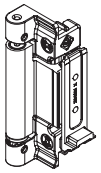

WEEN KIT
CONVERSIONE 160
WEEN CONVERSION KIT

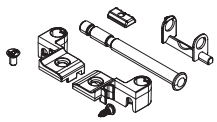

WEEN KIT CERNIERE 160 Kg
WEEN HINGES Kg

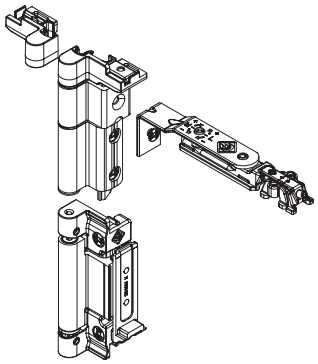

CATENACCI

CATENACCIO
A LEVA
BIDIREZIONALE
PER ANTA
AFFIANCATA
TWO-WAY
LATCH FOR
INACTIVE SASH

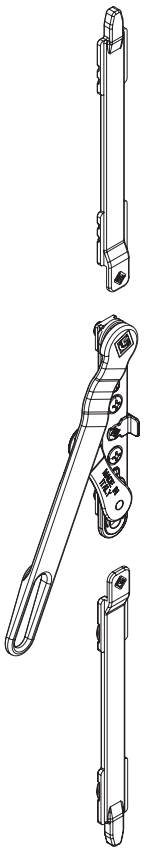

CATENACCIO
A LEVA
AD APPOGGIO
LEVER BOLT



CATENACCIO BIDIREZIONALE
CAVA SINGOLA | *TWO-WAY LATCH*
FOR INACTIVE SASH

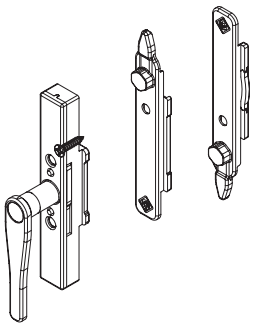

WEEN HIDE 180

KIT CERNIERA

3D | 2,5 | 3

Cerniera a scomparsa inferiore regolabile per A/R | Adjustable lower concealed hinge for T&T | Paumelle invisible inférieure réglable por O/B | Bisagra Oculta inferior para O/B





Leve e pioli in acciaio inox, supporto e corpo di regolazione in zama. Portata massima: 130 Kg - 150 Kg in abbinamento a 3310.50

Lever and rods in stainless steel, support and adjustment body in zamak. Maximum capacity: 130 Kg - 150 Kg in combination with 3310.50

Levers et pion en acier inox, support et corps de réglage en zamak. Charge maximale: 130 Kg - 150 Kg en combinaison avec 3310.50

Palancas y ganchos en acero inoxidable, soporte y cuerpo de ajuste en zamac. Capacidad máxima: 130 Kg - 150 Kg en combinación con 3310.50

ART.	TUTTI | ALL			
Imballo | Package | Conditionnement | Embalaje	5 Pz			
Finiture disponibili | Available finishes Finitions disponibles | Acabados disponibles	1	2	3	4

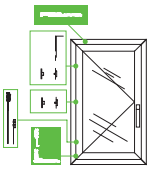

3304.12S/D
3303.12S/D

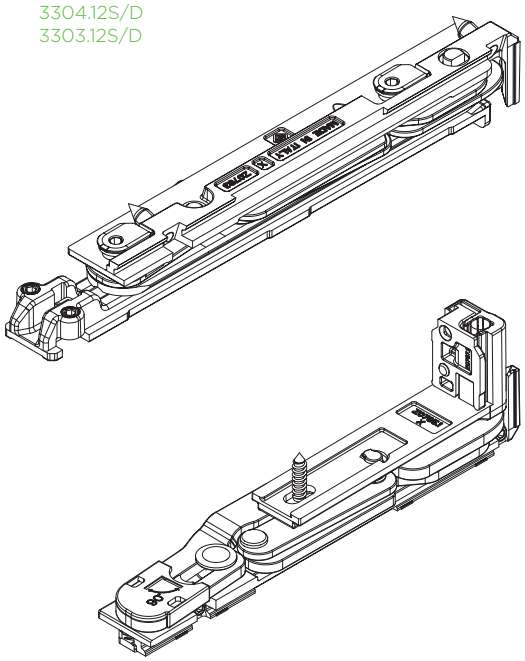

Art.	NODO | *SECTION*
3303.12S/D	A03
3304.12S/D	A01 - A05

CERNIERA SUPERIORE
UPPER HINGE

3303 S/D
3304 S/D

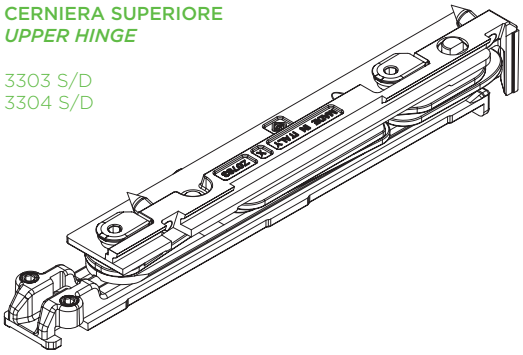

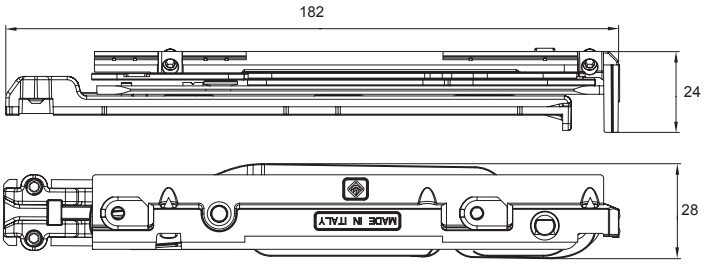

REGOLAZIONI | *ADJUSTEMENT*

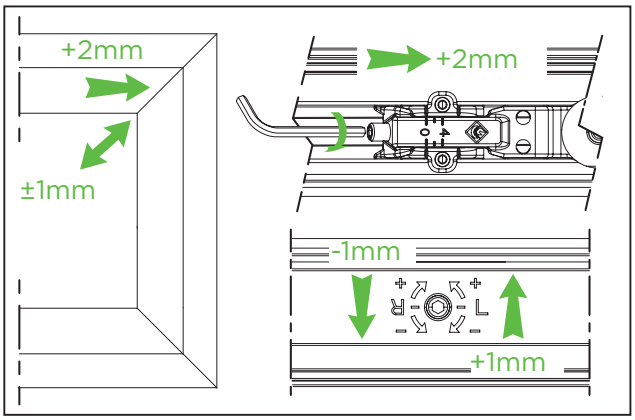

INDICAZIONI DI MONTAGGIO | *MOUNTING PHASE*

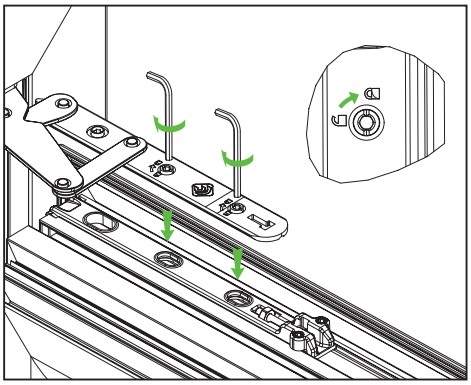

CERNIERA SUPERIORE
UPPER HINGE

3303.71 S/D
3304.71 S/D

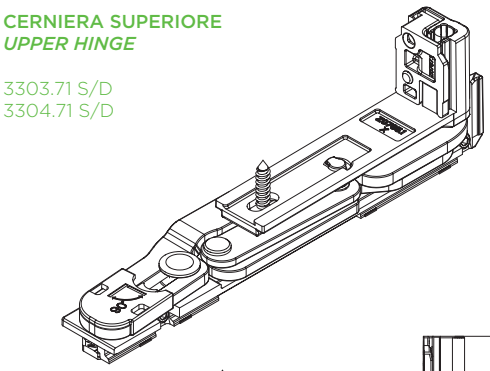

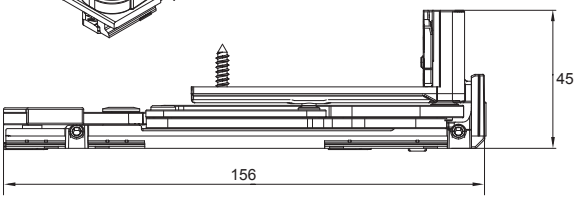

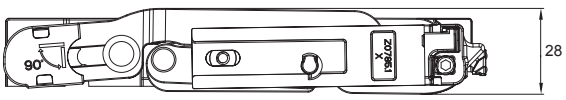

REGOLAZIONI | *ADJUSTEMENT*

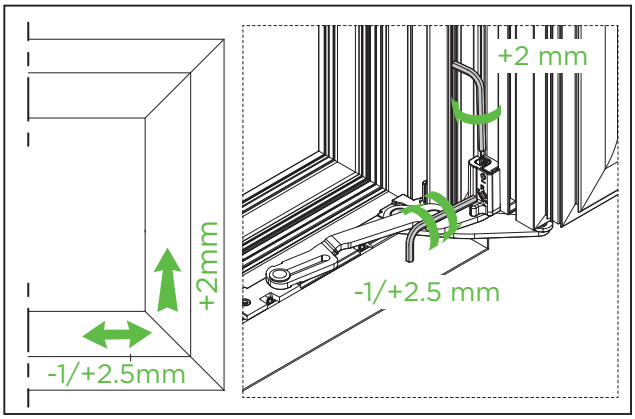

Art.	NODO | *SECTION*
3303 S/D | 3303.71 S/D	A03
3304.71S/D | 3304S/D	A01 - A05

DIAGRAMMI DI CARICO
LOAD CHART

TABELLE DI CARICO PER CONFIGURAZIONI MONOANTA
LOAD CHARTS FOR ONE SASH CONFIGURATIONS

130 kg - 180°

⚠ **Obbligatorio A3310.50 con soglie ribassate**
Mandatory A3310.50 with low threshold

Consigliato A3310.50 per portate > 110 kg
Recommended A3310.50 with weight > 100kg

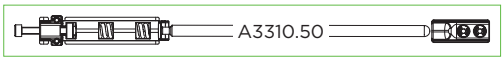

2500	50	42	35	30	26	23	21	19	17
2400	50	43	36	31	27	24	22	20	18
2300	50	45	38	32	28	25	23	21	19
2200	50	47	39	34	30	26	24	21	20
2100	50	50	41	35	31	28	25	23	21
2000	50	50	43	37	33	29	26	24	22
1900	50	50	46	39	34	30	27	25	23
1800	50	50	48	41	36	32	29	26	24
1700	50	50	50	44	38	34	31	28	25
1600	50	50	50	46	41	36	33	30	27
1500	50	50	50	50	43	39	35	32	29
1400	50	50	50	50	46	41	37	34	28
1300	50	50	50	50	50	44	40	33	30
1200	50	50	50	50	50	48	39	35	33
1100	50	50	50	50	50	47	43	39	30
1000	50	50	50	50	50	50	47	35	26
900	50	50	50	50	50	50	35	32	19
800	50	50	50	50	50	43	39	24	11
700	50	50	50	50	50	50	15	N.D.	N.D.
600	50	50	50	50	43	19	N.D.	N.D.	N.D.
500	50	50	50	50	N.D.	N.D.	N.D.	N.D.	N.D.
	430	500	600	700	800	900	1000	1100	1200

150 kg - 90°

⚠ **Obbligatorio A3310.50 con soglie ribassate**
Mandatory A3310.50 with low threshold

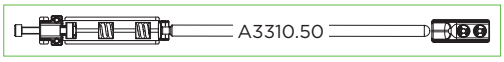

2700	50	44	37	32	28	25	22	20	19
2600	50	46	38	33	29	26	23	21	19
2500	50	48	40	34	30	27	24	22	20
2400	50	50	42	36	31	28	25	23	21
2300	50	50	43	37	33	29	26	24	22
2200	50	50	45	39	34	30	27	25	23
2100	50	50	48	41	36	32	29	26	24
2000	50	50	50	43	38	33	30	27	25
1900	50	50	50	45	39	35	32	29	26
1800	50	50	50	48	42	37	33	30	28
1700	50	50	50	50	44	39	35	32	29
1600	50	50	50	50	47	42	38	34	31
1500	50	50	50	50	50	44	40	36	33
1400	50	50	50	50	50	48	43	39	32
1300	50	50	50	50	50	50	46	38	35
1200	50	50	50	50	50	50	45	41	38
1100	50	50	50	50	50	50	49	45	27
1000	50	50	50	50	50	50	50	33	30
900	50	50	50	50	50	50	40	36	22
800	50	50	50	50	50	50	45	27	11
700	50	50	50	50	50	50	17	N.D.	N.D.
600	50	50	50	50	50	19	N.D.	N.D.	N.D.
550	50	50	50	50	N.D.	N.D.	N.D.	N.D.	N.D.
	470	500	600	700	800	900	1000	1100	1200

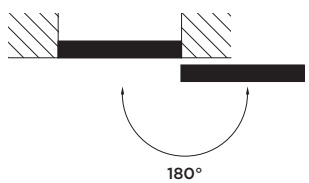

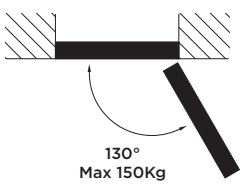

⚠ A3310.50

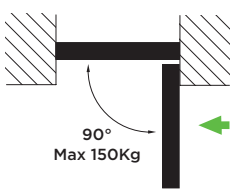

⚠ A3310.50
A1215.1 (L>570)

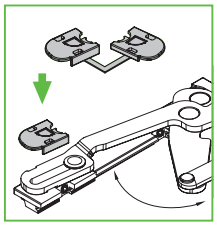

Per apertura impedita a 180° è obbligatorio braccio limitatore
For windows with 180° restricted opening mandatory use a limiter arm



⚠ A1215.1 (L>570)

WEEN HIDE 110

KIT CERNIERA

BREVETTATO PATENTED | 3D | 2,5 | 3

Cerniera a scomparsa inferiore regolabile per A/R |
Adjustable Lower Concealed Hinge for T&T |
Paumelle invisible inférieure réglable por O/B | Bisagra Oculta inferior para O/B



Leve in acciaio, corpo di regolazione in zama. Portata massima: 120 Kg - 150 Kg in abbinamento a 3310.50

Levers in stainless steel, fixing -set zamak body. Maximum load : 120kgs- 150Kgs combined with 3310.50

Leviers en acier, corps de réglage en zamak. Portée: 120 kgs- 150 kgs, à assortir avec 3310.50

Levas de acero, cuerpo de regulación de zamac. Soporta hasta: 120 kgs- 150 kgs, se combina con 3310.50

ART.	TUTTI | ALL			
Imballo | Package | Conditionnement | Embalaje	5 Pz			
Finiture disponibili | Available finishes Finitions disponibles | Acabados disponibles	1	2	3	4

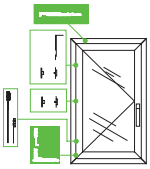

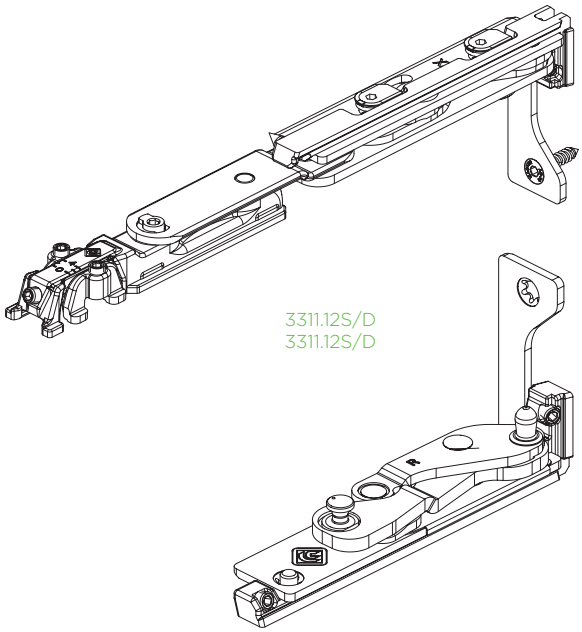

3311.12S/D
3311.12S/D

Art.	NODO | *SECTION*
3312.12S/D	A01 - A20 - A21 - A22
3311.12S/D	A03

CERNIERA SUPERIORE
UPPER HINGE

3312.71S/D
3311.71S/D

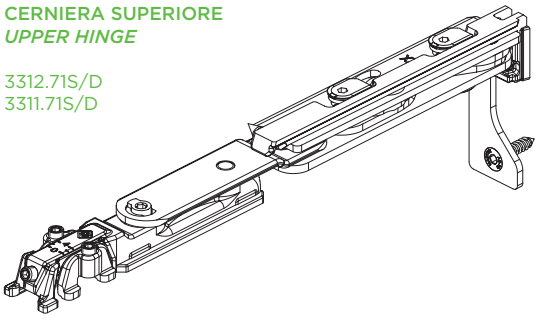

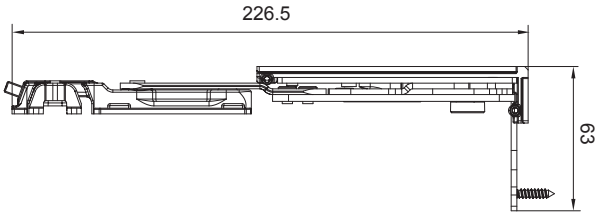

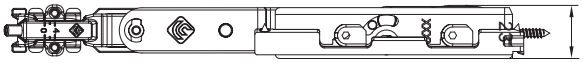

REGOLAZIONI | *ADJUSTEMENT*

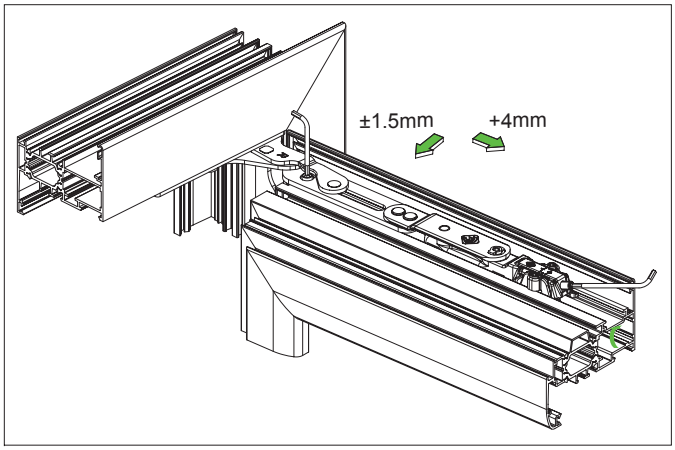

INDICAZIONI DI MONTAGGIO | *MOUNTING PHASE*

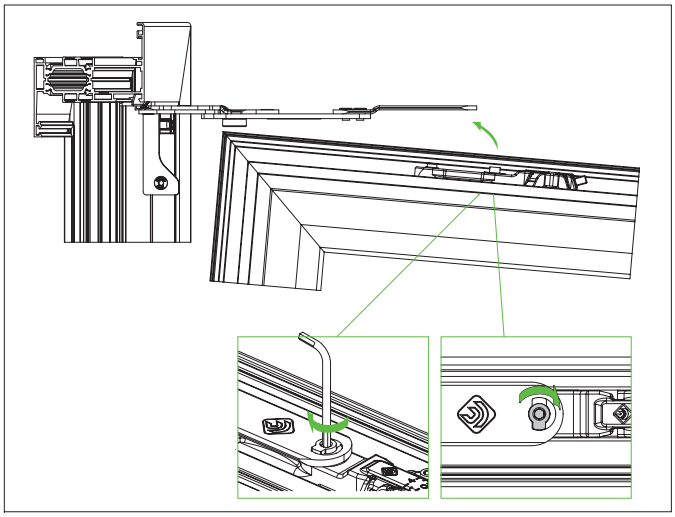

CERNIERA INFERIORE
LOWER HINGE

3312S/D
3311S/D

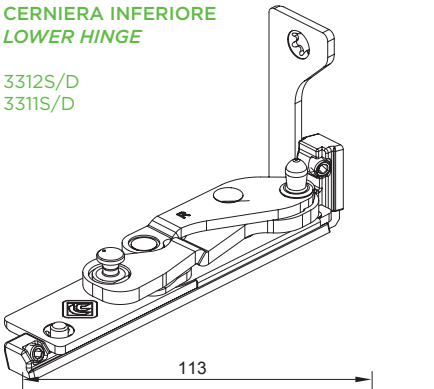

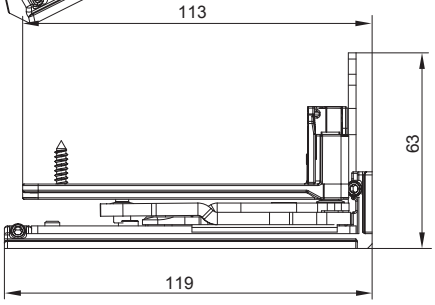

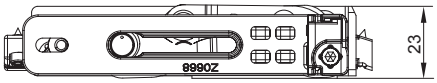

REGOLAZIONI | *ADJUSTEMENT*

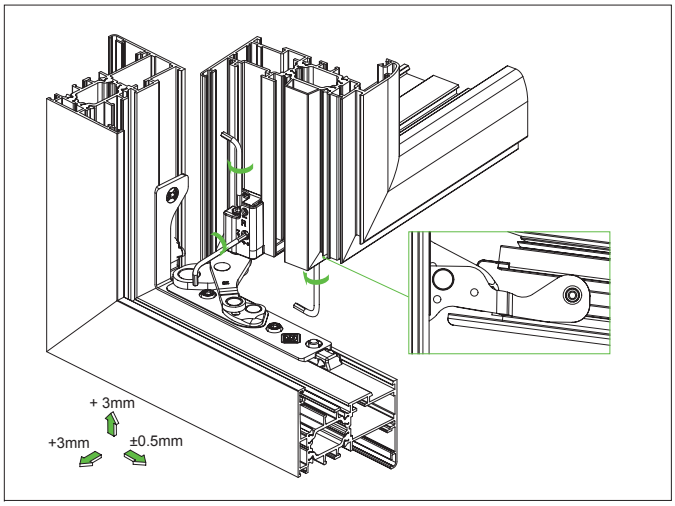

Art.	NODO | *SECTION*
3311.71S/D | 3311S/D	A03
3312.71S/D | 3312S/D	A01 - A20 - A21 - A22

DIAGRAMMI DI CARICO
LOAD CHART

TABELLE DI CARICO PER CONFIGURAZIONI MONOANTA
LOAD CHARTS FOR ONE SASH CONFIGURATIONS

120 kg

spessore vetro max | *maximum thickness of the glass* – s [mm]

2700	44	36	30	25	22	20	18	16	15
2600	46	37	31	26	23	21	18	17	15
2500	48	38	32	27	24	21	19	17	16
2400	50	40	33	29	25	22	20	18	17
2300	50	42	35	30	26	23	21	19	17
2200	50	44	36	31	27	24	22	20	18
2100	50	46	38	33	29	25	23	21	19
2000	50	48	40	34	30	27	24	22	20
1900	50	50	42	36	32	28	25	23	21
1800	50	50	44	38	33	30	27	24	22
1700	50	50	47	40	35	31	28	26	24
1600	50	50	50	43	38	33	30	27	25
1500	50	50	50	46	40	36	32	29	27
1400	50	50	50	49	43	38	34	31	26
1300	50	50	50	50	46	41	37	30	28
1200	50	50	50	50	50	44	36	33	30
1100	50	50	50	50	50	44	39	36	22
1000	50	50	50	50	50	48	43	26	24
900	50	50	50	50	50	50	32	29	18
800	50	50	50	50	50	40	36	22	11
700	50	50	50	50	50	46	14	N.D.	N.D.
600	50	50	50	50	40	19	N.D.	N.D.	N.D.
550	50	50	50	50	N.D.	N.D.	N.D.	N.D.	N.D.
H / L	**430**	**500**	**600**	**700**	**800**	**900**	**1000**	**1100**	**1200**

150 kg *

spessore vetro max | *maximum thickness of the glass* – s [mm]

2700	50	44	37	32	28	25	22	20	19
2600	50	46	38	33	29	26	23	21	19
2500	50	48	40	34	30	27	24	22	20
2400	50	50	42	36	31	28	25	23	21
2300	50	50	43	37	33	29	26	24	22
2200	50	50	45	39	34	30	27	25	23
2100	50	50	48	41	36	32	29	26	24
2000	50	50	50	43	38	33	30	27	25
1900	50	50	50	45	39	35	32	29	26
1800	50	50	50	48	42	37	33	30	28
1700	50	50	50	50	44	39	35	32	29
1600	50	50	50	50	47	42	38	34	31
1500	50	50	50	50	50	44	40	36	33
1400	50	50	50	50	50	48	43	39	32
1300	50	50	50	50	50	50	46	38	35
1200	50	50	50	50	50	50	45	41	38
1100	50	50	50	50	50	50	49	45	27
1000	50	50	50	50	50	50	50	33	30
900	50	50	50	50	50	50	40	36	22
800	50	50	50	50	50	50	45	27	11
700	50	50	50	50	50	50	17	N.D.	N.D.
600	50	50	50	50	50	19	N.D.	N.D.	N.D.
550	50	50	50	50	N.D.	N.D.	N.D.	N.D.	N.D.
H / L	**430**	**500**	**600**	**700**	**800**	**900**	**1000**	**1100**	**1200**

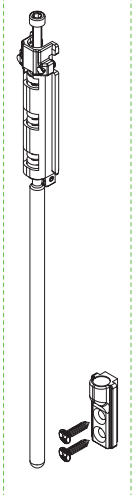

*** realizzabile solo con il sostegno 3310.50** | *only with sash support 3310.50*

WEEN

KIT CERNIERE ANTA AFFIANCATA 100KG

3D | 2,5 | 3 | Ø8

Kit Cerniere e braccio Ween per anta affiancata | Passive sash Ween hinge and arm | Charnières et bras pour dormant | Bisagras y compás para hoja pasiva



Cerniere in estruso e zama, contropiastre e viti; braccio con leva, viti e grani in acciaio inox, corpo in zama.

Extruded aluminum and zamak hinges, counterplates and screws; arm lever, screws and setscrews in stainless steel, zamak body.

Charnières en aluminium extrude et zamak, gâches et vis; bras levier, vis et grains en acier inox, corps en zamak.

Bisagras de aluminio extruido y zamac, cerraderos y tornillos; Compás con leva tornillos y prisioneros de acero inox, cuerpo de zamac.

ART.	3400.23			
Imballo | Package | Conditionnement | Embalaje	5 Pz			
Finiture disponibili | Available finishes Finitions disponibles | Acabados disponibles	1	2	3	4

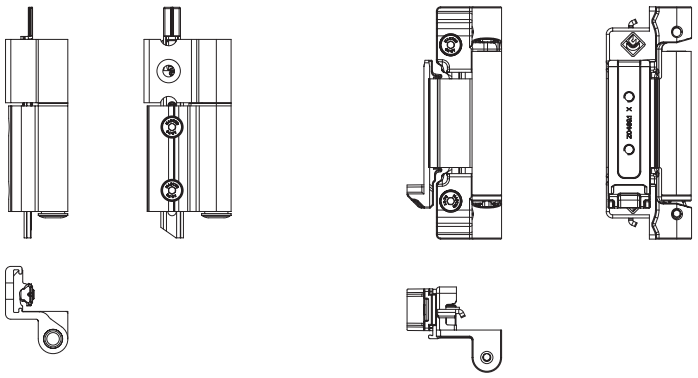

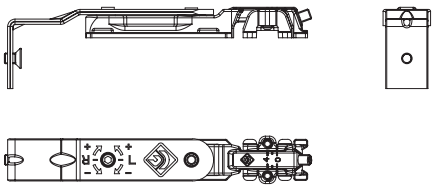

REGOLAZIONI | *ADJUSTEMENT*

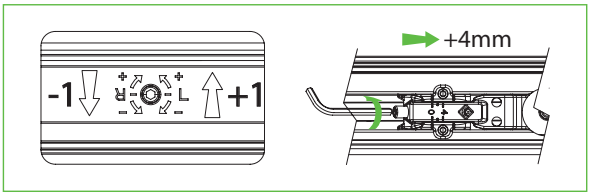

REGOLAZIONI | *ADJUSTEMENT*

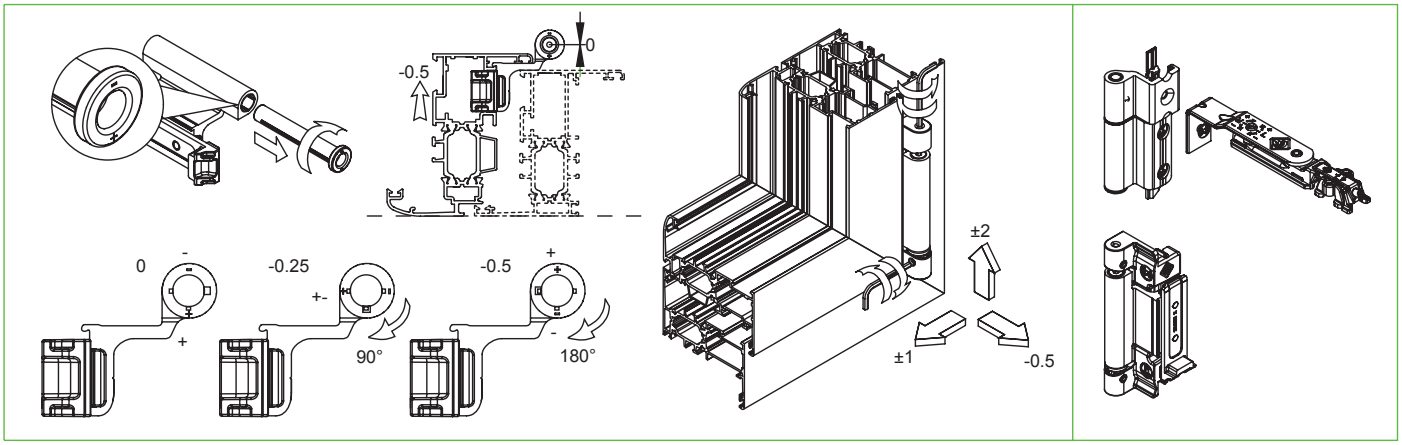

ART.	NODO | *SECTION*
3420.23	A01 - A03 - A05

Kit di conversione 100kg >>>160kg
Conversion kit 100kg >>>160kg

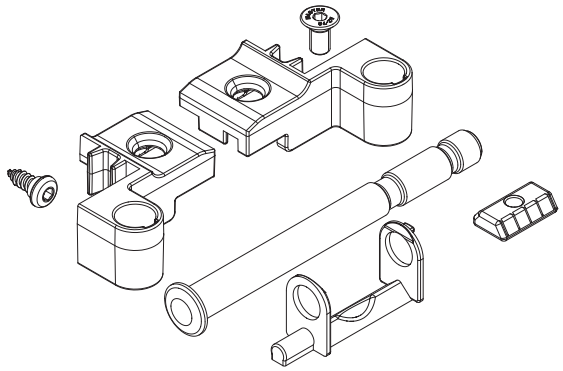

TABELLA DI CARICO | *LOAD CHART*

PESO MASSIMO DELL'ANTA (alluminio + vetro = 110 Kg) *MAXIMUM WEIGHT OF THE SASH (alluminium + glass =110 Kg)*												
Spessore max. del vetro indicato (es. 30 mm) *Maximum thickness of the glass (es. 30 mm)*							N.D. = Dimensione Non Disponibile *N.D. = Dimension Not Available*					
Nota: Lo spessore massimo del vetro impiegabile si riferisce al materiale senza la camera d'aria *Note: The maximum thickness of the glass is considered without the air-space*												
2700	40	37	30	25	21	19	16	15	13	12	11	11
2600	42	38	31	26	22	19	17	15	14	13	12	11
2500	43	40	32	27	23	20	18	16	15	13	12	11
2400	45	42	33	28	24	21	19	17	15	14	13	12
2300	47	43	35	29	25	22	19	17	16	14	13	12
2200	49	45	36	39	26	23	29	18	17	15	14	13
2100	50	48	38	32	27	24	21	19	17	16	15	14
2000	50	50	40	33	29	25	22	29	18	17	15	14
1900	50	50	42	35	30	26	23	21	19	18	16	15
1800	50	50	44	37	32	28	25	22	20	19	17	16
1700	50	50	47	39	34	29	26	24	21	29	18	15
1600	50	50	50	42	36	31	28	25	23	21	17	16
1500	50	50	50	44	38	33	30	27	24	22	18	17
1400	50	50	50	48	41	36	32	29	26	21	20	18
1300	50	50	50	50	44	38	34	31	25	23	21	16
1200	50	50	50	50	48	42	37	30	27	25	19	14
1100	50	50	50	50	50	45	36	33	30	23	17	16
1000	50	50	50	50	50	50	40	36	27	20	18	11
900	50	50	50	50	50	50	44	27	24	15	7	x
800	50	50	50	50	50	50	33	30	18	8	x	x
700	50	50	50	50	50	43	38	11	x	x	x	x
600	50	50	50	50	50	33	15	x	x	x	x	x
500	50	50	50	50	46	x	x	x	x	x	x	x
H / **L**	**370**	**400**	**500**	**600**	**700**	**800**	**900**	**1000**	**1100**	**1200**	**1300**	**1400**

WEEN

KIT CERNIERE ANTA AFFIANCATA 160KG

3D | 2,5 | 3 | Ø8

Kit Cerniere e braccio Ween per anta affiancata | Passive sash Ween hinge and arm | Charnières et bras pour dormant | Bisagras y compás para hoja pasiva



Cerniere in estruso e zama, contropiastre e viti; braccio con leva, viti e grani in acciaio inox, corpo in zama.

Extruded aluminum and zamak hinges, counterplates and screws; arm lever, screws and setscrews in stainless steel, zamak body.

Charnières en aluminium extrude et zamak, gâches et vis; bras levier, vis et grains en acier inox, corps en zamak.

Bisagras de aluminio extruido y zamac, cerraderos y tornillos; Compás con leva tornillos y prisioneros de acero inox, cuerpo de zamac.

ART.	3420.23			
Imballo | Package | Conditionnement | Embalaje	5 Pz			
Finiture disponibili | Available finishes Finitions disponibles | Acabados disponibles	1	2	3	4

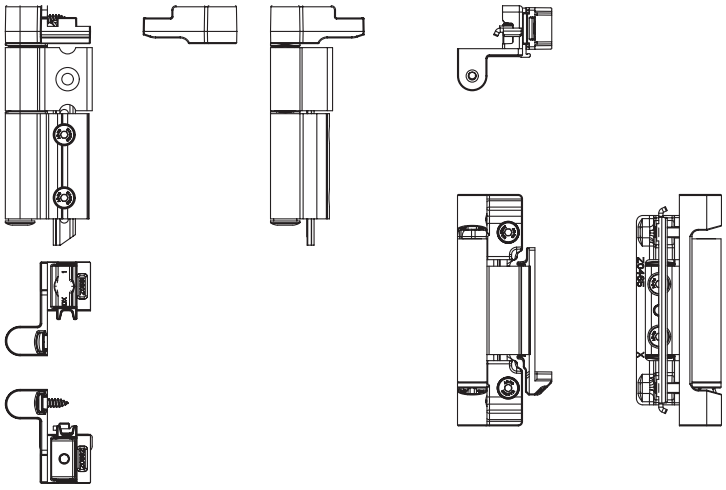

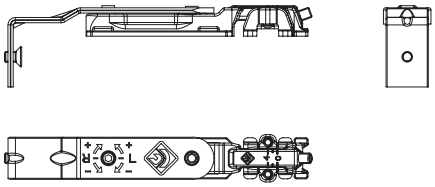

REGOLAZIONI | *ADJUSTEMENT*

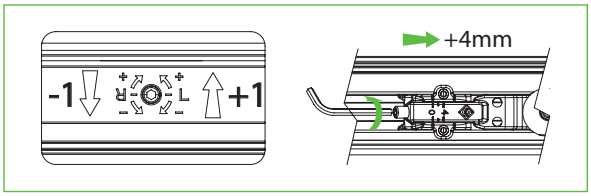

REGOLAZIONI | *ADJUSTEMENT*

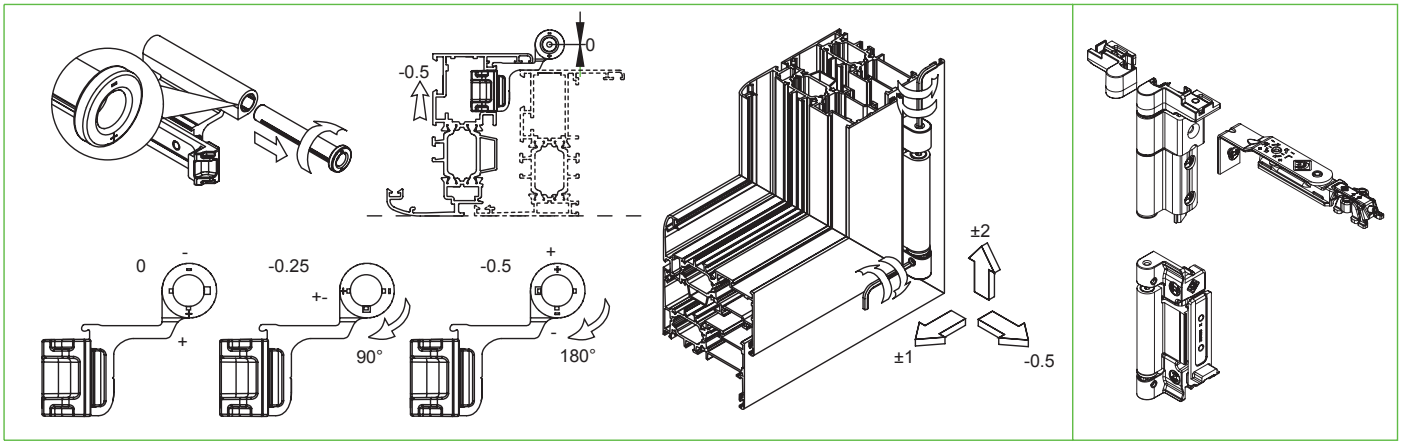

ART.	NODO | *SECTION*
3420.23	A01 - A03 - A05

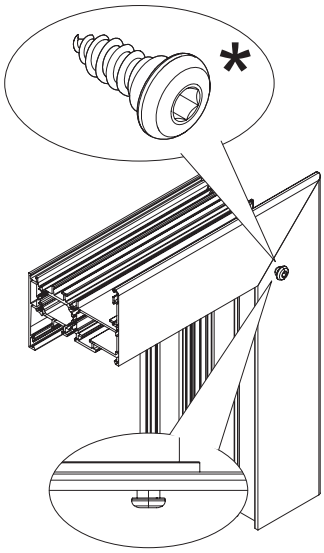

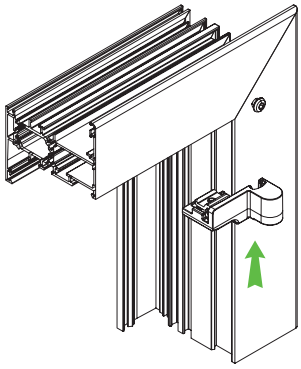



Portate > 100 kg e < 160 kg vite obbligatoria
Compulsory for sah weight > 100kg < 160 kg

TABELLA DI CARICO | *LOAD CHART*

PESO MASSIMO DELL'ANTA (alluminio + vetro = 160 Kg) *MAXIMUM WEIGHT OF THE SASH (alluminium + glass =160 Kg)*										
Spessore max. del vetro indicato (es. 30 mm) *Maximum thickness of the glass (es. 30 mm)*						N.D. = Dimensione Non Disponibile *N.D. = Dimension Not Available*				
Nota: Lo spessore massimo del vetro impiegabile si riferisce al materiale senza la camera d'aria *Note: The maximum thickness of the glass is considered without the air-space*										
2700	50	50	47	40	34	30	26	24	22	20
2600	50	50	49	41	35	31	27	25	22	21
2500	50	50	50	43	37	32	28	26	23	21
2400	50	50	50	44	38	33	30	27	24	22
2300	50	50	50	46	40	35	31	28	25	23
2200	50	50	50	48	42	36	32	29	26	24
2100	50	50	50	50	44	38	34	30	28	25
2000	50	50	50	50	46	40	36	32	29	27
1900	50	50	50	50	48	42	37	34	31	28
1800	50	50	50	50	50	44	40	36	32	30
1700	50	50	50	50	50	47	42	38	34	31
1600	50	50	50	50	50	50	44	40	36	33
1500	50	50	50	50	50	50	47	43	39	36
1400	50	50	50	50	50	50	50	46	42	34
1300	50	50	50	50	50	50	50	49	40	37
1200	50	50	50	50	50	50	50	48	44	40
1100	50	50	50	50	50	50	50	50	48	36
1000	50	50	50	50	50	50	50	50	44	32
900	50	50	50	50	50	50	50	43	39	24
800	50	50	50	50	50	50	50	48	29	13
700	50	50	50	50	50	50	50	18	x	x
600	50	50	50	50	50	50	24	x	x	x
500	50	50	50	50	50	x	x	x	x	x
H / L	**370**	**400**	**500**	**600**	**700**	**800**	**900**	**1000**	**1100**	**1200**

WEEN
BRACCIO PER ANTA AFFIANCATA

3D | 2,5 | 3

Braccio per anta affiancata | Passive sash arm |
Bras pour dormant | Compás para hoja pasiva



Braccio con leva, viti e grani in acciaio inox, corpo in zama.

Arm lever, screws and setscrews in stainless steel, zamak body.

Bras levier, vis et grains en acier inox, corps en zamak.

Compás con leva tornillos y prisioneros de acero inox, cuerpo de zamac.

ART.	3420.25			
Imballo | Package | Conditionnement | Embalaje	5 Pz			
Finiture disponibili | Available finishes Finitions disponibles | Acabados disponibles	1	2	3	4

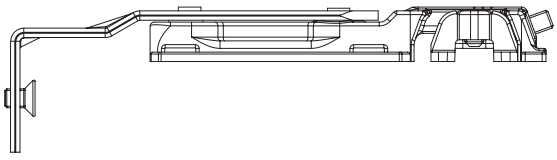

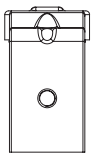

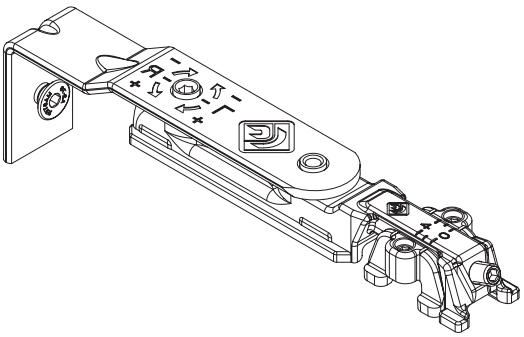



In abbinamento a 3400.24 | 3420.24
Combined with 3400.24 | 3420.24

REGOLAZIONI | *ADJUSTEMENT*

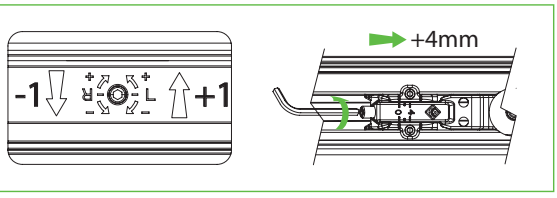

ART.	NODO *SECTION*
3420.25	A01 - A03 - A05

KIT CATENACCI
LATCH KIT

	ART.	DESCRIZIONE *DESCRIPTION*
	4515.1	*Catenaccio a leva bidirezionale per anta affiancata* *Two-way latch for inactive sash*
	4517.1	*Catenaccio a leva bidirezionale per anta affiancata (cava singola)* *Two-way latch for inactive sash (single groove)*
	3420.34	*Catenaccio a leva* *Lever bolt*

CERNIERE SINGOLE
SINGLE HINGES

		ART.	DESCRIZIONE *DESCRIPTION*
WEEN HIDE 180		3303S/D 3304S/D	*WEEN HIDE 180 - Cerniera Inf. DX SX* *WEEN HIDE 180 - Lower hinge RH LH*
		3303.71S/D 3304.71S/D	*WEEN HIDE 180 - Cerniera Sup. Battente DX SX* *WEEN HIDE 180 - Casement upper hinge RH LH*
WEEN HIDE 110		3312S/D	*"WEEN HIDE 110 - Cerniera Inf. DX SX* *WEEN HIDE 110- Lower hinge RH LH"*
		3312.71S/D 3311.71S/D	*"WEEN HIDE 110 - Cerniera Sup. Battente DX SX* *WEEN HIDE 110 - Casement upper hinge RH LH"*

GRUPPI CERNIERE
HINGES GROUPS

		ART.	DESCRIZIONE *DESCRIPTION*
WEEN HIDE 180		3303.12S/D 3304.12S/D	WEEN HIDE 180 - Gruppo cerniera battente DX SX *WEEN HIDE 180 - Casement hinges group RH LH*
WEEN HIDE 110		3311.12S/D 3312.12S/D	WEEN HIDE 110 - Gruppo cerniera battente DX SX *WEEN HIDE 110 - Casement hinges group RH LH*
WEEN CE 160 KG		3400.23	WEEN - Gruppo cerniera battente 100kg *WEEN - Casement hinges group 100kg*
		3420.23	WEEN 160kg - Gruppo cerniera battente *WEEN 160kg - Casement hinges group*
		3420.25 / 3421.25	WEEN - Braccio per cerniera battente *WEEN - Arm for Casement hinge*

BI-HID

CATENACCIO A LEVA BIDIREZIONALE PER ANTA AFFIANCATA

Catenaccio a leva bidirezionale per anta affiancata | Two-way latch for inactive sash
Bidirectionnel verrou pour dormant | Pasador bidireccional para hoja pasiva



Movimentazione e puntali in zama; compensatori in delrin; viti e camme in acciaio inox.

Zamak movimentation and push rod; delrin compensators; cams and screws in stainless steel.

Mouvement et gâche terminale en zamak; compensateurs en delrin; cames et vis en acier inox.

Movimiento y puntal de zamac; compensadores en delrin; tornillos y placas en acero inoxidable.

ART.	4515.1				4515.10 | 4515.15			
Imballo | Package | Conditionnement | Embalaje	10 PZ				20 PZ			
Finiture disponibili | Available finishes Finitions disponibles | Acabados disponibles	1	2	3	4	1	2	3	4

Art. 4515.10 **1**

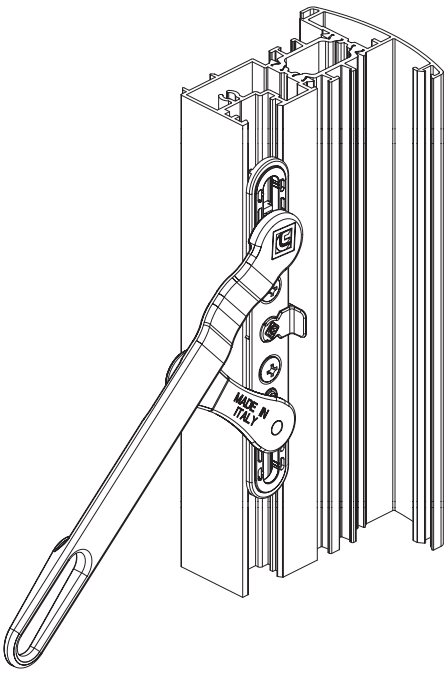

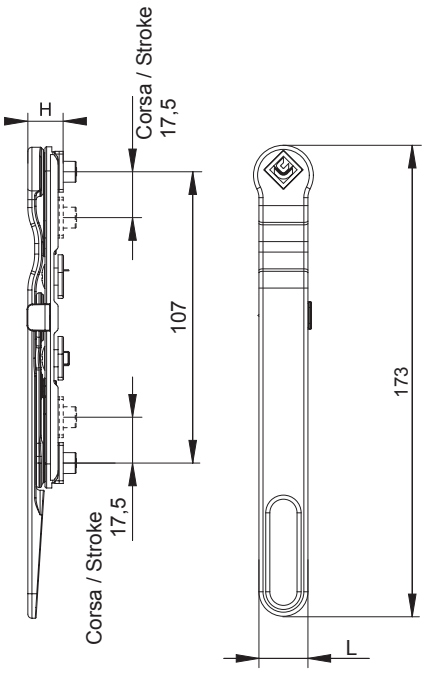

Art. 4515.15 **2**

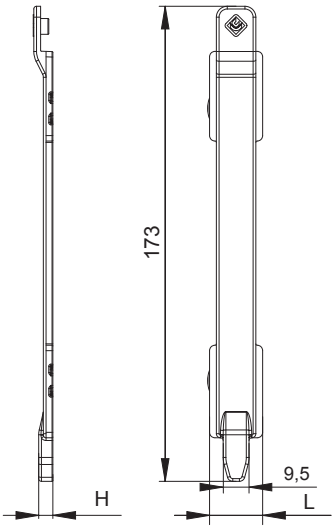

DESCRIZIONE *DESCRIPTION*	ART	H	L	NODI *SECTION*	
Corpo di manovra *Slider*	4515.10	13	22	A01 - A03 A05	1
Terminale superiore ed inferiore *Upper and lower rod end*	4515.15	7	19.5		2
Corpo di manovra + terminale superiore ed inferiore *Slider + upper and lower rod end*	4515.1 (4515.10+4515.15)	-	-		1 + 2

1D

CATENACCIO A LEVA AD APPOGGIO

Catenaccio a leva | Lever bolt
Verrou a levier | Pasador de leva

Catenacci in zama; viti TSP CR 3.5X25 autoforanti.

Zamak latches; TSP CR 3.5X25 self-drilling screws.

Verrous en zamak vis TSP CR 3.5X25 autoforeuses.

Pasaderos de zamac tornillos TSP CR 3.5X25 autoperforantes.



ART.	3420.34			
Imballo | Package | Conditionnement | Embalaje	5 Cp			
Finiture disponibili | Available finishes Finitions disponibles | Acabados disponibles	1	2	3	4

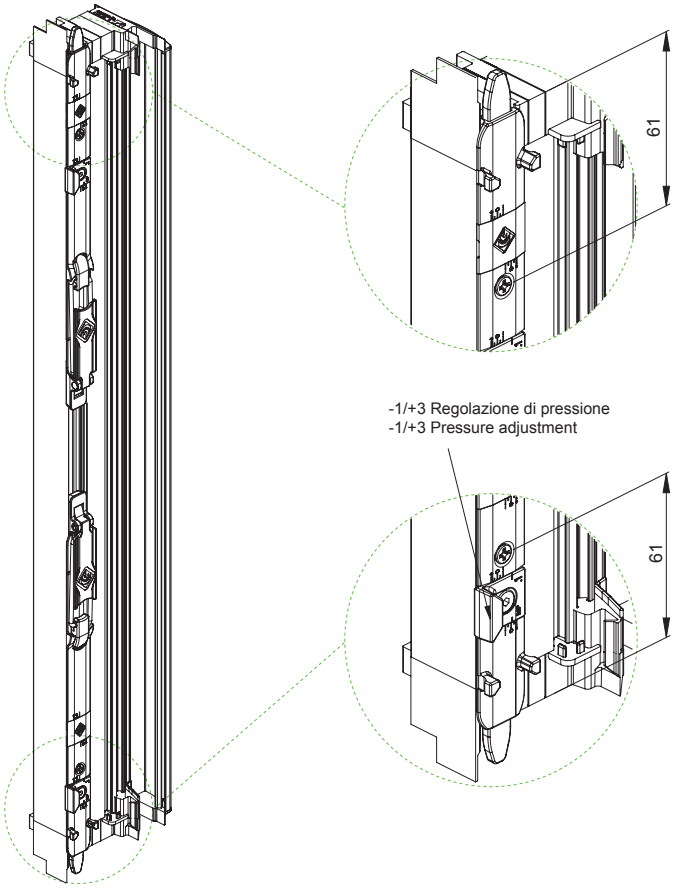

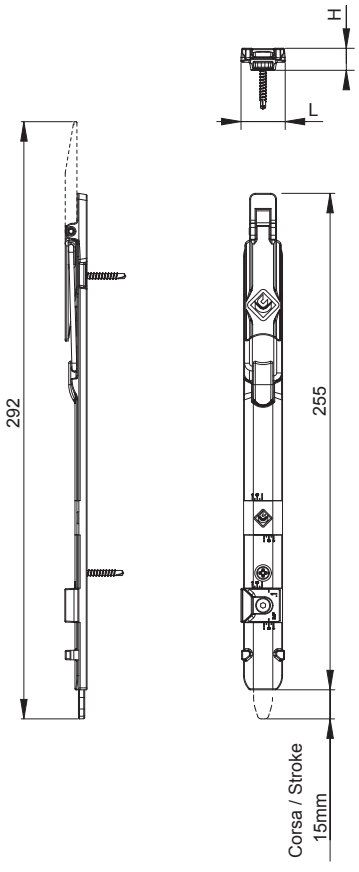

ART.	L	H
3420.34	20	11,5

Abbinabile a AR WEEN
Combinable with AR WEEN

CONFIGURAZIONI
CONFIGURATIONS

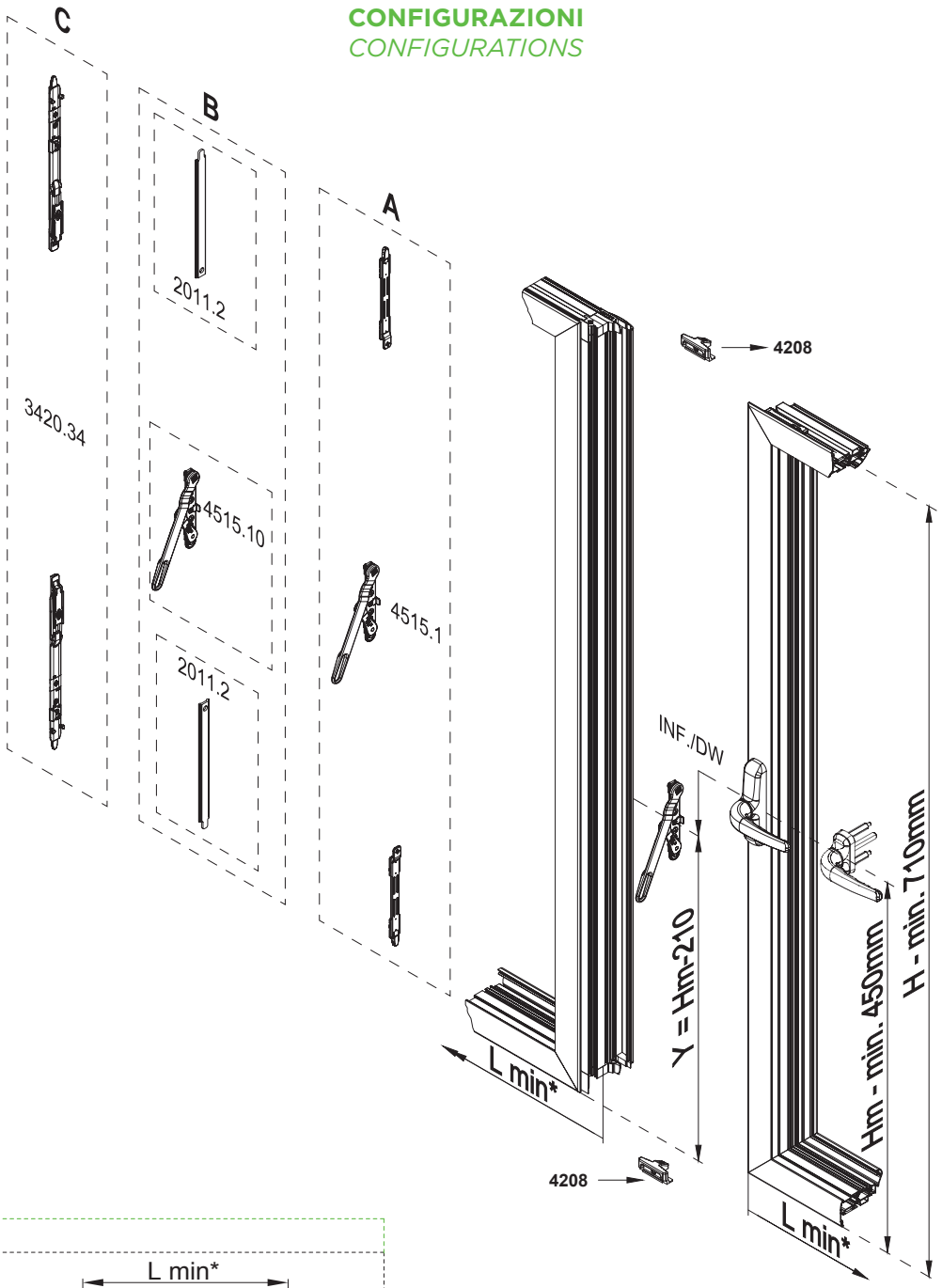

A-B

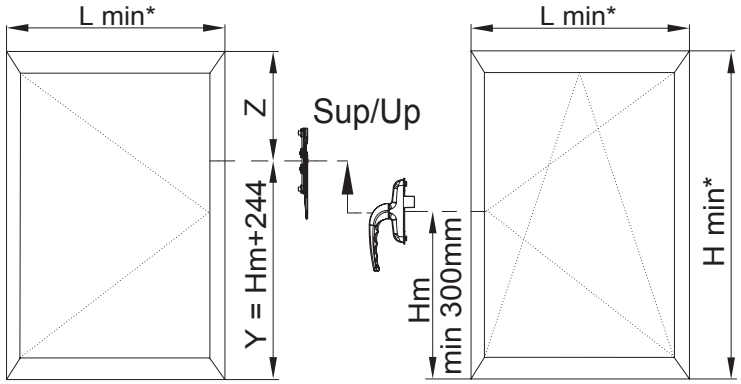

L min*
In funzione del profilo utilizzato la larghezza minima dell'anta (L) varia da 500 a 550 mm.
The minimum sash (L) width can vary from 500 to 550mm according to the used profiles.

H min*
3520/50.XX = 800mm
3530/60.XX = 1100mm

ARTICOLI COMPLEMENTARI

DESCRIZIONE *DESCRIPTION*	ART	KIT 3420F.1	KIT 3450F.1	KIT 3420LF.1	KIT 3450LF.1	KIT 3320F.1	KIT 3320F.2	KIT 3320LF.1	KIT 3320G.1
CREMONESI | *CREMONE-BOLT*									
"COMFORT" Cremonese *"COMFORT" Cremone bolt*	6011.10	X				X			
"COMFORT" Cremonese con chiave *"COMFORT" Cremone bolt with key*	6032.10	X				X			
"COMFORT 104" Cremonese *COMFORT 104" Cremone bolt*	6015	X				X			
"COMFORT 104" Cremonese con chiave *"COMFORT 104" Cremone bolt with key*	6036	X				X			
"ITALIA" Cremonese *"ITALIA" Cremone bolt*	6018	X				X			
"ITALIA" Cremonese con chiave *"ITALIA" Cremone bolt with key*	6038	X				X			
"COMFORT" Cremonese *"COMFORT" Cremone bolt*	6010.21		X				X		
"COMFORT" Cremonese con chiave *"COMFORT" Cremone bolt with key*	6031.21		X				X		
"COMFORT 104" Cremonese *"COMFORT 104" Cremone bolt*	6015.21		X				X		
"ITALIA" Cremonese *"ITALIA" Cremone bolt*	6018.21		X				X		
"COMFORT LOGICA" Cremonese con chiave, per anta ribalta logica interasse 104 - DX /SX *"COMFORT LOGICA" Cremone bolt with key, for Tilt before Turn int. 104 - RH/LH*	6036.20D/S			X				X	X
"COMFORT LOGICA" Cremonese con chiave, per anta ribalta logica interasse 104 - DX /SX *"COMFORT LOGICA" Cremone bolt with key, for Tilt before Turn int. 104 - RH/LH*	6036.25D/S				X				
"COMFORT LOGICA" Cremonese con chiave, per anta ribalta logica interasse 98 - DX /SX *"COMFORT LOGICA" Cremone bolt with key, for Tilt before Turn int. 89 - RH*	6036.23D/S				X				
"ITALIA LOGICA" Cremonese con chiave, per anta ribalta logica - DX /SX *"ITALIA LOGICA" Cremone bolt with key, for Tilt before Turn - RH/LH*	6038.20D/S			X				X	X
"ITALIA LOGICA" Cremonese con chiave, per anta ribalta logica - DX /SX *"ITALIA LOGICA" Cremone bolt with key, for Tilt before Turn - RH/LH*	6038.25D/S				X				
Cremonese Karma *Karma Cremone bolt*	6061	X				X			
Cremonese Karma con chiave *Karma Cremone bolt with key*	6063	X				X			
Cremonese Karma *Karma Cremone bolt*	6061.21		X				X		
Cremonese Karma con chiave per anta ribalta logica *Karma Cremone bolt with key for Tilt before Turn*	6063.20			X				X	X
Cremonese Karma con chiave per anta ribalta logica *Karma Cremone bolt with key for Tilt before Turn*	6063.25				X				
"KARMA" Cremonese con manico asportabile *"KARMA" Cremone bolt with removable handle*	6061.24		X				X		

ARTICOLI COMPLEMENTARI

DESCRIZIONE *DESCRIPTION*	ART	KIT 3420F.1	KIT 3450F.1	KIT 3420LF.1	KIT 3450LF.1	KIT 3320F.3	KIT 3320F.4	KIT 3320LF.3	KIT 3320G.1
ASTINE | *ROD*									
Astina in poliammide *Polyamide rod*	2010.2B	X	X	X	X	X	X	X	
MARTELLINE E MOVIMENTAZIONE MONODIREZIONALE | *HANDLES AND ONE WAY MOVEMENT*									
"SHARK" Movimentazione monodirezionale con anti falsa manovra Entrata 9,6 mm *"SHARK" One-way movement with anti-false manoeuvre Backset 9,6 mm*	3627	X		X		X		X	X
"SHARK" Movimentazione monodirezionale senza anti falsa manovra Entrata 9,6 mm *"SHARK" One-way movement without anti-false manoeuvre Backset 9,6 mm*	3627.10		X		X		X		
"SHARK" Movimentazione monodirezionale con anti falsa manovra Entrata 11,5 mm *"SHARK" One-way movement with anti-false manoeuvre Backset 11,5 mm*	3627.2	X		X		X		X	X
"SHARK" Movimentazione monodirezionale senza anti falsa manovra Entrata 11,5 mm *"SHARK" One-way movement without anti-false manoeuvre Backset 11,5 mm*	3627.12		X		X		X		
"SHARK" Movimentazione monodirezionale con anti falsa manovra Entrata 3,3 mm *"SHARK" One-way movement with anti-false manoeuvre Backset 3,3 mm*	3630.20	X		X		X		X	X
"SHARK" Movimentazione monodirezionale senza anti falsa manovra Entrata 3,3 mm *"SHARK" One-way movement without anti-false manoeuvre Backset 3,3 mm*	3630.30		X		X		X		
"SHARK MINIMAL" Movimentazione monodirezionale con anti falsa manovra - Entrata 3,3 mm *"SHARK MINIMAL" One-way movement with anti-false manoeuvre - Backset 3,3 mm*	3631	X		X		X		X	X
"SHARK MINIMAL" Movimentazione monodirezionale senza anti falsa manovra - Entrata 3,3 mm *"SHARK MINIMAL" One-way movement without anti-false manoeuvre - Backset 3,3 mm*	3631.10		X		X		X		
"SHARK MINIMAL" Movimentazione monodirezionale con anti falsa manovra - Entrata 3,3 mm"SHARK MINIMAL" One-way movement with anti-false manoeuvre - Backset 3,3 mm	3630	X		X		X		X	X
"SHARK MINIMAL" Movimentazione monodirezionale senza anti falsa manovra - Entrata 3,3 mm "SHARK MINIMAL" One-way movement without anti-false manoeuvre - Backset 3,3 mm	3630.10		X		X		X		
"COMFORT" Martellina *"COMFORT" Handle*	3070	X	X			X	X		
"COMFORT" Martellina con chiave *"COMFORT" Handle with key*	3070.2	X	X			X	X		
"ITALIA" Martellina *"ITALIA" Handle*	3072	X	X			X	X		
"ITALIA" Martellina con chiave *"ITALIA" Handle with key*	3077.2	X	X			X	X		
"ITALIA" Martellina minimal design "ITALIA" Handle minimal design	3090	X	X			X	X		
"ITALIA" Martellina minimall design *"ITALIA" Handle minimall design*	3090.20	X	X			X	X		
"ITALIA" Martellina minimall design int. 43 mm *"ITALIA" Handle minimall design int. 43 mm*	3090.30	X	X			X	X		
"COMFORT LOGICA" Martellina DX/LX *"COMFORT LOGICA" RH/LH handle*	3070.25D/S			X	X			X	X
"ITALIA LOGICA" Martellina DX/LX *"ITALIA LOGICA" RH/LH handle*	3077.25D/S			X	X			X	X

ARTICOLI COMPLEMENTARI

DESCRIZIONE *DESCRIPTION*	ART	KIT 3420F.1	KIT 3450F.1	KIT 3420LF.1	KIT 3450LF.1	KIT 3320F.3	KIT 3320F.4	KIT 3320LF.3	KIT 3320G.1
BRACCIO LIMITATORE | *LIMITER ARM*									
"ITALIA" Martellina minimall design *"ITALIA" Handle minimall design*	3090.20	X	X			X	X		
"ITALIA" Martellina minimall design int. 43 mm *"ITALIA" Handle minimall design int. 43 mm*	3090.30	X	X			X	X		
"COMFORT LOGICA" Martellina DX *"COMFORT LOGICA" RX handle*	3070.25D			X	X			X	X
"COMFORT LOGICA" Martellina SX *"COMFORT LOGICA" LX handle*	3070.25S			X	X			X	X
"ITALIA LOGICA" Martellina DX *"ITALIA LOGICA" RX handle*	3077.25D			X	X			X	X
"ITALIA LOGICA" Martellina SX *"ITALIA LOGICA" LX handle*	3077.25S			X	X			X	X
Martellina Karma *Karma Handle*	3100	X	X			X	X		
Martellina Karma con chiave *Karma Handle with key*	3101	X	X			X	X		
Martellina Karma minimal design *Minimal Design Karma Handle*	3091	X	X			X	X		
Martellina Karma minimal design *Minimal Design Karma Handle*	3091.20	X	X			X	X		
Martellina Karma minimal design int.43 *Minimal Design Karma Handle int.43*	3091.30	X	X			X	X		
Martellina Karma Logica *Karma Handle for Tilt befor turn*	3101.25			X	X			X	X
BRACCIO LIMITATORE | *LIMITER ARM*									
"SIMPLE PLUS" Limitatore di apertura *"SIMPLE PLUS" Limiter arm*	1115.1/.11	X	X	X	X	X	X	X	X
Braccio limitatore di apertura con chiave di sgancio *Limiter for opening with release key*	1203A.6/.8/.10	X	X	X	X	X	X	X	X

WEEN

KIT CATENACCI A LEVA CON PUNTALI ANTI EFFRAZIONE

Kit puntali antieffrazione | Kit push rod anti-burglar |
Gâche terminale anti-effraction | Puntal anti-robo



Blocchetto di collegamento e incontro in zama, terminale in acciaio inox AISI 316

Connecting block and counterplate in zamak terminal in stainless steel AISI 316

Bloc de connexion et gâche en zamak terminale et en acier inox AISI 316

Bloque de conexión y cerradero en zamak, terminal de acero inoxidable AISI 316

ART.	4532.2			
Imballo | Package | Conditionnement | Embalaje	5 Pz			
Finiture disponibili | Available finishes Finitions disponibles | Acabados disponibles	1	2	3	4

Art. 4532.2

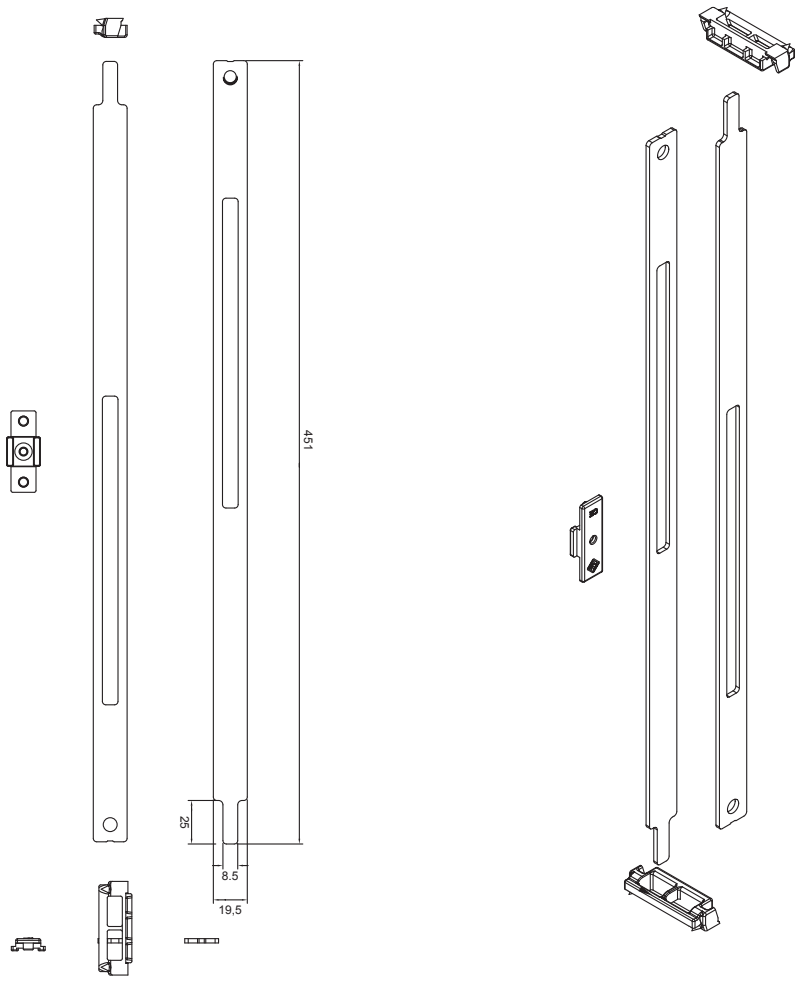

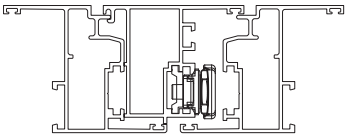

Art.	Nodo *Section*
4532.2	B01

LAVORAZIONI
MACHINING

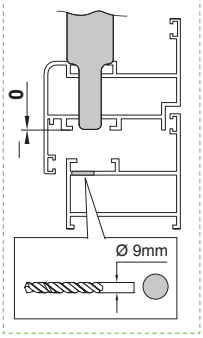

DOPPIA ANTA | *DOUBLE SASH*

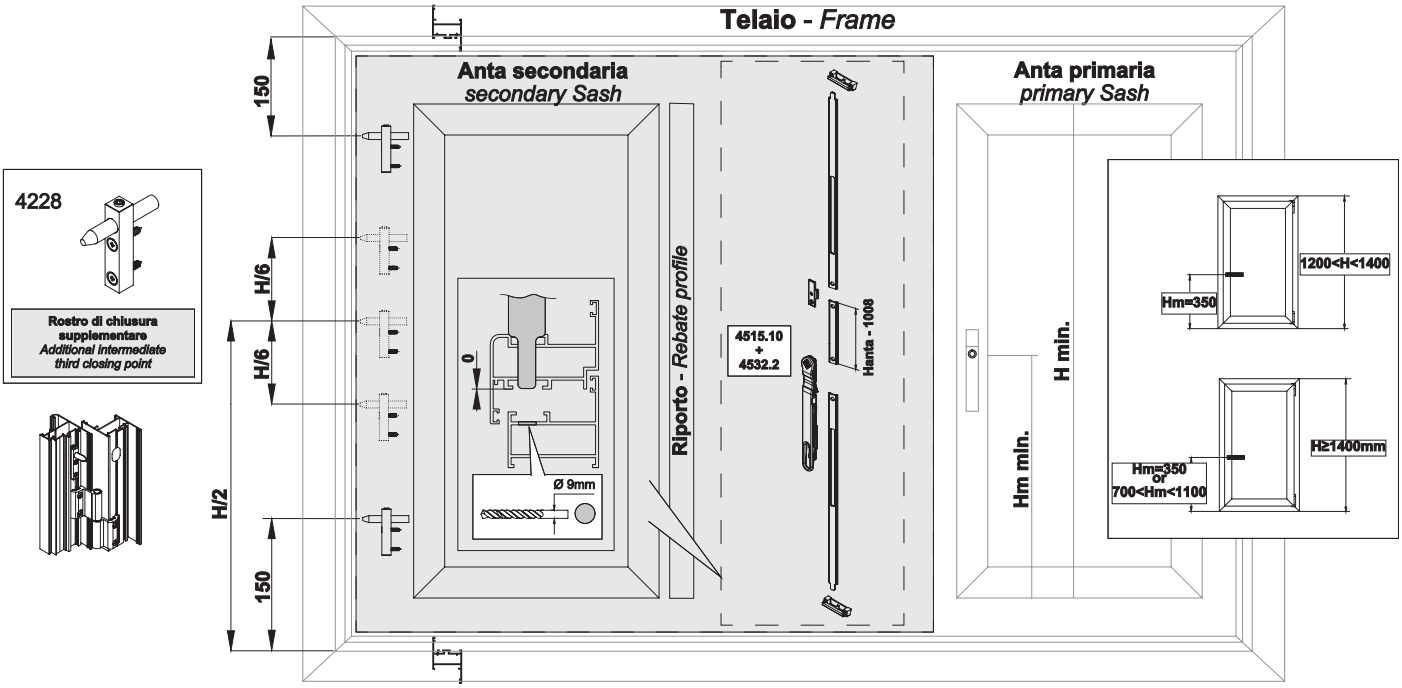

ANTA SECONDARIA | *SECONDARY SASH*

Configuarazioni punti di chiusura addizionali
Additional locking point configurations

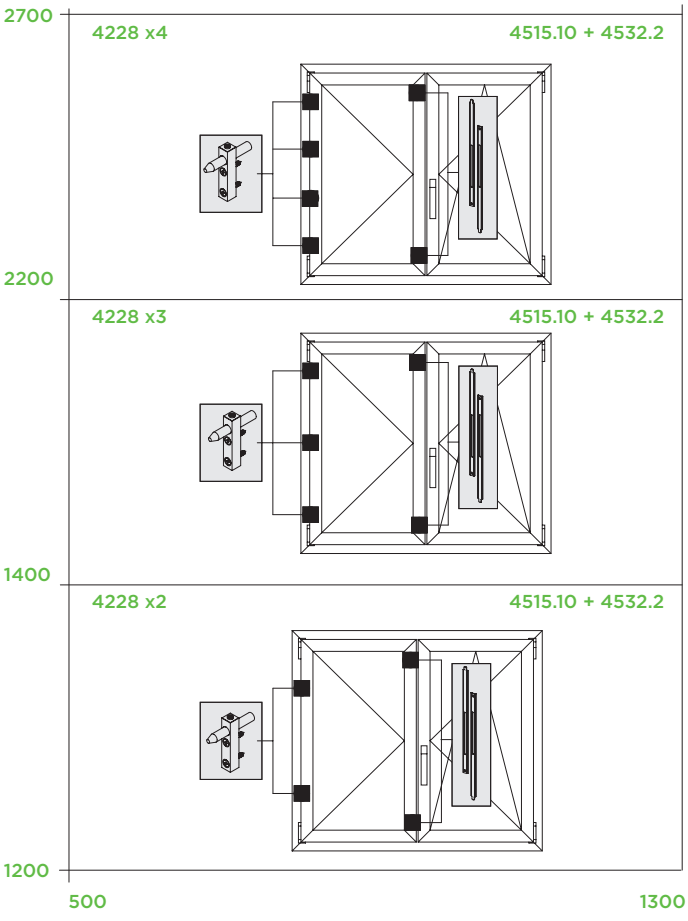

ARTICOLI PER ANTA AFFINACATA | *ARTICLES FOR SECONDARY SASH*

WEEN
3420.23
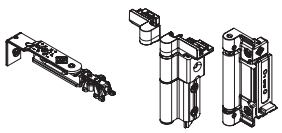

WEEN HIDE 180	
3304.71 S/D	3304 S/D
3303.71 S/D	3303 S/D
	

WEEN HIDE 110	
3312.71S/D	3312S/D
3311.71S/D	3311S/D
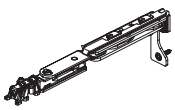	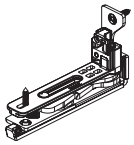

NOTE / NOTES

PROGRAMMA WEEN R40
R40 *WEEN PROGRAM*

LA GAMMA COMPLETA DI SOLUZIONI PER SISTEMI ANTA RIBALTA
THE COMPLETE RANGE OF SOLUTIONS FOR TILT AND TURN SYSTEMS

MOVIMENTAZIONI MONODIREZIONALI SHARK
SHARK ONE-WAY MOVEMENT

ENTRATA / *ENTRY* 3,3

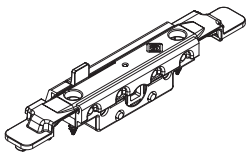

ENTRATA / *ENTRY* 9,5

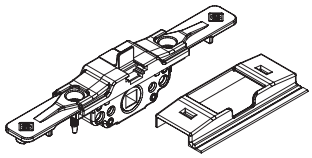

ENTRATA / *ENTRY* 11,5

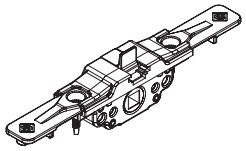

WEEN KIT CHIUSURE
WEEN CLOSING KIT

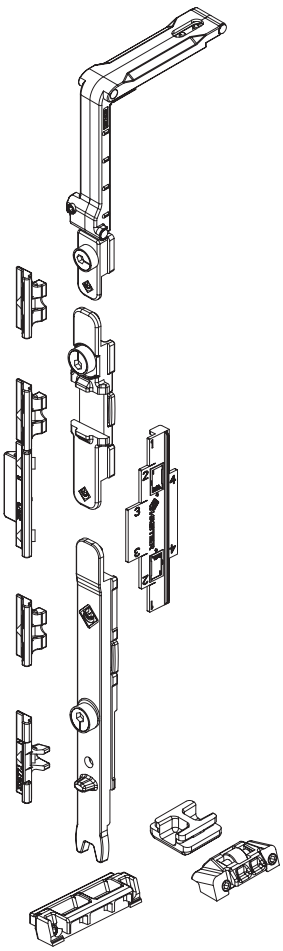

BRACCIO E CHIUSURE SUPPLEMENTARI | *ADDITIONAL ARM AND CLOSING KIT*

KIT BRACCIO SUPPLEMENTARE
ADDITIONAL ARM

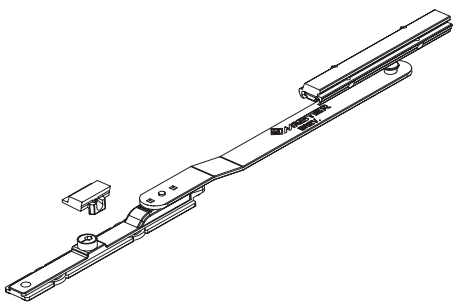

KIT CHIUSURE
KIT LOCKING POINT

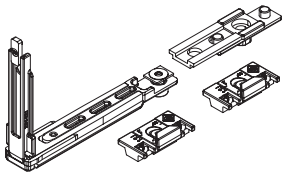

KIT CHIUSURE ORIZZONTALI INFERIORI
EXTRA LOCKING POINT

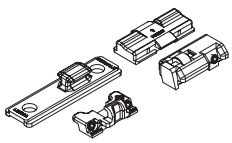

PUNTO DI CHIUSURA ANTIEFFRAZIONE
BURGLARY RESISTANT LOCKING POINT

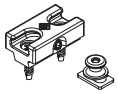

WEEN 140 kg

BRACCI | *ARMS*



WEEN KIT CERNIERE 100 Kg *WEEN HINGES*

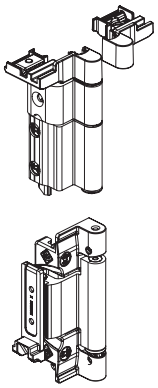

WEEN HIDE 110°

CERNIERA SUPERIORE BRACCIO LUNGO *UPPER CONCEALED HINGE - LONG ARM*

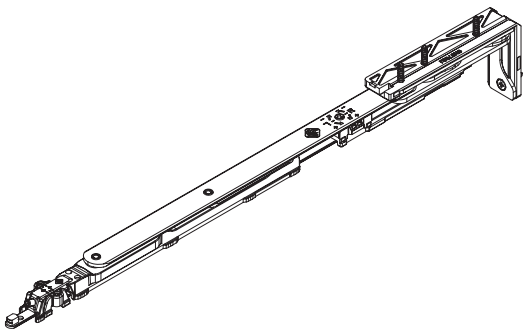

CERNIERA SUPERIORE BRACCIO CORTO *UPPER CONCEALED HINGE - SHORT ARM*

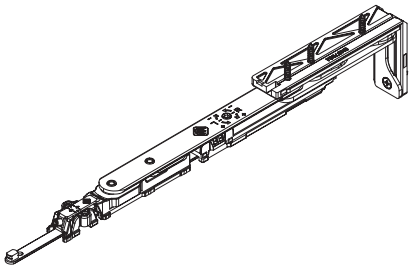

CERNIERA INFERIORE *LOWER CONCALED HINGE*

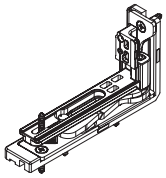

WEEN ERRE
KIT CHIUSURE

1D | 2,5 | 3 | Ø8



Kit chiusure Ween ERRE | Ween ERRE closing kit | Kit de fermeture Ween ERRE | Kit de cierre Ween ERRE

Rinvio d'angolo, terminali e riscontri in zama.

Corner return, terminals and handles in zamak.

Renvoi d'angle, embout de tringle et gâches en zamak.

Reenvío de ángulo Bloqueo y cerradero de zamac.

ART.	3321G.1				3321LG.1			
Imballo | Package | Conditionnement | Embalaje	5 Kit				5 Kit			
Finiture disponibili | Available finishes Finitions disponibles | Acabados disponibles	1	2	3	4	1	2	3	4

ART.	NODO *SECTION*
3321G.1	A08
3321LG.1	A08

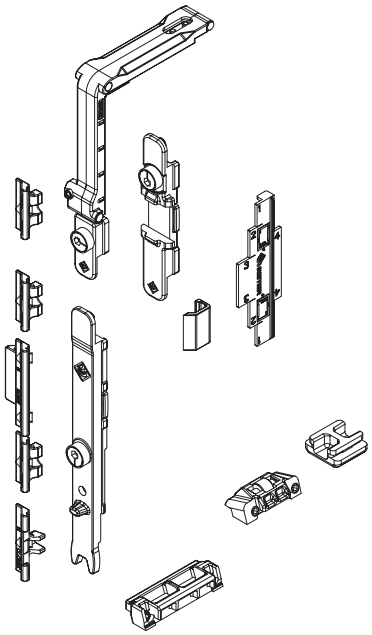

Art. 3321G.1
Kit base standard con **antifalsamanovra sulla cremonese**
*Standard kit with **anti-false manoeuvre on cremone bolt (AFM)***

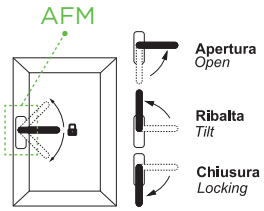

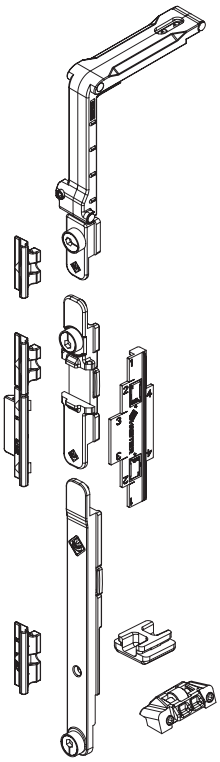

Art. 3321LG.1
Kit base manovra logica con **antifalsamanovra sulla cremonese**
*Logic version with **anti-false manoeuvre on cremone bolt (AFM)***

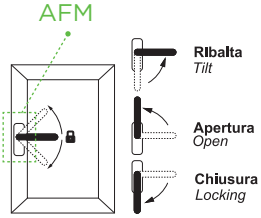

WEEN ERRE
KIT CHIUSURE

1D | 2,5 | 3 | Ø8

Kit chiusure Ween ERRE | Ween ERRE closing kit |
Kit de fermeture Ween ERRE | Kit de cierre Ween ERRE



Rinvio d'angolo, terminali e riscontri in zama.

Corner return, terminals and handles in zamak.

Renvoi d'angle, embout de tringle et gâches en zamak.

Reenvío de ángulo Bloqueo y cerradero de zamac.

ART.	3321G.2				3321LG.2			
Imballo | Package | Conditionnement | Embalaje	5 Kit				5 Kit			
Finiture disponibili | Available finishes Finitions disponibles | Acabados disponibles	1	2	3	4	1	2	3	4

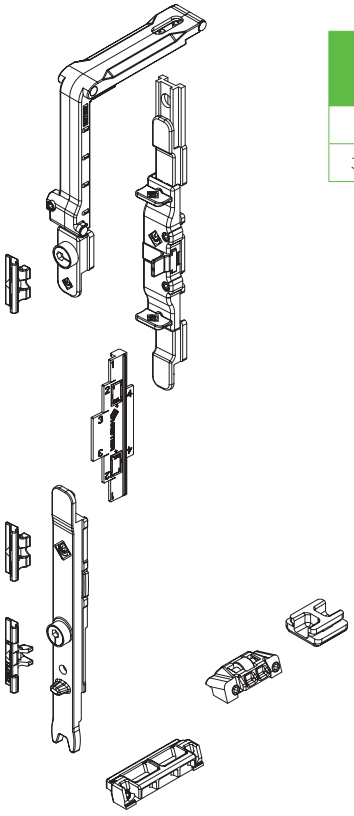

ART.	NODO *SECTION*
3321G.2	A08
3321LG.2	A08

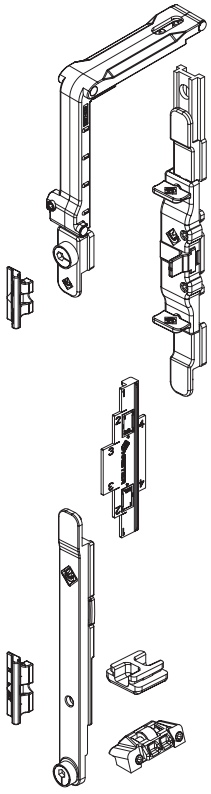

Art. 3321G.2
Kit base standard con **antifalsamanovra superiore**
*Standard kit with **upper anti-false manoeuvre (AFM)***

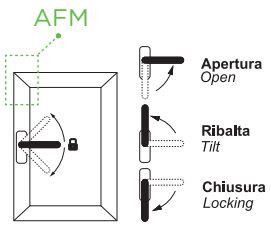

Art. 3321LG.2
Kit base manovra logica con **antifalsamanovra superiore**
*Logic version with **upper anti-false manoeuvre (AFM)***

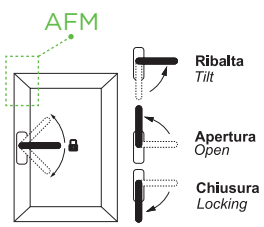

WEEN ERRE
KIT CHIUSURE

1D | 2,5 | 3 | Ø8



Kit chiusure Ween ERRE | Ween ERRE closing kit |
Kit de fermeture Ween ERRE | Kit de cierre Ween ERRE

Rinvio d'angolo, terminali e riscontri in zama.

Corner return, terminals and handles in zamak.

Renvoi d'angle, embout de tringle et gâches en zamak.

Reenvío de ángulo Bloqueo y cerradero de zamac.

ART.	3321G.3				3321LG.3			
Imballo | Package | Conditionnement | Embalaje	5 Kit				5 Kit			
Finiture disponibili | Available finishes Finitions disponibles | Acabados disponibles	1	2	3	4	1	2	3	4

ART.	NODO *SECTION*
3321G.3	A08
3321LG.3	A08

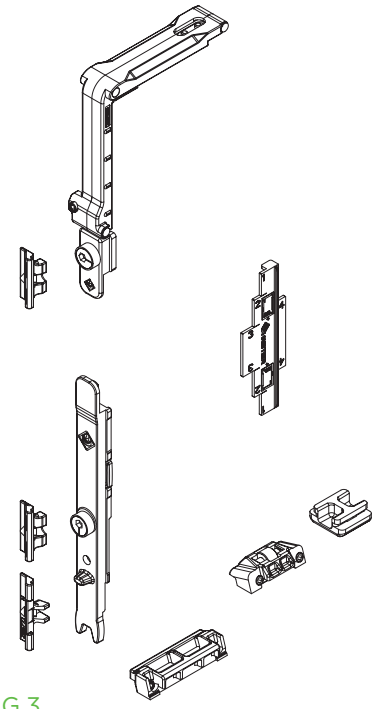

Art. 3321G.3
Kit base standard con **antifalsamanovra sulla movimentazione**
Standard kit with ***anti-false manoeuvre on one-way movement (AFM)***

AFM

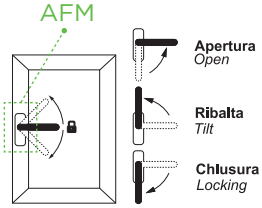

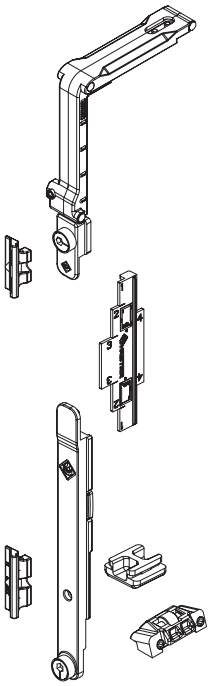

Art. 3321LG.3
Kit base manovra logica con **antifalsamanovra sulla movimentazione**
Logic version with ***anti-false manoeuvre on one-way movement (AFM)***

AFM

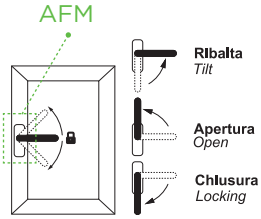

Solo in abbinamento alle movimentazioni Shark
Only combined with shark one-way movement

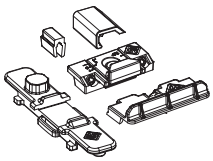

Art. 6111.15
Kit di conversione per abbinamento con cremonese
Conversion kit to combine with cremone bolt

WEEN ERRE
KIT CHIUSURE

1D | 2,5 | 3 | Ø8



Kit chiusure Ween ERRE | Ween ERRE closing kit |
Kit de fermeture Ween ERRE | Kit de cierre Ween ERRE

Rinvio d'angolo, terminali e riscontri in zama.

Corner return, terminals and handles in zamak.

Renvoi d'angle, embout de tringle et gâches en zamak.

Reenvío de ángulo Bloqueo y cerradero de zamac.

ART.	3321G.4				3321LG.4			
Imballo | Package | Conditionnement | Embalaje	5 Kit				5 Kit			
Finiture disponibili | Available finishes Finitions disponibles | Acabados disponibles	1	2	3	4	1	2	3	4

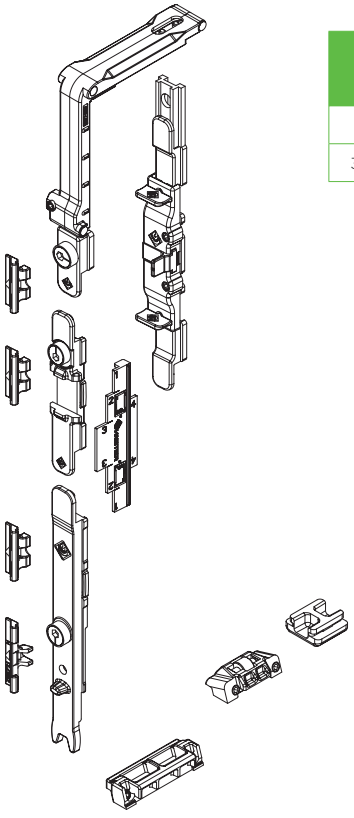

ART.	NODO *SECTION*
3321G.4	A08
3321LG.4	A08

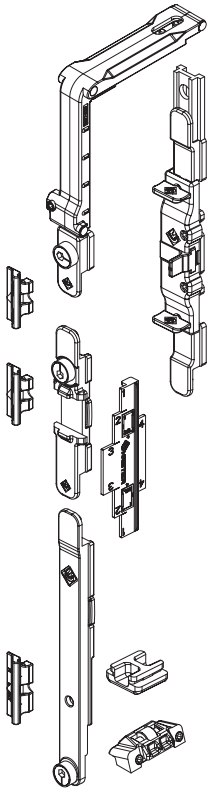

Art. 3321G.4
Kit base standard con **antifalsamanovra superiore**
*Standard kit with **upper anti-false manoeuvre (AFM)***

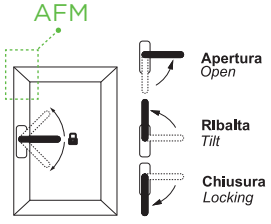

Art. 3321LG.4
Kit base manovra logica con **antifalsamanovra superiore**
*Logic version with **upper anti-false manoeuvre (AFM)***

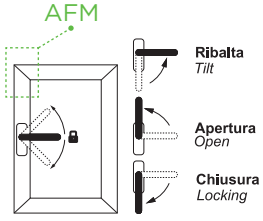

WEEN ERRE

KIT CERNIERE ERRE40 - 140KG

3D | 2,5 | 3 | Ø8

Kit Cerniere Ween | Ween hinge | Charnières Ween | Bisagras Ween



Cerniere in estruso e zama, contropiastre e viti; braccio con leva, viti e grani in acciaio inox, corpo in zama.

Extruded aluminum and zamak hinges, counterplates and screws; arm lever, screws and setscrews in stainless steel, zamak body.

Charnières en aluminium extrude et zamak, gâches et vis; bras levier, vis et grains en acier inox, corps en zamak.

Bisagras de aluminio extruido y zamac, cerraderos y tornillos; Compás con leva tornillos y prisioneros de acero inox, cuerpo de zamac.

ART.	3421.24			
Imballo | Package | Conditionnement | Embalaje	5 Pz			
Finiture disponibili | Available finishes Finitions disponibles | Acabados disponibles	1	2	3	4

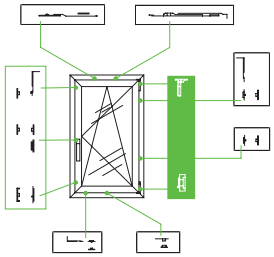

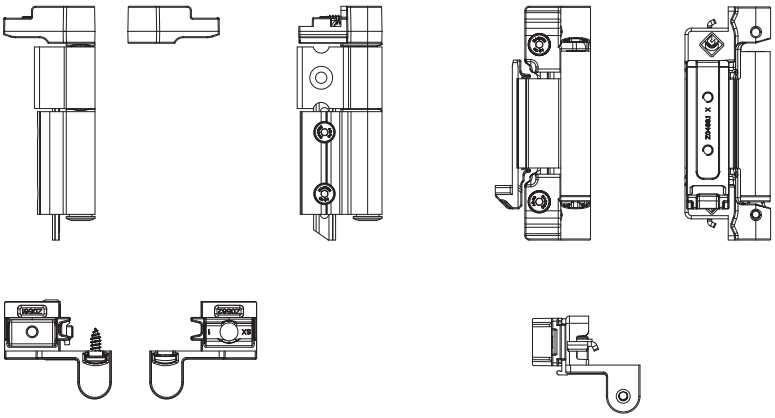

Art. 3421.50
Dima di foratura
Drilling template

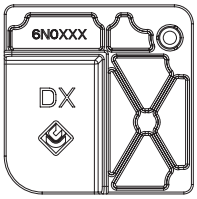

REGOLAZIONI | *ADJUSTEMENT*

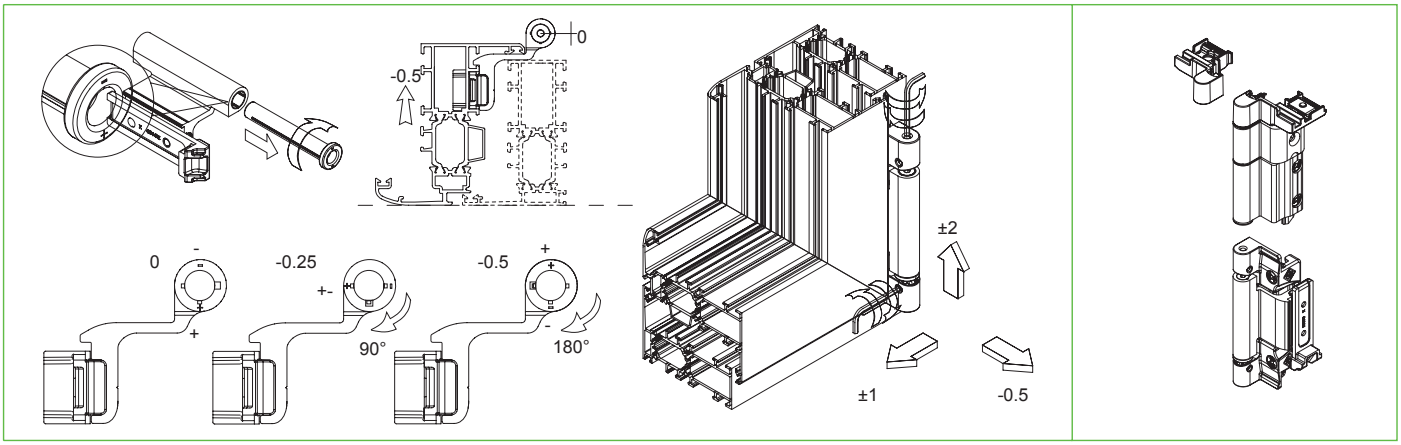

WEEN ERRE

BRACCIO PER ANTA RIBALTA WEEN ERRE40

2D | 2,5 | 3 | Ø8

Braccio anta ribalta Ween | Ween tilt and turn arm
Bras oscillo-battant Ween | Compás oscilobatiente Ween



Leve, viti e grani in Acciaio inox, corpo in zama, antivento in nylon

Levers, screw and setscrews in stainless steel, zamak body, nylon windproof system

Leviers, vis et grains en acier inox, corps en zamak, système protégeant du vent en nylon

Levas, tornillos y prisioneros de acero inox, cuerpo de zamac, sistema contaviento de nylon

ART.	TUTTI | ALL | TOUS | TODOS			
Imballo | Package | Conditionnement | Embalaje	5 Pz			
Finiture disponibili | Available finishes Finitions disponibles | Acabados disponibles	1	2	3	4

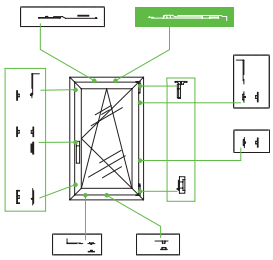

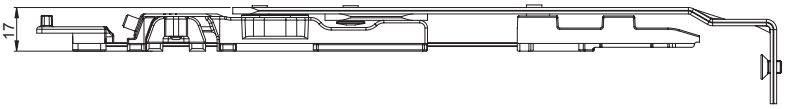



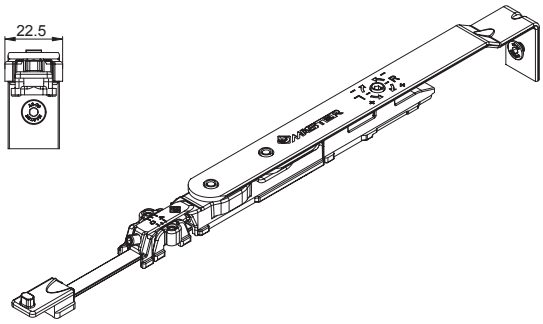

ANTA RIBALTA | *TILT AND TURN*		
DESCRIZIONE *DESCRIPTION*	ART.	NODO *SECTION*
L anta da 395mm a 450mm *L sash from 395mm to 450mm*	3421.20 **	A08
L anta da 451mm a 650mm *L sash from 451mm to 650mm*	3421.21*	A08
L anta da 651mm a 1700mm *L sash from 651mm to 1700mm*	3421.22*	A08

* Perno microventilazione integrato
** Microventilation pin built-in*

**Braccio con aggancio antieffrazione
***Arm with anti-burglar connection*

LOGICA | *TILT BEFORE TURN*		
DESCRIZIONE *DESCRIPTION*	ART.	NODO *SECTION*
L anta da 395mm a 450mm *L sash from 395mm to 450mm*	3421L.20 **	A08
L anta da 451mm a 650mm *L sash from 451mm to 650mm*	3421L.21*	A08
L anta da 651mm a 1700mm *L sash from 651mm to 1700mm*	3421L.22*	A08

* Perno microventilazione integrato
** Microventilation pin built-in*

**Braccio con aggancio antieffrazione
***Arm with anti-burglar connection*

REGOLAZIONI | *ADJUSTEMENT*

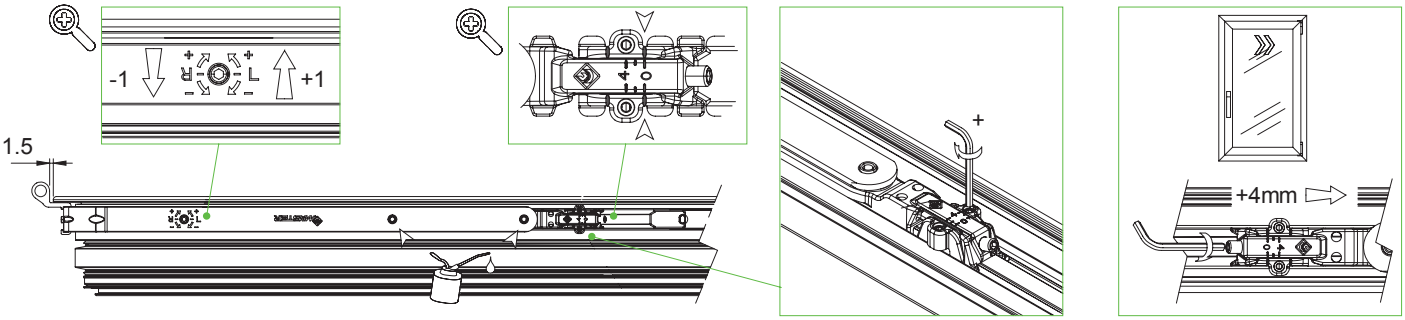

WEEN HIDE 110 ERRE

CERNIERA INFERIORE

BREVETTATO PATENTED | 3D | 3

Cerniera a scomparsa inferiore regolabile per A/R | Adjustable Lower Concealed Hinge for T&T | Paumelle invisible inférieure réglable por O/B | Bisagra Oculta inferior para O/B



Leve in acciaio, corpo di regolazione in zama. Portata massima: 110 Kg - 140 Kg in abbinamento a 3310.50

Levers in stainless steel, fixing -set zamak body. Maximum load : 110kgs- 140Kgs combined with 3310.50

Leviers en acier, corps de réglage en zamak. Portée: 110 kgs- 140 kgs, à assortir avec 3310.50

Levas de acero, cuerpo de regulación de zamac. Soporta hasta: 110 kgs- 140 kgs, se combina con 3310.50

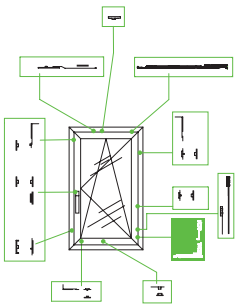

ART.	3313 S/D			
Imballo | Package | Conditionnement | Embalaje	5 Pz			
Finiture disponibili | Available finishes Finitions disponibles | Acabados disponibles	1	2	3	4

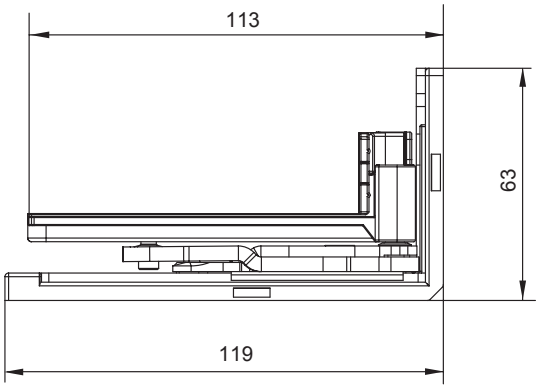

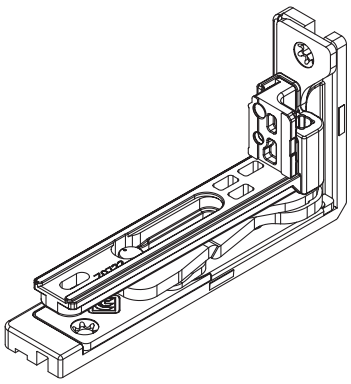

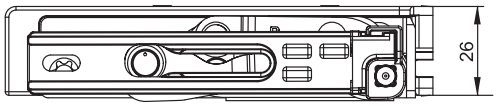

ART.	NODO *SECTIONS*
3313 S/D	A08

REGOLAZIONI | *ADJUSTEMENT*

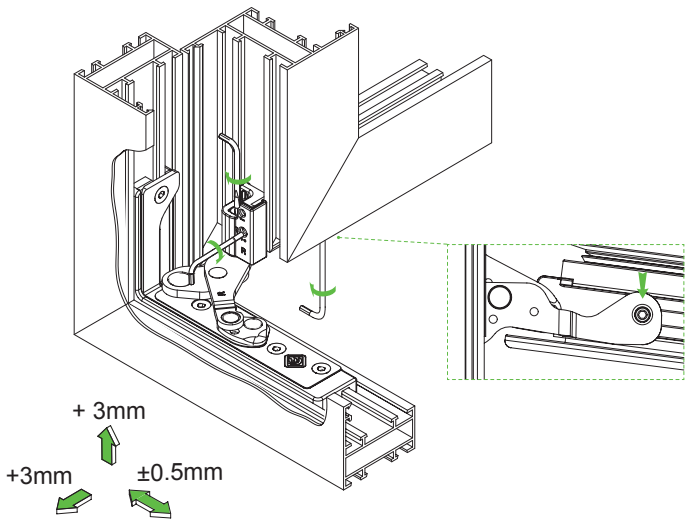

WEEN HIDE 110 ERRE

CERNIERA SUPERIORE

BREVETTATO PATENTED | 2D | Ø8

Cerniera a scomparsa con braccio regolabile per A/R e A/R logica |
Concealed Hinge with adjustable arm for T&T and logic T&T |
Paumelle invisible avec bras reglable pour O/B et logique |
Bisagra oculta con compás de regulación para O/B y O/B logíca



Leve in acciaio, corpo di regolazione in zama.
Portata massima: 110 Kg - 140 Kg in abbinamento a 3310.50

Levers in stainless steel, fixing -set zamak body.
Maximum load : 110kgs- 140Kgs combined with 3310.50

Leviers en acier, corps de réglage en zamak. Portée: 110 kgs- 140 kgs, à assortir avec 3310.50

Levas de acero, cuerpo de regulación de zamac. Soporta hasta: 110 kgs- 140 kgs, se combina con 3310.50

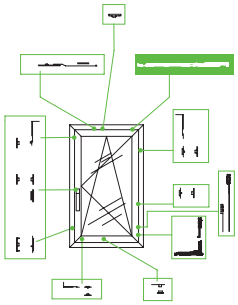

ART.	3313.20S/D 3313L.20S/D				3313.21S/D 3313L.21S/D			
Imballo | Package | Conditionnement | Embalaje	5 Pz				5 Pz			
Finiture disponibili | Available finishes Finitions disponibles | Acabados disponibles	1	2	3	4	1	2	3	4

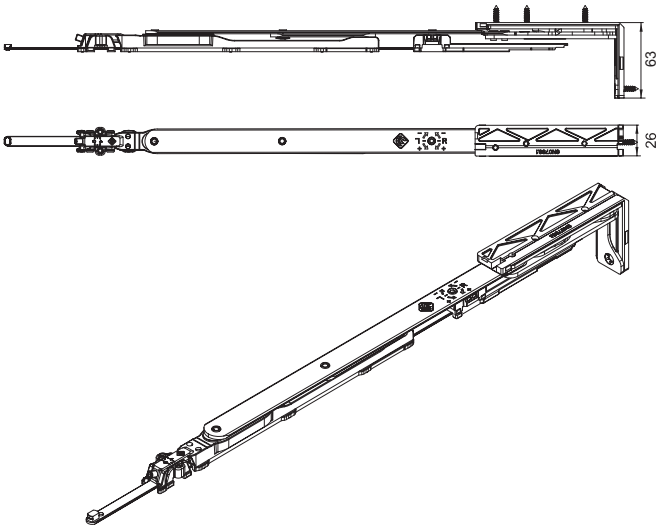

REGOLAZIONI | *ADJUSTEMENT*

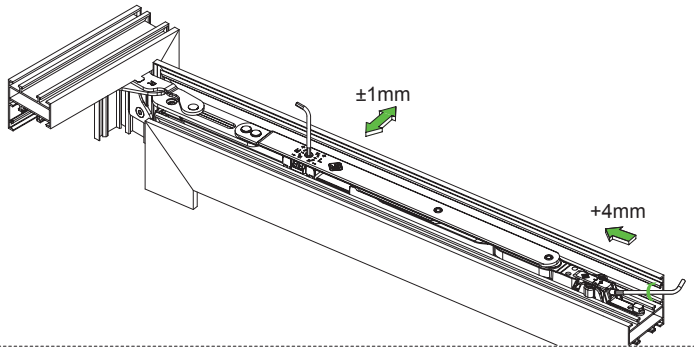

INDICAZIONI DI MONTAGGIO | *MOUNTING PHASE*

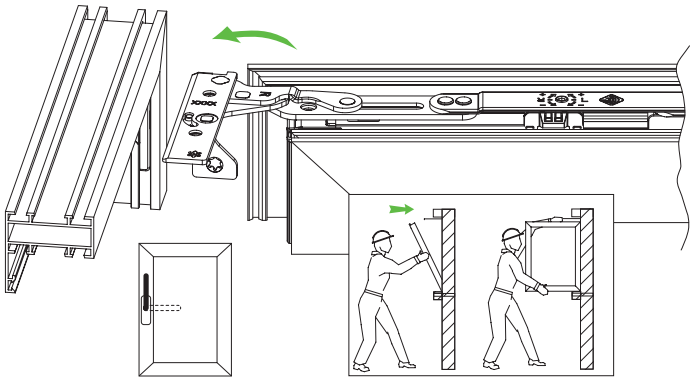

Maniglia in posizione ribalta
Handle in tilt position

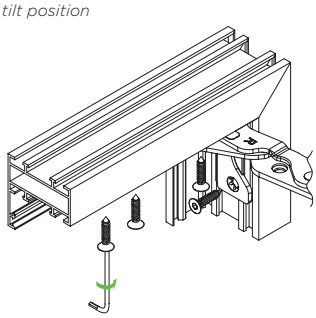

DESCRIZIONE *DESCRIPTION*	ART.	NODO *SECTIONS*
L anta da 440mm a 570mm* *L sash from 440mm to 570mm**	3313.20S/D 3313L.20S/D	A08
L anta da 571mm a 1700mm* *L sash from 571mm to 1700mm**	3313.21S/D 3313L.21S/D	A08

* Braccio con aggancio antieffrazione
* *Arm with anti-burglar connection*

WEEN

A/R PER ERRE40 140 KG

3D | 2,5 | 3 | 4 | Ø8



Anta ribalta Ween 140 kg ERRE40 | Ween tilt and turn ERRE40 140 KG | Oscillo-battant Ween 140 KG ERRE40 | Oscilobatiente Ween 140 KG ERRE40

Cerniere in alluminio estruso e zama, rinvio d'angolo, terminali e riscontri in zama, piastrine e viti in acciaio inox. Portata massima: 140 Kg

Hinges in extruded aluminum and zamak, corner return, terminals and handles in zamak, plates and screw in stainless steel. Maximum load: 140 Kg

Paumelles en aluminium extrudé et zamak, renvoi d'angle, embout de tringle et gâches en zamak, plaques en acier inox. Portée: 140 Kg

Bisagras de aluminio extruido y zamac, reenvío de ángulo bloqueo y cerradero de zamac, plaquetas inox. Soporta hasta: 140 kg

ART.	3421G.1				3421LG.1			
Imballo | Package | Conditionnement | Embalaje	5 Kit				5 Kit			
Finiture disponibili | Available finishes Finitions disponibles | Acabados disponibles	1	2	3	4	1	2	3	4

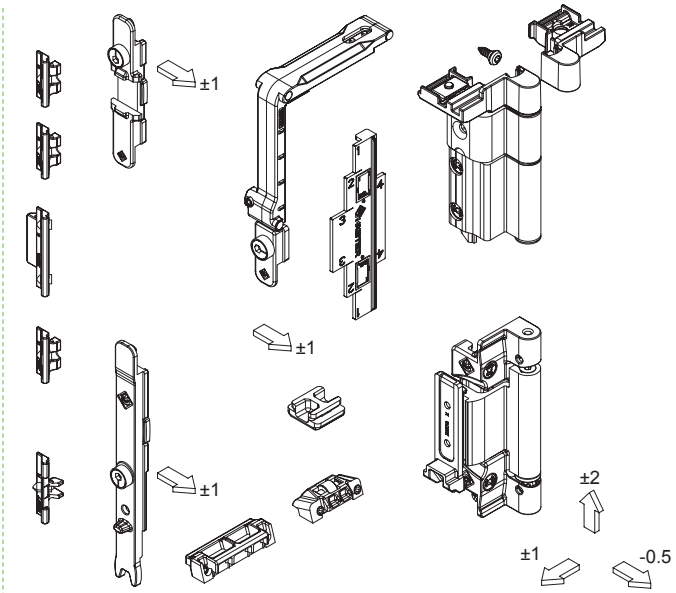

Art. 3421G.1
Kit base standard con **antifalsamanovra sulla cremonese**
*Standard kit with **anti-false manoeuvre on cremone bolt (AFM)***

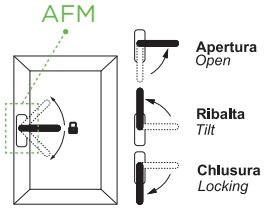

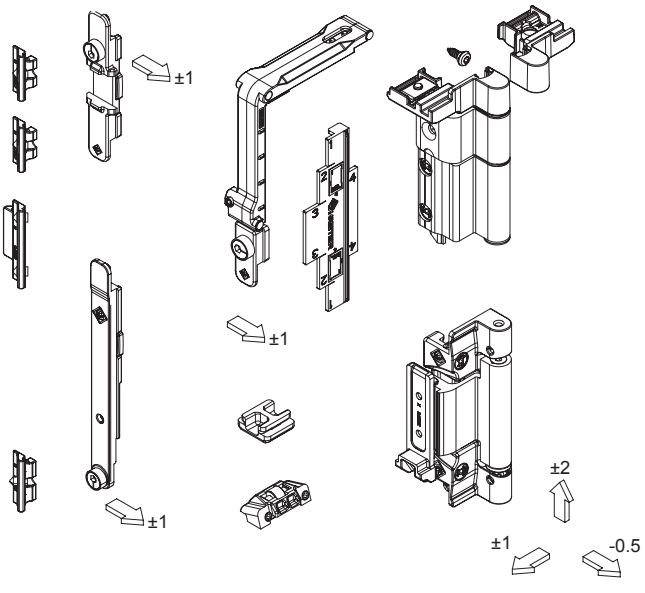

Art. 3421LG.1
Kit base manovra logica con **antifalsamanovra sulla cremonese**
*Logic version with **anti-false manoeuvre on cremone bolt (AFM)***

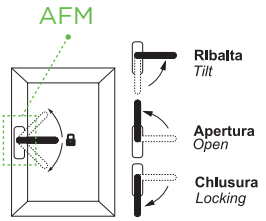

3628 -3628.2 - 3628G.1 - 3628G.3 - 3631.20 - 3631G.20

ART.	NODO | *SECTION*
3421G.1 | 3451G.1 | 3421LG.1 | A3451LG.1	A08

WEEN

A/R PER ERRE40 140 KG

3D | 2,5 | 3 | 4 | Ø8



Anta ribalta Ween 140 kg ERRE40 | Ween tilt and turn ERRE40 140 KG | Oscillo-battant Ween 140 KG ERRE40 | Oscilobatiente Ween 140 KG ERRE40

Cerniere alluminio estruso e zama, terminali e riscontri in zama, piastrine e viti in acciaio inox Portata massima: 140 Kg

Hinges in extruded aluminum and zamak, corner return, terminals and handles in zamak, plates and screw in stainless steel. Maximum load: 140 Kg

Paumelles en aluminium extrudé et zamak, renvoi d'angle, embout de tringle et gâches en zamak, plaques en acier inox. Portée: 140 Kg

Bisagras de aluminio extruido y zamac, reenvío de ángulo bloqueo y cerradero de zamac, plaquetas inox. Soporta hasta: 140 kg

ART.	3451G.1			
Imballo | Package | Conditionnement | Embalaje	5 Kit			
Finiture disponibili | Available finishes Finitions disponibles | Acabados disponibles	1	2	3	4

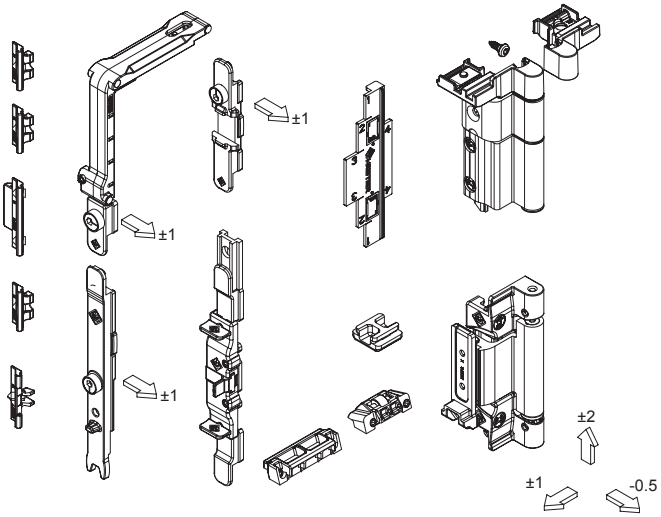

Art. 3451G.1
Kit base standard con **antifalsamanovra superiore**
*Standard kit with **upper anti-false manoeuvre (AFM)***

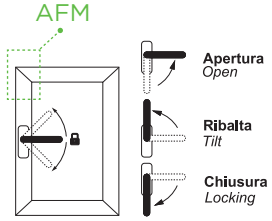

ABBINABILI A MOVIMENTAZIONI: 3628.10-3628.12 - 3631.30

ART.	NODO | *SECTION*
3421G.1 | 3451G.1 | 3421LG.1	A08

TABELLA DI CARICO | *LOAD CHART*

Portate > 100 kg e < 160 kg vite obbligatoria
Compulsory for sah weight > 100kg < 160 kg

PESO MASSIMO DELL'ANTA (alluminio + vetro = 140 Kg) *MAXIMUM WEIGHT OF THE SASH (alluminium + glass =140 Kg)*														
Spessore max. del vetro indicato (es. 30 mm) *Maximum thickness of the glass (es. 30 mm)*								N.D. = Dimensione Non Disponibile *N.D. = Dimension Not Available*						
Nota: Lo spessore massimo del vetro impiegabile si riferisce al materiale senza la camera d'aria *Note: The maximum thickness of the glass is considered without the air-space*														
2700	50	41	35	30	26	23	21	19	17	16	15	14	13	12
2600	50	43	36	31	27	24	22	20	18	17	15	14	13	13
2500	50	45	37	32	28	25	22	20	19	17	16	15	14	13
2400	50	47	39	33	29	26	23	21	19	18	17	16	15	14
2300	50	49	41	35	30	27	24	22	20	19	17	16	15	14
2200	50	50	42	36	32	28	25	23	21	20	18	17	16	15
2100	50	50	44	38	33	30	27	24	22	21	19	18	17	14
2000	50	50	47	40	35	31	28	25	23	22	20	19	18	15
1900	50	50	49	42	37	33	29	27	25	23	21	20	17	16
1800	50	50	50	44	39	35	31	28	26	24	22	19	18	16
1700	50	50	50	47	41	37	33	30	27	25	21	20	19	17
1600	50	50	50	50	44	39	35	32	29	24	23	21	20	15
1500	50	50	50	50	47	41	37	34	31	26	24	22	18	13
1400	50	50	50	50	50	44	40	36	30	28	26	20	15	14
1300	50	50	50	50	50	48	43	35	32	30	23	17	16	10
1200	50	50	50	50	50	50	42	38	35	27	20	19	12	5
1100	50	50	50	50	50	50	46	42	32	23	22	14	6	x
1000	50	50	50	50	50	50	50	38	28	26	16	7	x	x
900	50	50	50	50	50	50	37	34	21	10	x	x	x	x
800	50	50	50	50	50	47	42	25	12	x	x	x	x	x
700	50	50	50	50	50	50	16	x	x	x	x	x	x	x
600	50	50	50	50	47	21	x	x	x	x	x	x	x	x
500	50	50	50	50	x	x	x	x	x	x	x	x	x	x
H \ **L**	**395**	**500**	**600**	**700**	**800**	**900**	**1000**	**1100**	**1200**	**1300**	**1400**	**1500**	**1600**	**1700**

CONFIGURAZIONI | CONFIGURATIONS

KIT BASE= 3421G.1
3451G.1

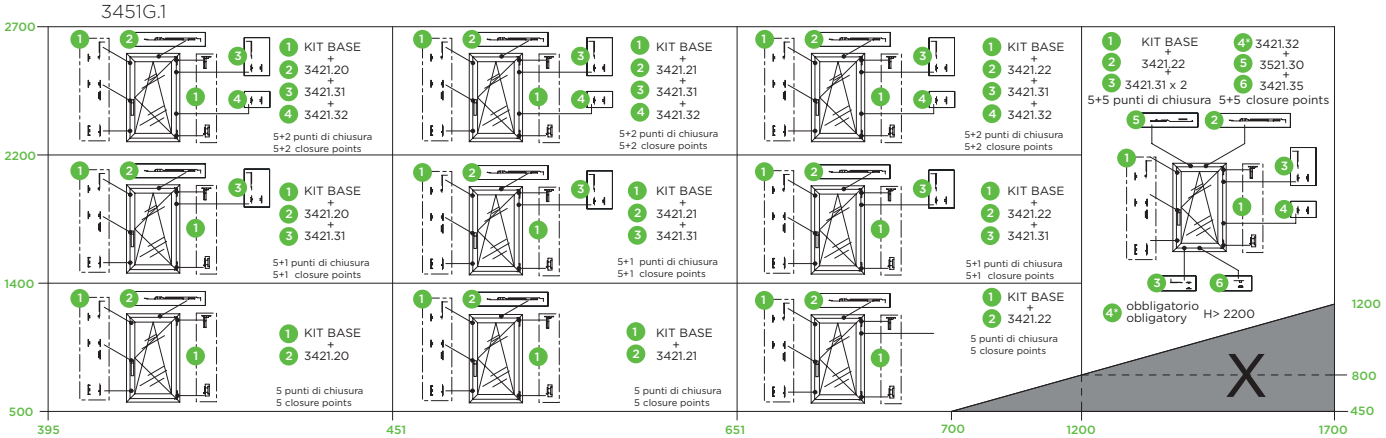

KIT BASE= 3421LG.1

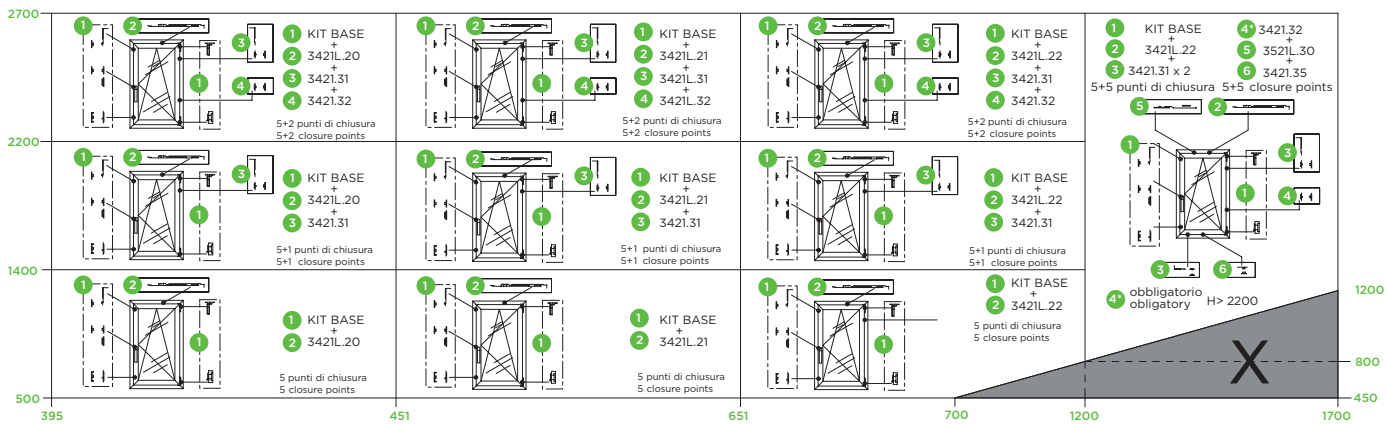

CONFIGURAZIONI | CONFIGURATIONS

KIT BASE= 3421G.1
3451G.1

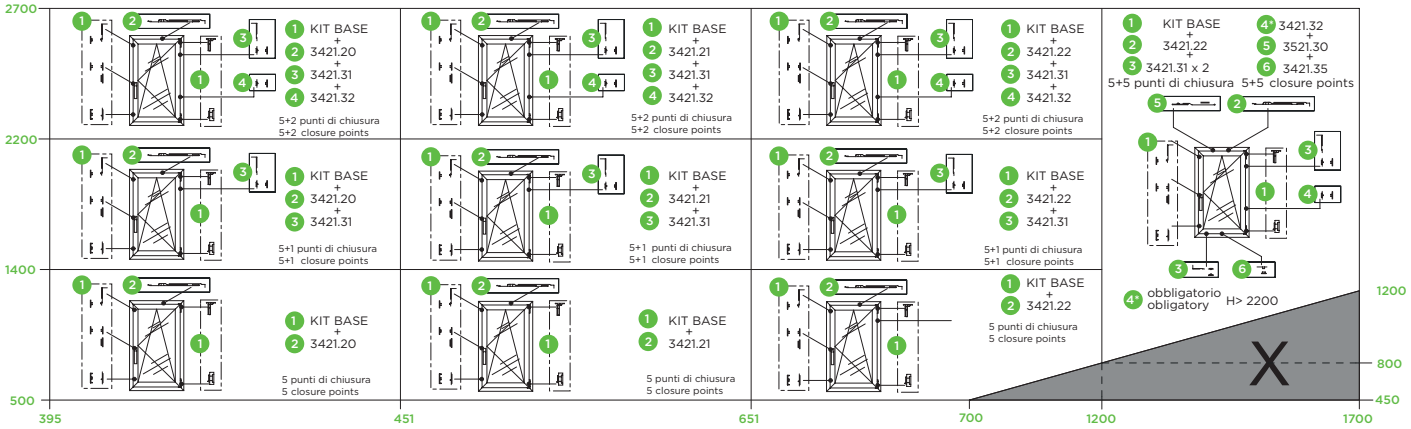

KIT BASE= 3421LG.1

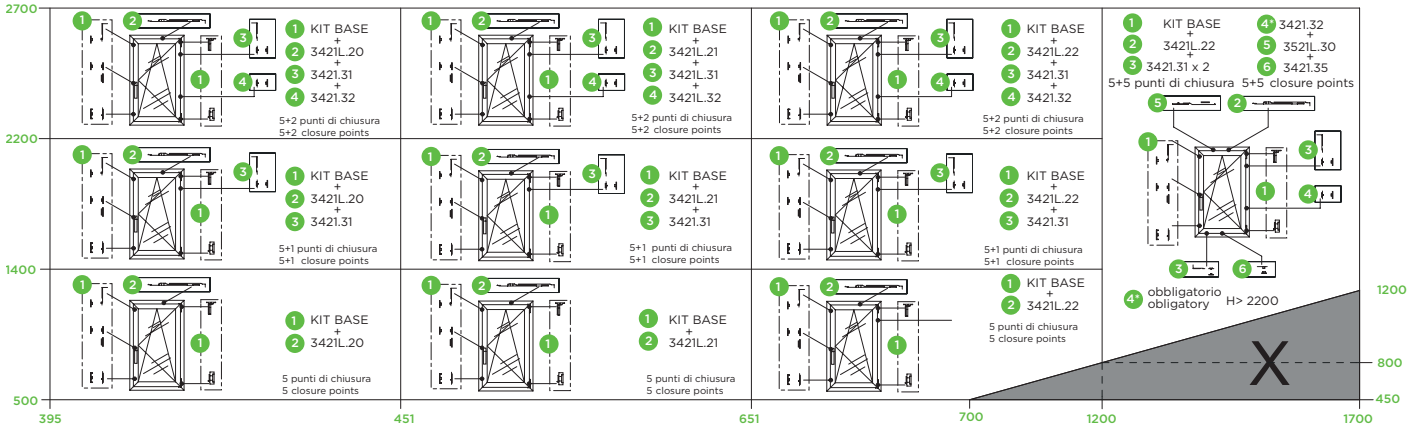

WEEN HIDE
SUPPORTO ANTA

1D | 2,5 | 3 | 4



Supporto anta autodimante | Self-positioninig -sash support |
Support auto positionnant | Soporte con auto colocación

Asta in acciaio, supporto in zama. Portata massima: 140 (Ween Hide 110 ERRE)

Stainless steel rod, zamak support. Load: 140 (Ween Hide 110 ERRE)

Tringle en acier, support en zamac. Portée: 140 (Ween Hide 110 ERRE)

Pletina en acero, soporte en zamac. Soporta hasta: 140 (Ween Hide 110 ERRE)

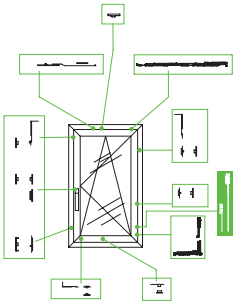

ART.	3310.50			
Imballo | Package | Conditionnement | Embalaje	5 Pz			
Finiture disponibili | Available finishes Finitions disponibles | Acabados disponibles	1	2	3	4

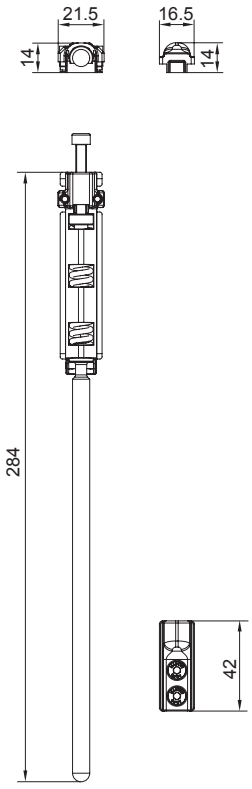

HIDE 110 Erre

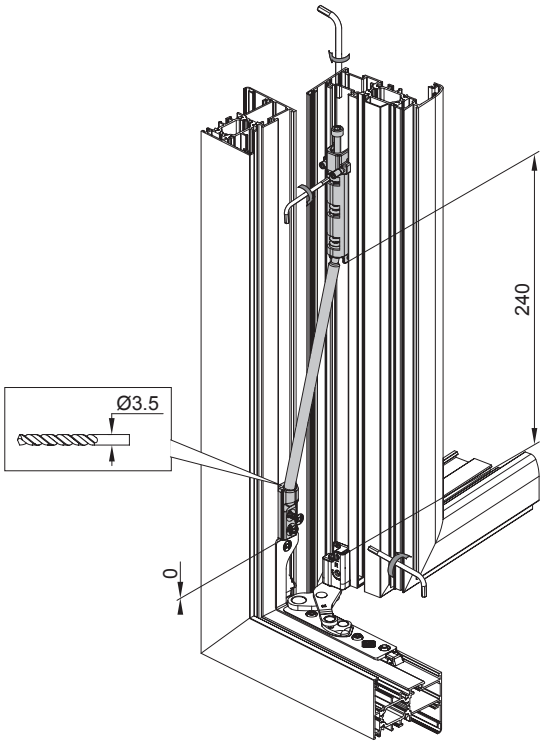

ABBINABILE A: 3313 S/D

ART.	NODO *SECTION*
3310.50	A08

WEEN

CHIUSURE SUPPLEMENTARI ERRE40

1D | 2,5 | 4 | Ø8

Kit chiusure verticali e orizzontali | Kit locking points
Kit points de fermeture | Kit puntos de cierre



Riscontri e punti di chiusura in zama, viti e grani in acciaio inox.

Counterplates and locking points in zamak, screw and setscrews in stainless steel.

Gâches et points de fermeture en zamak vis et grains en acier inox.

Cerraderos y puntos de cierre de zamac, tornillos y prisioneros de acero inox.

ART.	3421.31				3421.32			
Imballo | Package | Conditionnement | Embalaje	10 Kit				50 Kit			
Finiture disponibili | Available finishes Finitions disponibles | Acabados disponibles	1	2	3	4	1	2	3	4

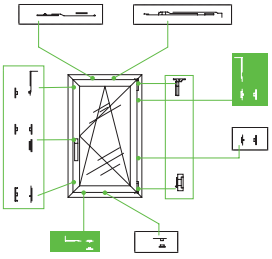

Art. 3421.31

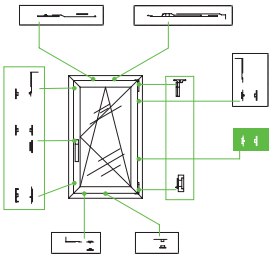

Art. 3421.32

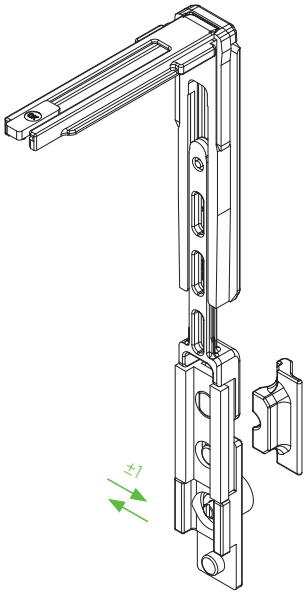

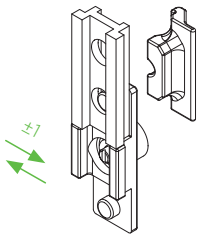

DESCRIZIONE *DESCRIPTION*	ART.	NODO *SECTION*
H anta > 1400mm | L anta > 1200mm *H sash > 1400mm / L sash > 1200mm*	3421.31	A08

DESCRIZIONE *DESCRIPTION*	ART.	NODO *SECTION*
H anta > 2200mm | L anta > 1200mm *H sash > 2200mm / L sash > 1200mm*	3421.32	A08

WEEN

BRACCIO SUPPLEMETARE PER ANTA RIBALTA ERRE40

BREVETTATO PATENTED | 2D | 2,5 | 4 | Ø8

Braccio supplementare per anta ribalta | Tilt and turn additional arm
Bras supplementaire oscillo-battant | Compás suplementario oscilo-batiente



Leve, viti e grani in acciaio inox, corpo in zama.

Levers, screw and setscrews in stainless steel, zamak body.

Leviers, vis et grains en acier inox, corps en zamak.

Levas, tornillos y prisioneros de acero inox, cuerpo de zamac.

ART.	3521.30				3521L.30			
Imballo | Package | Conditionnement | Embalaje	5 Pz				5 Pz			
Finiture disponibili | Available finishes Finitions disponibles | Acabados disponibles	1	2	3	4	1	2	3	4

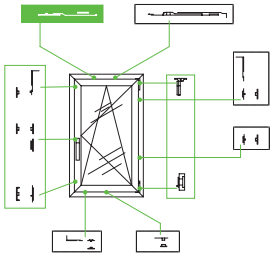

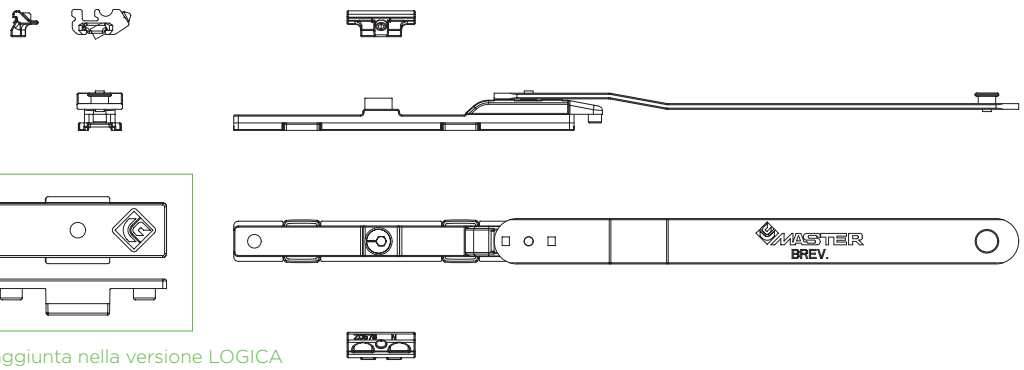

In aggiunta nella versione LOGICA
Additional in LOGIC version

ANTA RIBALTA | *TILT AND TURN*			
	DESCRIZIONE *DESCRIPTION*	ART.	NODO *SECTION*
WEEN	L anta da **1200mm** a **1700mm** L sash from **1200mm** to **1700mm**	3521.30	A08
2.0	L anta da **1000mm** a **1700mm** L sash from **1000mm** to **1700mm**	3521.30	A23

LOGICA | *TILT BEFORE TURN*			
	DESCRIZIONE *DESCRIPTION*	ART.	NODO *SECTION*
WEEN	L anta da **1200mm** a **1700mm** L sash from **1200mm** to **1700mm**	3521L.30	A08

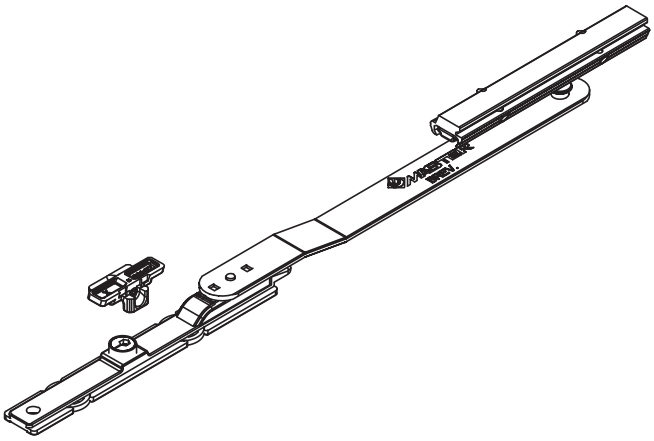

REGOLAZIONI | *ADJUSTEMENT*

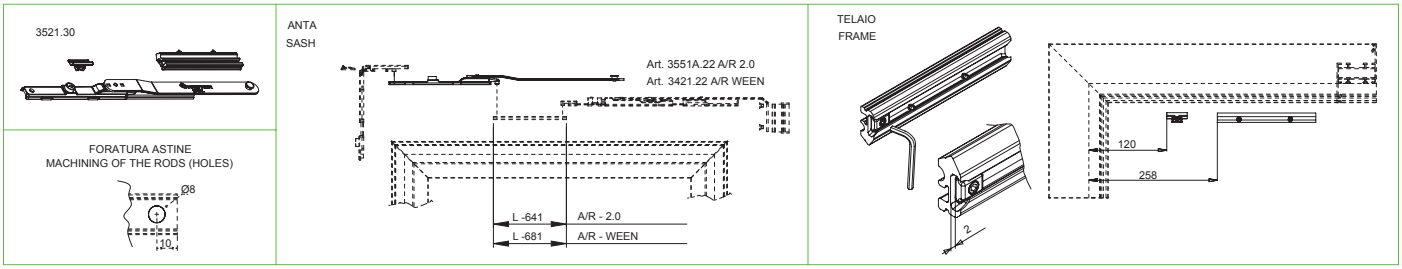

WEEN
MICROVENTILAZIONE

1D | 2,5 | Ø8

Microventilazione | Microventilation | Dispositif de micro-ventilation | Dispositivo de microventilación



Riscontri in zama, viti e grani in acciaio inox.

Counterplates in zamak, screw and setscrews in stainless steel.

Gâches en zamak vis et grains en acier inox.

Cerraderos de zamac, tornillos y prisioneros de acero inox.

ART.	3421.39			
Imballo | Package | Conditionnement | Embalaje	50 Pz			
Finiture disponibili | Available finishes Finitions disponibles | Acabados disponibles	1	2	3	4

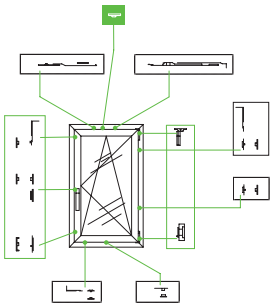

Art. 3421.39

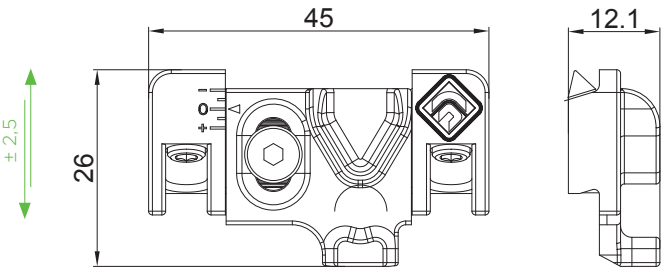

DESCRIZIONE *DESCRIPTION*	ART.	NODO *SECTION*
Microventilazione regolabile per kit anta ribalta "WEEN" ERRE *Adjustable microventilation for "WEEN" ERRE tilt and turn kit*	3421.39	A08

WEEN

CHIUSURA ORIZZONTALE INFERIORE ERRE40

Chiusura orizzontale per Ween | Extra locking point for Ween | Point de fermeture supplémentaire pour Ween | Punto de cierre extra para Ween



Riscontri e punti di chiusura in zama, viti e grani in acciaio inox, sostegno in nylon, rullino in ottone.

Counterplates and locking points in zamak, screw and setscrews in stainless steel, nylon support and brass roll.

Gâches et points de fermeture en zamak, vis et grains en acier inox, support en nylon et rouleau en laiton.

Cerraderos y puntos de cierre de zamac, tornillos y prisioneros de acero inox, soporte en nylon y rollo en latón.

ART.	3421.35			
Imballo | Package | Conditionnement | Embalaje	10 Kit			
Finiture disponibili | Available finishes Finitions disponibles | Acabados disponibles	1	2	3	4

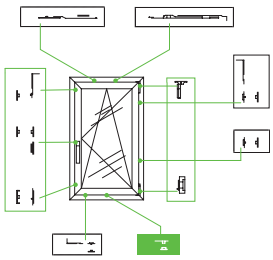

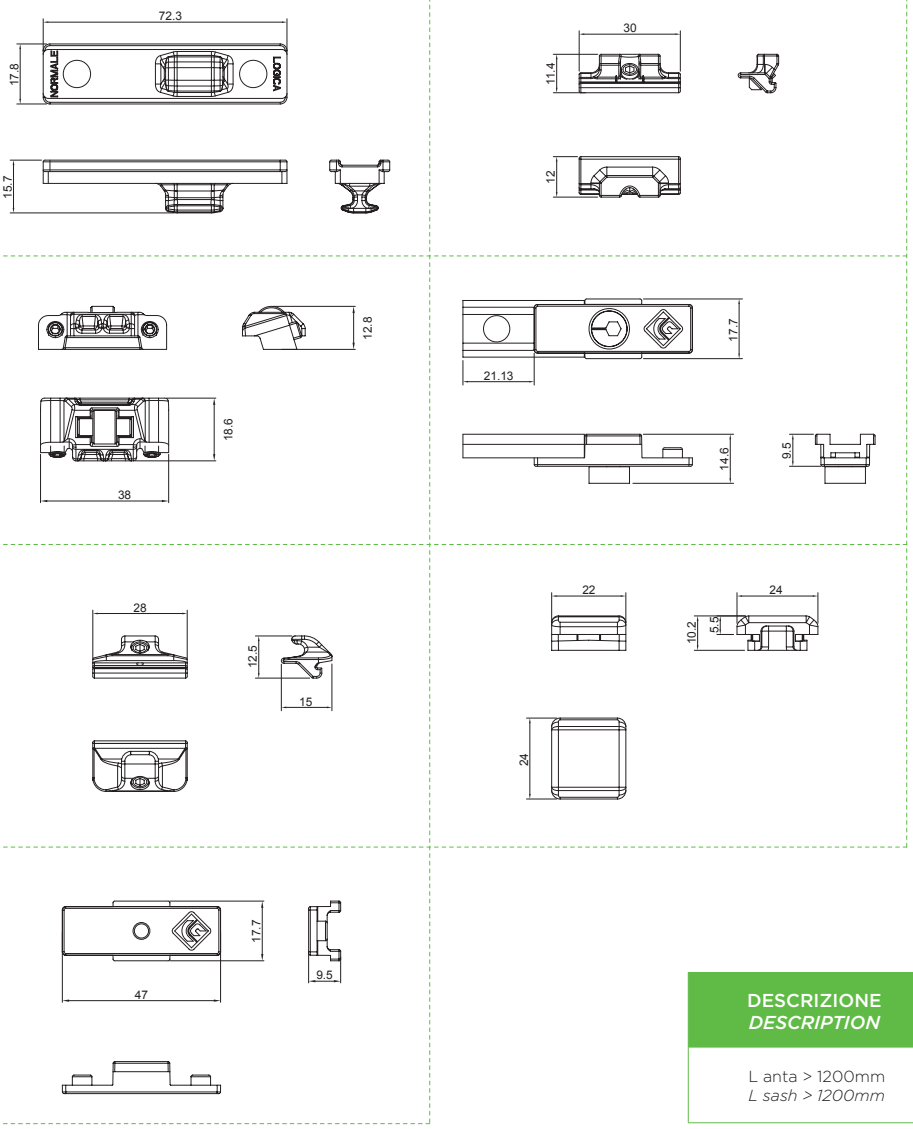

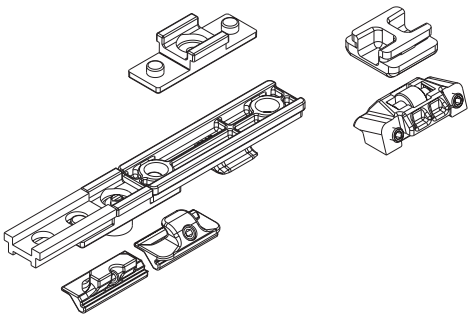

DESCRIZIONE *DESCRIPTION*	ART.	NODO *SECTION*
L anta > 1200mm *L sash > 1200mm*	3421.35	A08

WEEN

DIMA PER FORATURA ERRE40

Dima Ween per vite 140 Kg | Ween 140 Kg template | Gabarit 140 Kg Ween | Plantilla 140 Kg Ween



Nylon e boccola in acciaio

Drilling template

Gabarit de perçage

Plantilla para taladrar

ART.	3421.50			
Imballo | Package | Conditionnement | Embalaje	25 Pz			
Finiture disponibili | Available finishes Finitions disponibles | Acabados disponibles	1	2	3	4

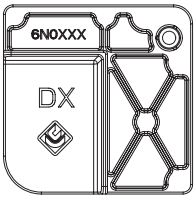

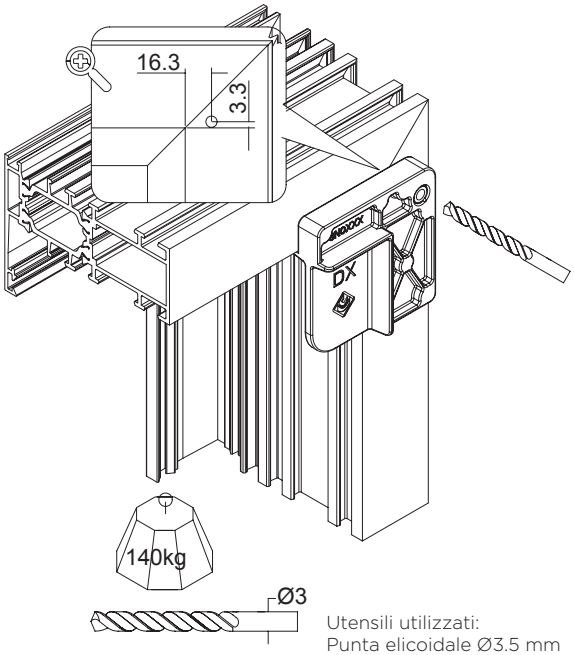

Utensili utilizzati:
Punta elicoidale Ø3.5 mm

DESCRIZIONE *DESCRIPTION*	ART.
Dima di foratura *Drilling template*	3421.50*

*Non obbligatoria per pesi= 100Kg | Not obligatory fot weight = 100Kg

WEEN
PUNTI DI CHIUSURA ANTIEFFRAZIONE

Punti di chiusura antieffrazione | Burglary-resistant locking points | Points de fermeture antieffraction | Puntos de cierre anti-efracción



Punti di chiusura con perno a funghetto, blocchetti di copertura aggancio astina, blocchetto anti-sollevamento verticale, blocchetto anti-sollevamento orizzontale, braccio anti effrazione in acciaio inox.

Closing point with "T" pin and antilift-off hook, covering elements for clasping rod, antilift-off vertical block, antilift-off horizontal block, opposite clasping arms in stainless steel.

Points de fermeture avec pivot champignon et gâche anti levage, blocs de couverture accrochage tringle, bloc anti-levage vertical, bloc anti-levage horizontal, bras avec accrochage inverse en acier inox.

Puntos de cierre con pernio en "T", bloque de cobertura para agarre de pletina, bloqueo anti elevación vertical y horizontal, compás anti- efracción en acero inox.

ART.	4247.8 | 4247.15				3421A.53			
Imballo | Package | Conditionnement | Embalaje	50 Pz.				5 Pz.			
Finiture disponibili | Available finishes Finitions disponibles | Acabados disponibles	1	2	3	4	1	2	3	4

Art. 4247.8
Punto di chiusura antieffrazione con base in zama
Anti-burglar locking-point with zamak plate

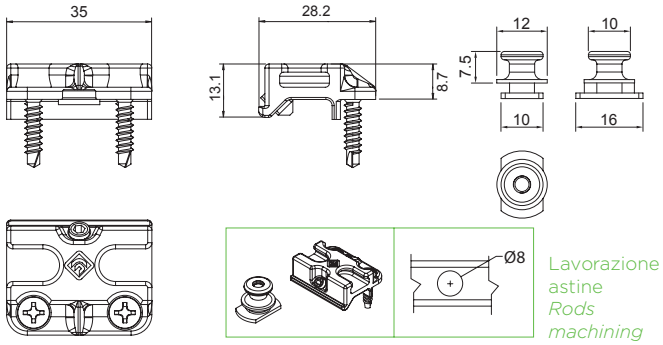

Lavorazione astine
Rods machining

Art. 4247.15
Sistema di sicurezza per connessione astina
Security system connecting rod

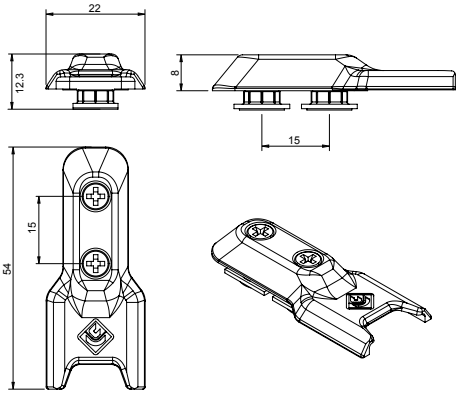

Art. 3421A.53
Kit base antieffrazione con base inox
Base anti-burglar kit with stainless steel plate

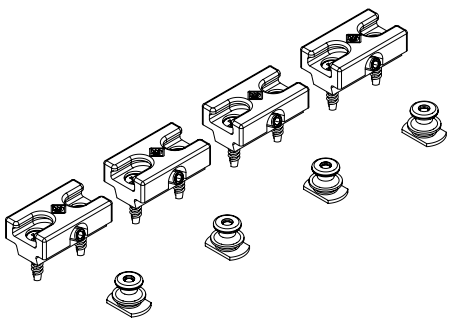

ART.	NODO *SECTION*
4247.8	A08
4247.15	A08
3421A.53	A08

CLASSE RC 2
PROVE ANTIEFFRAZIONE AI SENSI DELLE: EN 1627:2011 - EN 1628: 2011 - EN 1629-1630:2011
Dimensioni del campione:
L1230 X H1480 mm

CLASS RC 2
BURGLARY TESTS UNDER THE: EN 1627:2011 - EN 1628: 2011 - EN 1629-1630:2011
Sample size: L1230 X H1480 mm

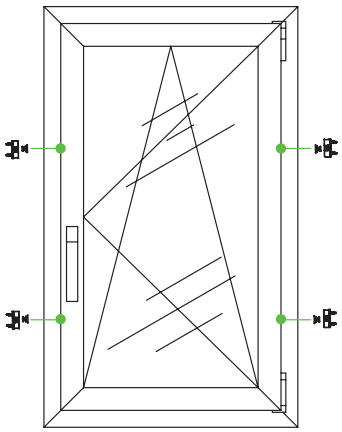

3421A.53	x4	

Compatibile con sistemi AR Ween
Compatible with AR Ween systems

3321G.1

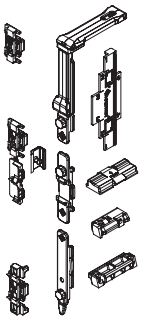

3321G.3

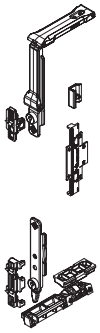

3421G.31

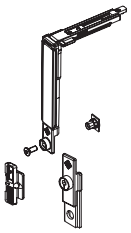

3520.32



ANTA SECONDARIA | *SECONDARY SASH*
Configuarazioni punti di chiusura addizionali
Additional locking point configurations

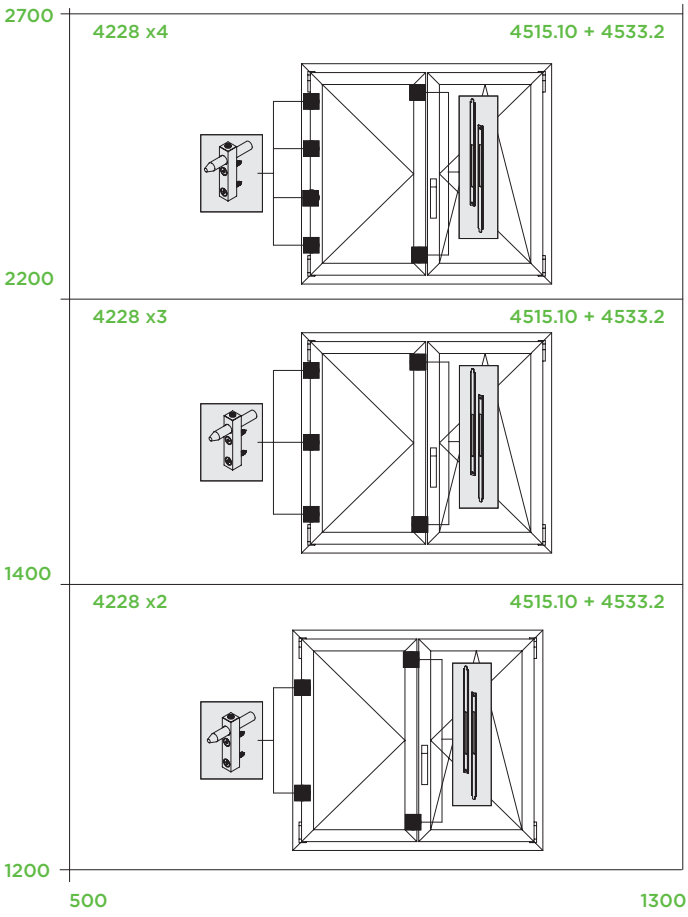

ANTA SINGOLA | *SINGLE SASH*
Configuarazioni punti di chiusura addizionali
Additional locking point configurations

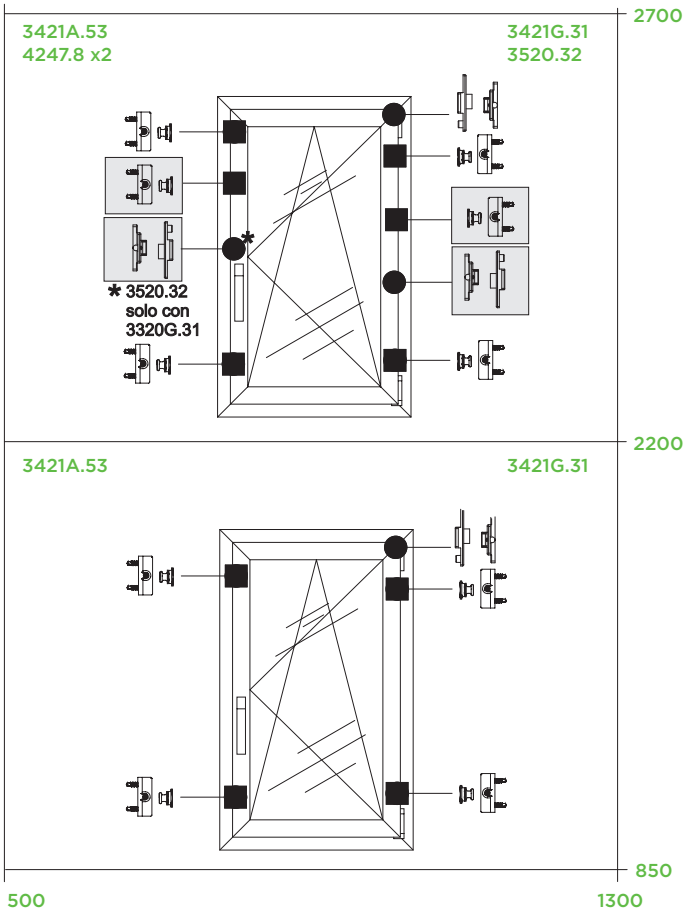

ANTA BATTENTE | *INACTIVE SASH*

WEEN 140 kg

WEEN KIT CERNIERE 160 Kg
***WEEN HINGES* Kg**

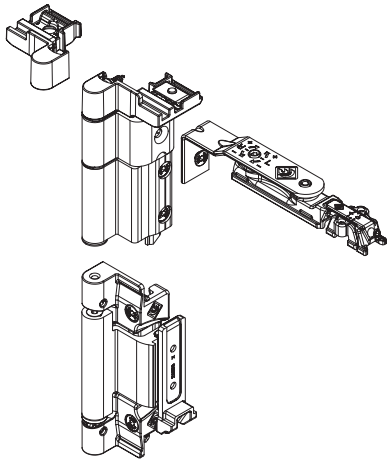

WEEN HIDE 110

CERNIERA SUPERIORE
UPPER CONCEALED HINGE

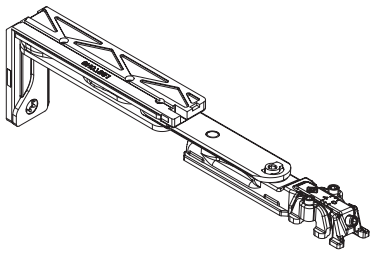

CERNIERA INFERIORE
LOWER CONCEALED HINGE

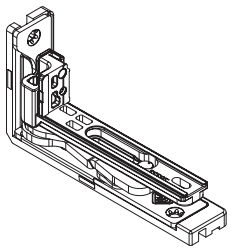

CATENACCI

CATENACCIO A LEVA BIDIREZIONALE PER ANTA AFFIANCATA
TWO-WAY LATCH FOR INACTIVE SASH

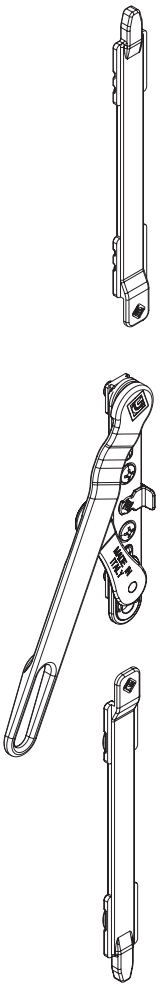

WEEN

KIT CERNIERE ANTA AFFIANCATA ERRE40

3D | 2,5 | 3 | Ø8

Kit Cerniere e braccio Ween per anta affiancata | Passive sash Ween hinge and arm | Charnières et bras pour dormant | Bisagras y compás para hoja pasiva



Cerniere in estruso e zama, contropiastre e viti; braccio con leva, viti e grani in acciaio inox, corpo in zama.

Extruded aluminum and zamak hinges, counterplates and screws; arm lever, screws and setscrews in stainless steel, zamak body.

Charnières en aluminium extrude et zamak, gâches et vis; bras levier, vis et grains en acier inox, corps en zamak.

Bisagras de aluminio extruido y zamac, cerraderos y tornillos; Compás con leva tornillos y prisioneros de acero inox, cuerpo de zamac.

ART.	3421.23			
Imballo | Package | Conditionnement | Embalaje	5 Pz			
Finiture disponibili | Available finishes Finitions disponibles | Acabados disponibles	1	2	3	4

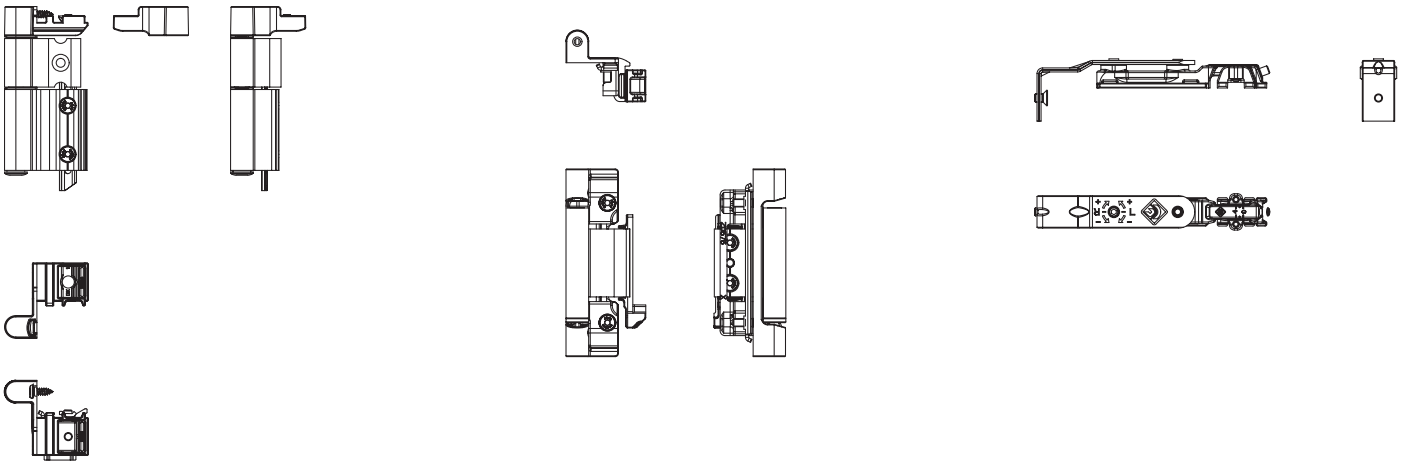

REGOLAZIONI | *ADJUSTEMENT*

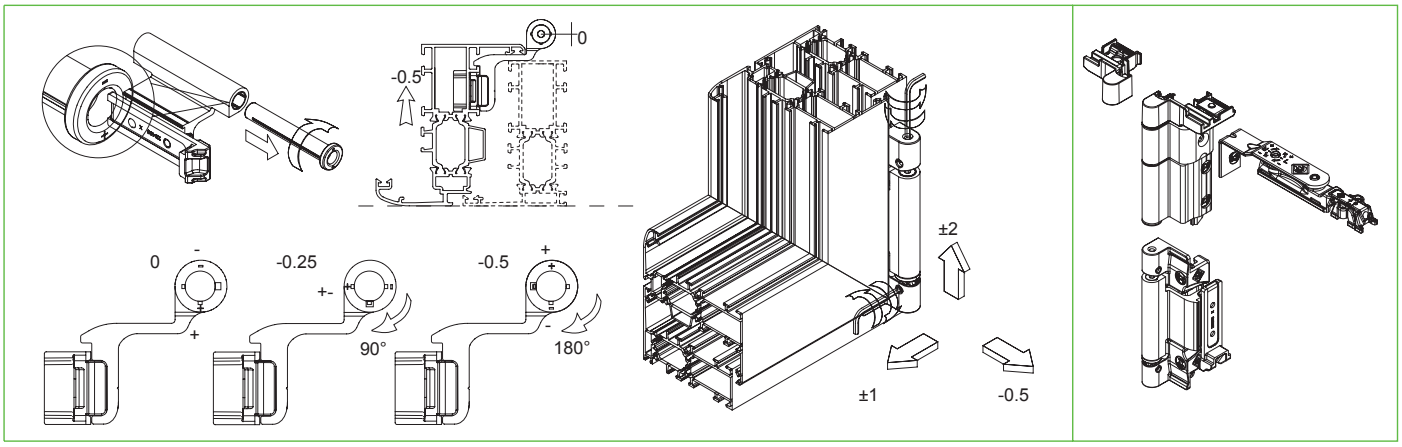

ART.	NODO *SECTION*
3421.23	A08

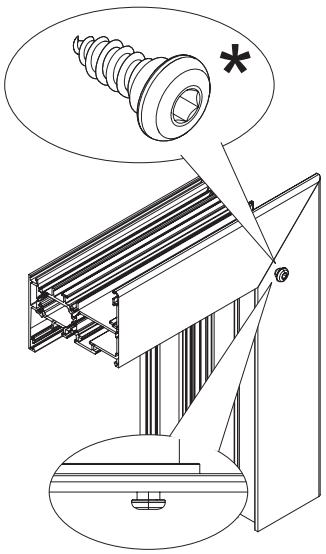

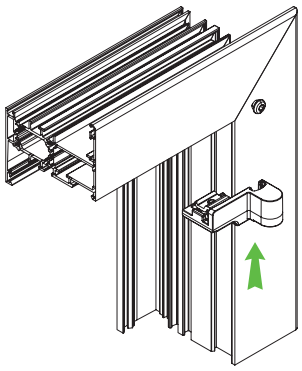



Portate > 80 kg e < 140 kg vite obbligatoria
Compulsory for sah weight > 80kg < 140 kg

TABELLA DI CARICO | *LOAD CHART*

PESO MASSIMO DELL'ANTA (alluminio + vetro = 140 Kg) *MAXIMUM WEIGHT OF THE SASH (alluminium + glass =140 Kg)*									
Spessore max. del vetro indicato (es. 30 mm) *Maximum thickness of the glass (es. 30 mm)*					N.D. = Dimensione Non Disponibile *N.D. = Dimension Not Available*				
Nota: Lo spessore massimo del vetro impiegabile si riferisce al materiale senza la camera d'aria *Note: The maximum thickness of the glass is considered without the air-space*									
2700	50	41	35	30	26	23	21	19	17
2600	50	43	36	31	27	24	22	20	18
2500	50	45	37	32	28	25	22	20	19
2400	50	47	39	33	29	26	23	21	19
2300	50	49	41	35	30	27	24	22	20
2200	50	50	42	36	32	28	25	23	21
2100	50	50	44	38	33	30	27	24	22
2000	50	50	47	40	35	31	28	25	23
1900	50	50	49	42	37	33	29	27	25
1800	50	50	50	44	39	35	31	28	26
1700	50	50	50	47	41	37	33	30	27
1600	50	50	50	50	44	39	35	32	29
1500	50	50	50	50	47	41	37	34	31
1400	50	50	50	50	50	44	40	36	30
1300	50	50	50	50	50	48	43	35	32
1200	50	50	50	50	50	50	42	38	35
1100	50	50	50	50	50	50	46	42	32
1000	50	50	50	50	50	50	50	38	28
900	50	50	50	50	50	50	37	34	21
800	50	50	50	50	50	47	42	25	12
700	50	50	50	50	50	50	16	x	x
600	50	50	50	50	47	21	x	x	x
500	50	50	50	50	x	x	x	x	x
H / L	**395**	**500**	**600**	**700**	**800**	**900**	**1000**	**1100**	**1200**

WEEN

BRACCIO PER ANTA AFFIANCATA R40

3D | 2,5 | 3

Braccio per anta affiancata | Passive sash arm |
Bras pour dormant | Compás para hoja pasiva



Braccio con leva, viti e grani in acciaio inox, corpo in zama.

Arm lever, screws and setscrews in stainless steel, zamak body.

Bras levier, vis et grains en acier inox, corps en zamak.

Compás con leva tornillos y prisioneros de acero inox, cuerpo de zamac.

ART.	3421.25			
Imballo | Package | Conditionnement | Embalaje	5 Pz			
Finiture disponibili | Available finishes Finitions disponibles | Acabados disponibles	1	2	3	4

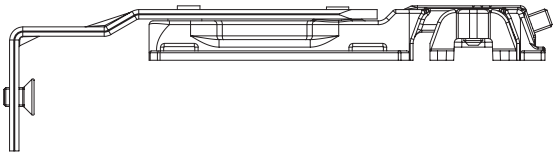

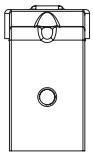

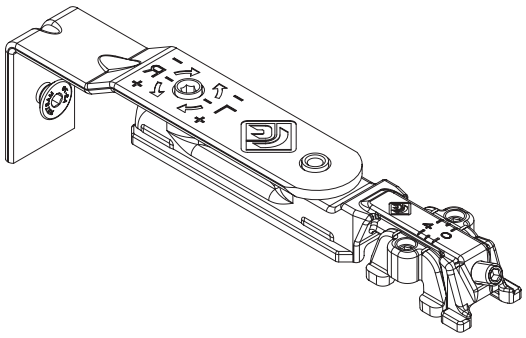

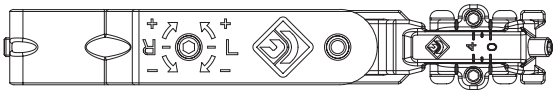

In abbinamento a 3421.24
Combined with 3421.24

REGOLAZIONI | *ADJUSTEMENT*

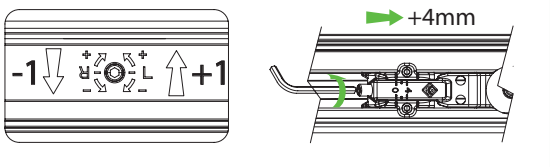

ART.	NODO *SECTION*
3421.25	A08

WEEN HIDE 110 ERRE

CERNIERA INFERIORE

3D

Cerniera a scomparsa inferiore regolabile per A/R | Adjustable Lower Concealed Hinge for T&T | Paumelle invisible inférieure réglable por O/B | Bisagra Oculta inferior para O/B



Leve in acciaio, corpo di regolazione in zama. Portata massima: 110 Kg - 140 Kg in abbinamento a 3310.50

Levers in stainless steel, fixing -set zamak body. Maximum load : 110kgs- 140Kgs combined with 3310.50

Leviers en acier, corps de réglage en zamak. Portée: 110 kgs- 140 kgs, à assortir avec 3310.50

Levas de acero, cuerpo de regulación de zamac. Soporta hasta: 110 kgs- 140 kgs, se combina con 3310.50

ART.	3313 S/D			
Imballo | Package | Conditionnement | Embalaje	5 Pz			
Finiture disponibili | Available finishes Finitions disponibles | Acabados disponibles	1	2	3	4

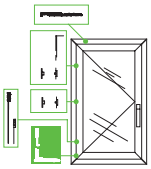

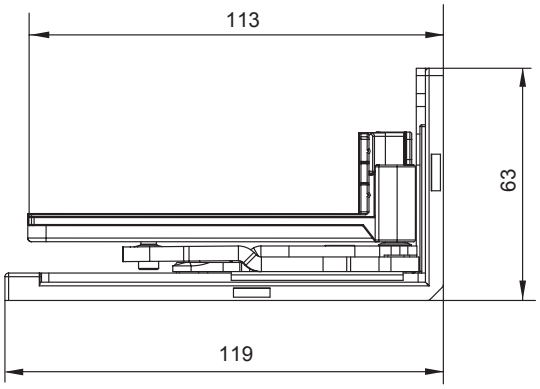

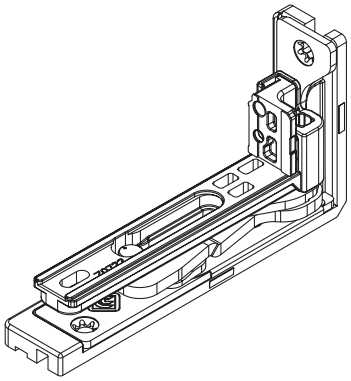

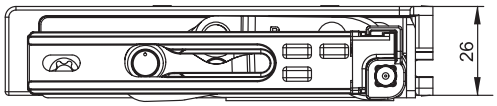

ART.	NODO *SECTIONS*
3313 S/D	A08

REGOLAZIONI | *ADJUSTEMENT*

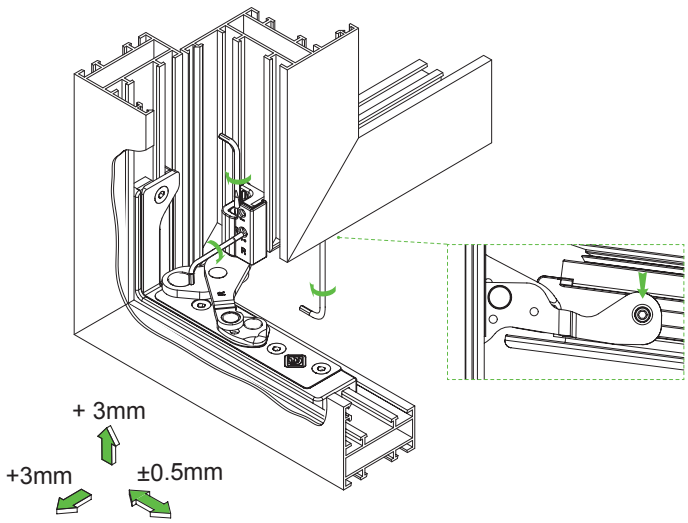

WEEN HIDE 110 ERRE

CERNIERA SUPERIORE (BATTENTE)

2D | 2,5 | Ø8

Cerniera a scomparsa superiore regolabile per battente | Upper concealed hinge for T&T | Paumelle invisible superieur pour O/B | Bisagra ocultada superior para O/B



Leve in acciaio, corpo di regolazione in zama. Portata massima: 110 Kg - 140 Kg in abbinamento a 3310.50

Levers in stainless steel, fixing-set zamak body. Maximum load : 110kgs- 140Kgs combined with 3310.50

Leviers en acier, corps de réglage en zamak. Portée: 110 kgs- 140 kgs, à assortir avec 3310.50

Levas de acero, cuerpo de regulación de zamac. Soporta hasta: 110 kgs- 140 kgs, se combina con 3310.50

ART.	3313.71 S/D			
Imballo | Package | Conditionnement | Embalaje	5 Pz			
Finiture disponibili | Available finishes Finitions disponibles | Acabados disponibles	1	2	3	4

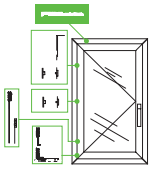

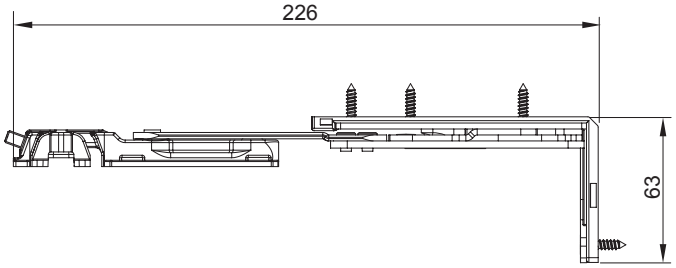

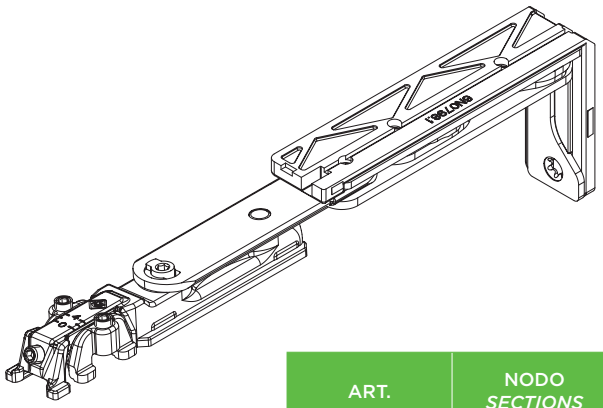

ART.	NODO *SECTIONS*
3313.71 S/D	A08

REGOLAZIONI | *ADJUSTEMENT*

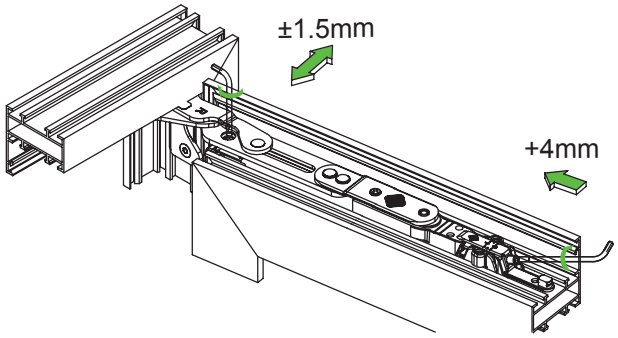

INDICAZIONI DI MONTAGGIO | *MOUNTING PHASE*

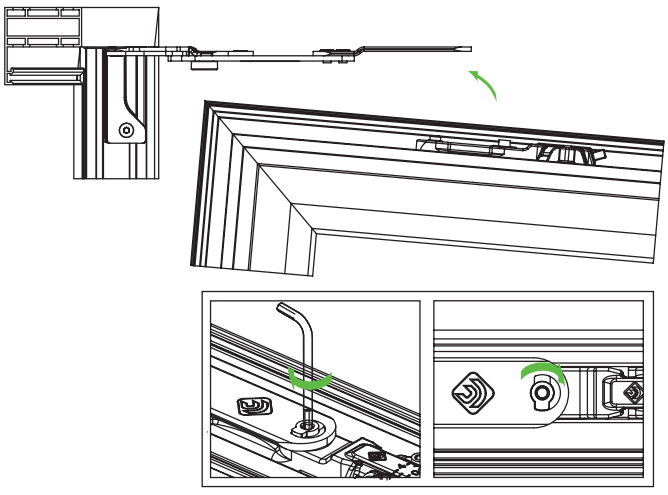

DIAGRAMMI DI CARICO
LOAD CHART

TABELLE DI CARICO PER CONFIGURAZIONI MONOANTA
LOAD CHARTS FOR ONE SASH CONFIGURATIONS

110 kg

spessore vetro max | *maximum thickness of the glass* – s [mm]

H \ L	440	500	600	700	800	900	1000	1100	1200
2700	37	33	27	23	20	18	16	15	14
2600	38	34	28	24	21	19	17	15	14
2500	40	35	29	25	22	20	18	16	15
2400	42	37	31	26	23	20	18	17	15
2300	43	38	32	27	24	21	19	17	16
2200	45	40	33	29	25	22	20	18	17
2100	48	42	35	30	26	23	21	19	17
2000	50	44	37	31	28	24	22	20	18
1900	50	46	39	33	29	26	23	21	19
1800	50	49	41	35	31	27	24	22	20
1700	50	50	43	37	32	29	26	24	22
1600	50	50	46	39	34	31	28	25	23
1500	50	50	49	42	37	33	29	27	24
1400	50	50	50	45	39	35	31	29	24
1300	50	50	50	48	42	38	34	28	25
1200	50	50	50	50	46	41	33	30	28
1100	50	50	50	50	50	40	36	33	20
1000	50	50	50	50	50	44	40	24	22
900	50	50	50	50	50	49	29	27	16
800	50	50	50	50	50	37	33	20	11
700	50	50	50	50	47	42	13	N.D.	N.D.
600	50	50	50	50	37	19	N.D.	N.D.	N.D.
550	50	50	50	50	N.D.	N.D.	N.D.	N.D.	N.D.

140 kg *

spessore vetro max | *maximum thickness of the glass* – s [mm]

H \ L	440	500	600	700	800	900	1000	1100	1200
2700	47	41	35	30	26	23	21	19	17
2600	49	43	36	31	27	24	22	20	18
2500	50	45	37	32	28	25	22	20	19
2400	50	47	39	33	29	26	23	21	19
2300	50	49	41	35	30	27	24	22	20
2200	50	50	42	36	32	28	25	23	21
2100	50	50	44	38	33	30	27	24	22
2000	50	50	47	40	35	31	28	25	23
1900	50	50	49	42	37	33	29	27	25
1800	50	50	50	44	39	35	31	28	26
1700	50	50	50	47	41	37	33	30	27
1600	50	50	50	50	44	39	35	32	29
1500	50	50	50	50	47	41	37	34	31
1400	50	50	50	50	50	44	40	36	30
1300	50	50	50	50	50	48	43	35	32
1200	50	50	50	50	50	50	42	38	35
1100	50	50	50	50	50	50	46	42	32
1000	50	50	50	50	50	50	50	38	28
900	50	50	50	50	50	50	37	34	21
800	50	50	50	50	50	47	42	25	11
700	50	50	50	50	50	50	16	N.D.	N.D.
600	50	50	50	50	47	19	N.D.	N.D.	N.D.
550	50	50	50	50	N.D.	N.D.	N.D.	N.D.	N.D.

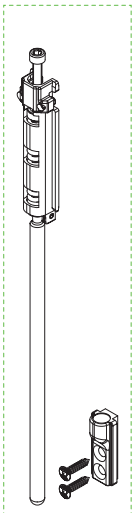

*** realizzabile solo con il sostegno 3310.50 |** *only with sash support 3310.50*

BI-HID

CATENACCIO A LEVA BIDIREZIONALE PER ANTA AFFIANCATA ERRE 40

Catenaccio a leva bidirezionale per anta affiancata | Two-way latch for inactive sash | Bidirectionnel verrou pour dormant | Pasador bidireccional para hoja pasiva



Movimentazione e puntali in zama; compensatori in delrin; viti e camme in acciaio inox.

Zamak movimentation and push rod; delrin compensators; cams and screws in stainless steel.

Mouvement et gâche terminale en zamak; compensateurs en delrin; cames et vis en acier inox.

Movimiento y puntal de zamac; compensadores en delrin; tornillos y placas en acero inoxidable.

ART.	4516.1				4516.10 | 4516.15			
Imballo | Package | Conditionnement | Embalaje	10 PZ				20 PZ			
Finiture disponibili | Available finishes Finitions disponibles | Acabados disponibles	1	2	3	4	1	2	3	4

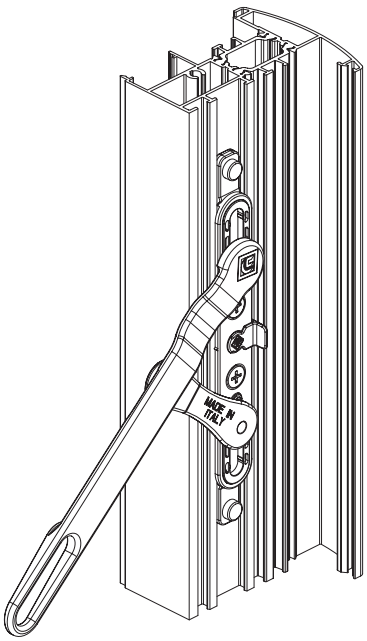

Art. 4516.10 **1**

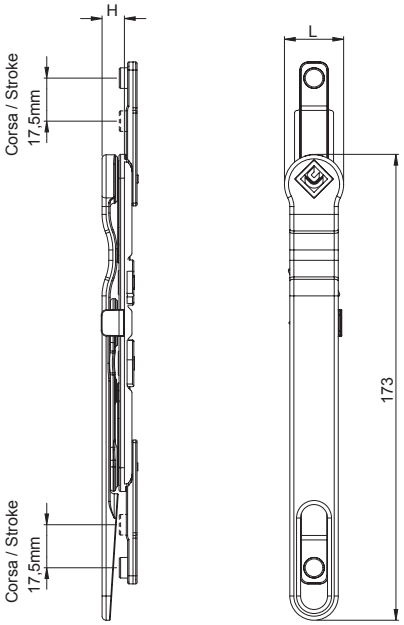

Art. 4516.15 **2**

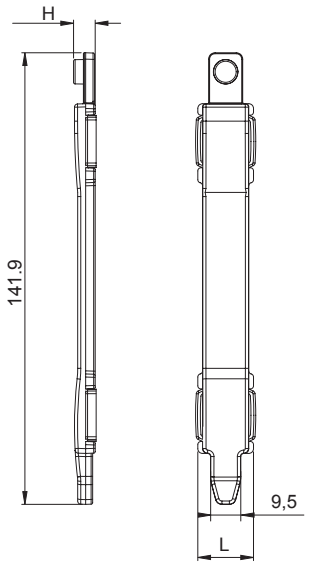

DESCRIZIONE *DESCRIPTION*	ART	H	L	NODO *SECTION*	
Corpo di manovra *Slider*	4516.10	23	22	B04 - B05	1
Terminale superiore ed inferiore *Upper and lower rod end*	4516.15	6.8	17.5		2
Corpo di manovra + terminale superiore ed inferiore *Slider + upper and lower rod end*	4516.1	-	-		1 + 2

Art. 4208

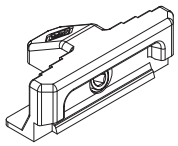

Incluso nel kit 4516.1
Included in 4516.1 kit

CONFIGURAZIONI
CONFIGURATIONS

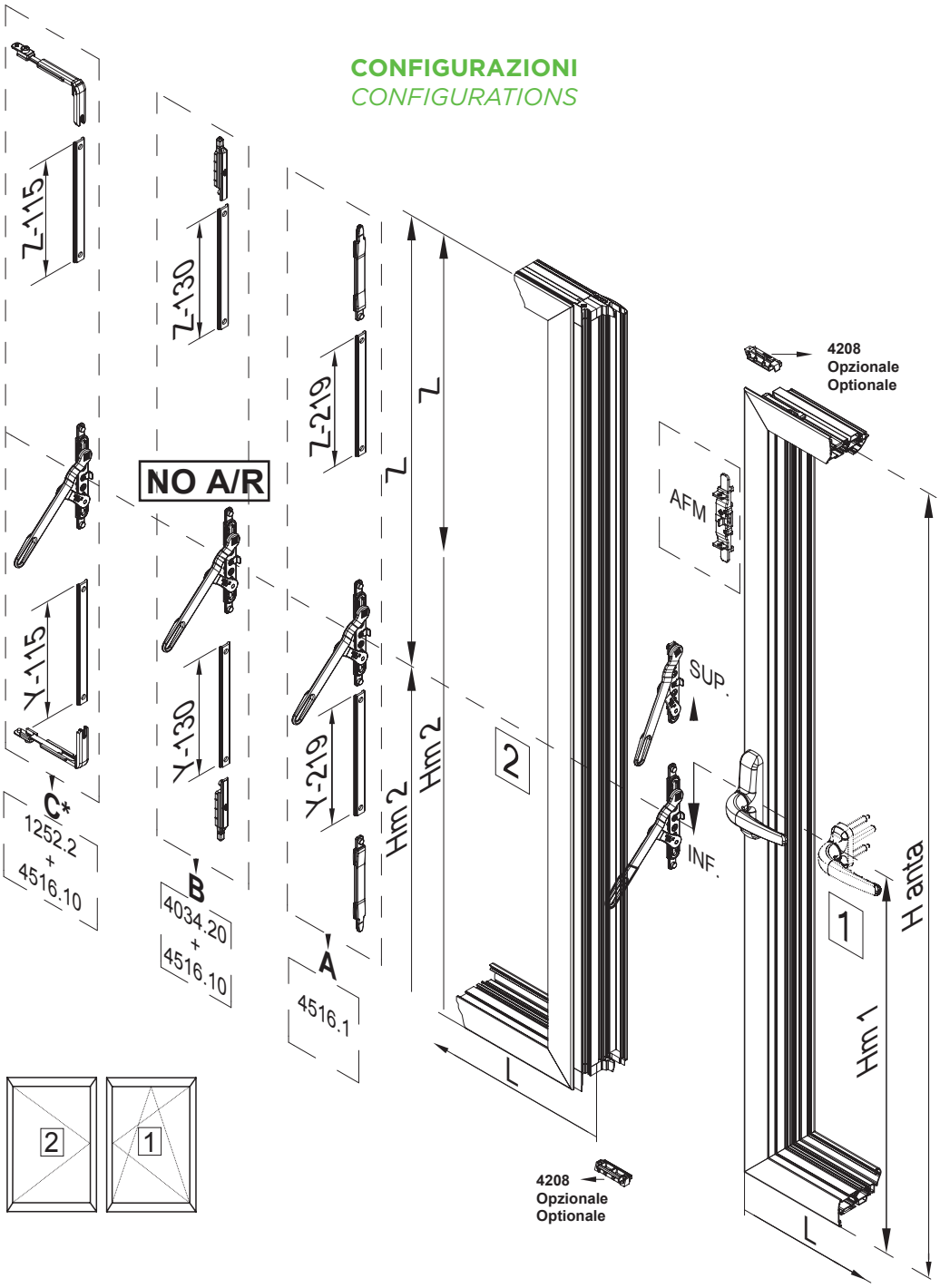

	Inf.				Sup.			
	H anta min.	H anta min.(AFM)	Hm min.	L min.	H anta min.	H anta min.(AFM)	Hm min.	L min.
1	800	900	**Hm1** 490	550	800	1100	**Hm1** 300	550
2			**Hm2** Hm1-210	370			**Hm2** Hm1+244	370

WEEN

KIT CATENACCI A LEVA CON PUNTALI ANTI EFFRAZIONE

2,5 Ø8

Kit puntali antieffrazione | Kit push rod anti-burglar |
Gâche terminale anti-effraction | Puntal anti-robo



Blocchetto di collegamento e incontro in zama, terminale in acciaio inox AISI 316

Connecting block and counterplate in zamak terminal in stainless steel AISI 316

Bloc de connexion et gâche en zamak terminale et en acier inox AISI 316

Bloque de conexión y cerradero en zamak, terminal de acero inoxidable AISI 316

ART.	4533.2			
Imballo | Package | Conditionnement | Embalaje	5 Pz			
Finiture disponibili | Available finishes Finitions disponibles | Acabados disponibles	1	2	3	4

Art. 4533.2

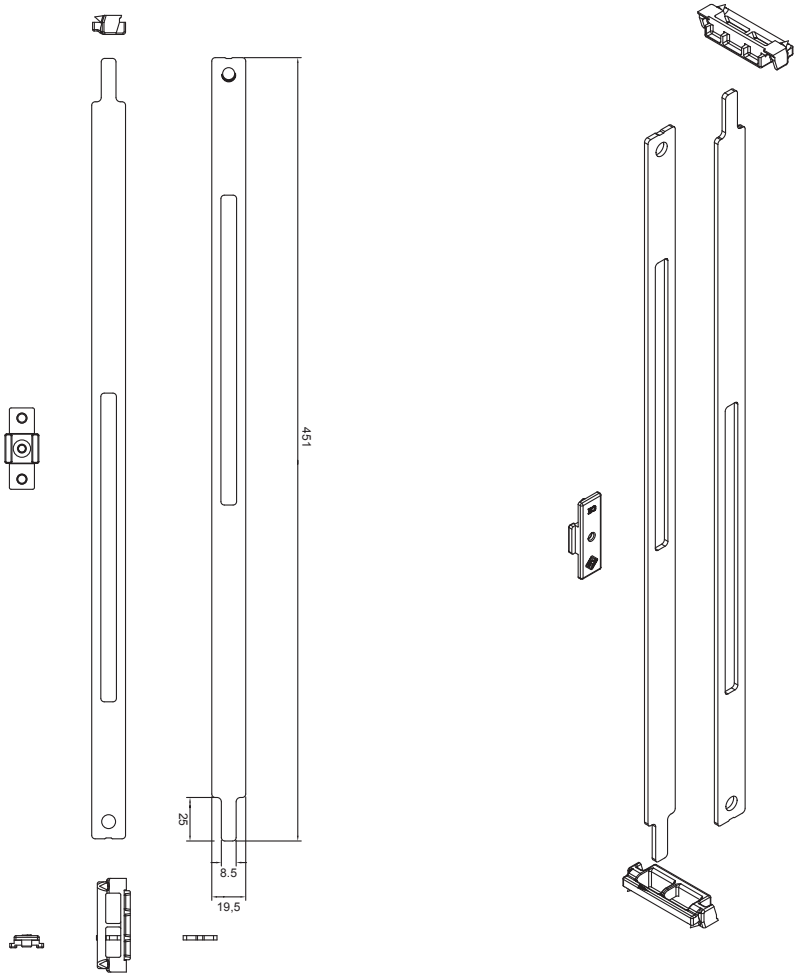

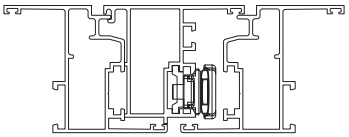

Art.	Nodo *Section*
4533.2	B04

LAVORAZIONI
MACHINING

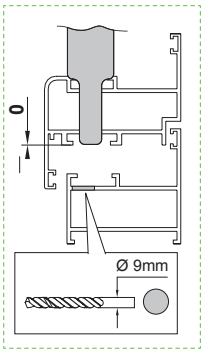

DOPPIA ANTA | *DOUBLE SASH*

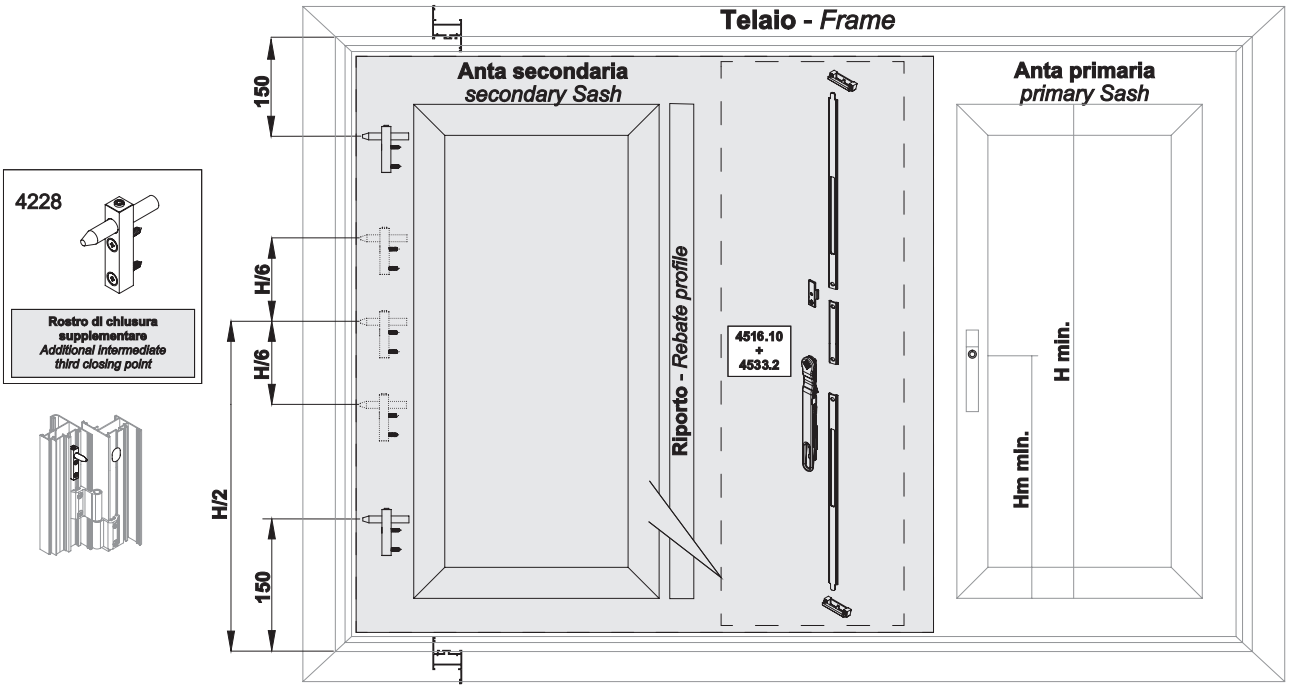

ANTA SECONDARIA | *SECONDARY SASH*

Configuarazioni punti di chiusura addizionali
Additional locking point configurations

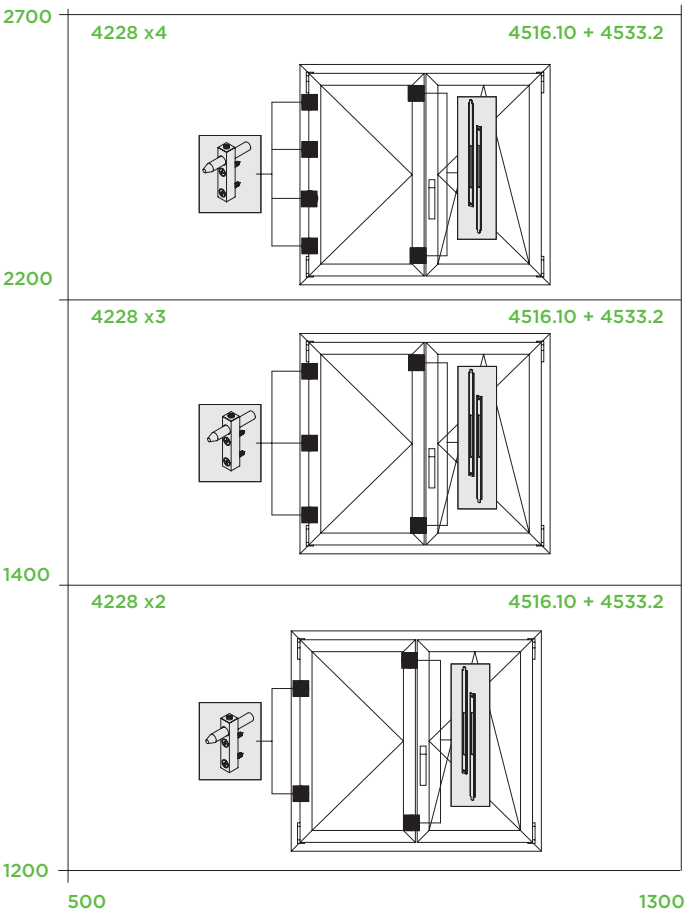

ARTICOLI PER ANTA AFFIANCATA | *ARTICLES FOR SECONDARY SASH*

WEEN	NODO	*SECTION*
3421.23	A08	

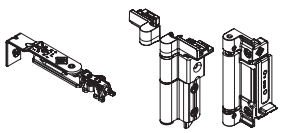

WEEN HIDE 110		NODO	*SECTION*
3313.71S/D	3313S/D	A08	

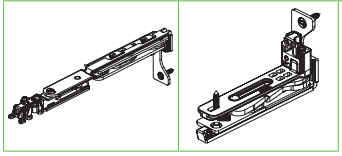

ARTICOLI COMPLEMENTARI

DESCRIZIONE *DESCRIPTION*	ART.	KIT 3421G.1	KIT 3451G.1	KIT 3421LG.1	KIT 3421LG.1	KIT 3321G.1	KIT 3321G.2	KIT 3321LG.1	KIT 3321LG.2
CREMONESI | *CREMONE-BOLT*									
"TWIST" Cremonese *"TWIST" Cremone bolt*	6011	X				X			
"COMFORT" Cremonese con manico asportabile *"COMFORT" Cremone bolt with removable handle*	6011.4	X				X			
"COMFORT" Cremonese *"COMFORT" Cremone bolt*	6011.10	X				X			
"COMFORT" Cremonese con chiave *"COMFORT" Cremone bolt with key*	6032.10	X				X			
"COMFORT 104" Cremonese *"COMFORT 104" Cremone bolt*	6015	X				X			
"COMFORT 104" Cremonese con chiave *"COMFORT 104" Cremone bolt with key*	6036	X				X			
"ITALIA" Cremonese *"ITALIA" Cremone bolt*	6018	X				X			
"ITALIA" Cremonese con chiave *"ITALIA" Cremone bolt with key*	6038	X				X			
"COMFORT" Cremonese *"COMFORT" Cremone bolt*	6010.21		X				X		
"COMFORT" Cremonese con chiave *"COMFORT" Cremone bolt with key*	6031.21		X				X		
"COMFORT 104" Cremonese *"COMFORT 104" Cremone bolt*	6015.21		X				X		
"ITALIA" Cremonese *"ITALIA" Cremone bolt*	6018.21		X				X		
"COMFORT LOGICA" Cremonese con chiave, per anta ribalta logica interasse 104 - DX/SX *"COMFORT LOGICA" Cremone bolt with key, for Tilt before Turn int. 104 - RH/LH*	6036.20D/S			X				X	
"COMFORT LOGICA" Cremonese con chiave, per anta ribalta logica interasse 104 - DX/SX *"COMFORT LOGICA" Cremone bolt with key, for Tilt before Turn int. 104 - RH/LH*	6036.25D/S				X				X
"COMFORT LOGICA" Cremonese con chiave, per anta ribalta logica interasse 98 - DX/SX *"COMFORT LOGICA" Cremone bolt with key, for Tilt before Turn int. 89 - RH/LH*	6036.23D/S				X				X
"ITALIA LOGICA" Cremonese con chiave, per anta ribalta logica - DX/SX *"ITALIA LOGICA" Cremone bolt with key, for Tilt before Turn - RH/LH*	6038.20D/S			X				X	
"ITALIA LOGICA" Cremonese con chiave, per anta ribalta logica - DX/SX *"ITALIA LOGICA" Cremone bolt with key, for Tilt before Turn - RH/LH*	6038.25D/S				X				X
Cremonese Karma *Karma Cremone bolt*	6061	X				X			
Cremonese Karma con chiave *Karma Cremone bolt with key*	6063	X				X			
Cremonese Karma *Karma Cremone bolt*	6061.21		X				X		
Cremonese Karma con chiave per anta ribalta logica *Karma Cremone bolt with key for Tilt before Turn*	6063.20			X				X	
Cremonese Karma con chiave per anta ribalta logica *Karma Cremone bolt with key for Tilt before Turn*	6063.25				X				X

ARTICOLI COMPLEMENTARI

DESCRIZIONE *DESCRIPTION*	ART.	KIT 3421G.1	KIT 3451G.1	KIT 3421LG.1	KIT 3421LG.1	KIT 3321G.3	KIT 3321G.4	KIT 3321LG.3	KIT 3321LG.4
BRACCIO LIMITATORE | *LIMITER ARM*									
"EMPIRE" Braccio limitatore frizionato con chiave di sgancio *"EMPIRE" Limiter friction arm with release key*	1203A.6/.8/.10	X	X	X	X	X	X	X	X
"SIMPLE PLUS" Limitatore di apertura *"SIMPLE PLUS" limiter arm*	1114.1	X	X	X	X	X	X	X	X
ASTINE | *ROD*									
Astina in poliammide *Polyamide rod*	2010.1	X	X	X	X	X	X	X	X
MARTELLINE E MOVIMENTAZIONE MONODIREZIONALE *HANDLES AND ONE WAY MOVEMENT*									
"SHARK" Movimentazione monodirezionale con anti falsa manovra Entrata 9,6 mm *"SHARK" One-way movement with anti-false manoeuvre Backset 9,6 mm*	3628	X		X		X		X	
"SHARK" Movimentazione monodirezionale seza anti falsa manovra Entrata 9,6 mm *"SHARK" One-way movement without anti-false manoeuvre Backset 9,6 mm*	3628.10		X		X		X		X
"SHARK" Movimentazione monodirezionale con anti falsa manovra Entrata 11,5 mm *"SHARK" One-way movement with anti-false manoeuvre Backset 11,5 mm*	3628.2	X		X		X		X	
"SHARK" Movimentazione monodirezionale senza anti falsa manovra Entrata 11,5 mm *"SHARK" One-way movement without anti-false manoeuvre Backset 11,5 mm*	3628.12		X		X		X		X
"SHARK" Movimentazione monodirezionale con anti falsa manovra Entrata 3,3 mm *"SHARK" One-way movement with anti-false manoeuvre Backset 3,3 mm*	3631.20	X		X		X		X	
"SHARK" Movimentazione monodirezionale senza anti falsa manovra Entrata 3,3 mm *"SHARK" One-way movement without anti-false manoeuvre Backset 3,3 mm*	3631.30		X		X		X		X
"COMFORT" Martellina *"COMFORT" Handle*	3070	X	X			X	X		
"SHARK MINIMAL" Movimentazione monodirezionale con anti falsa manovra - Entrata 3,3 mm *"SHARK MINIMAL" One-way movement with anti-false manoeuvre - Backset 3,3 mm*	3631	X		X		X		X	
"SHARK MINIMAL" Movimentazione monodirezionale senza anti falsa manovra - Entrata 3,3 mm *"SHARK MINIMAL" One-way movement without anti-false manoeuvre - Backset 3,3 mm*	3631.10		X		X		X		X
"SHARK MINIMAL" Movimentazione monodirezionale con anti falsa manovra e punto di chiusura Entrata 3,3 mm *"SHARK MINIMAL" One-way movement with anti-false manoeuvre - Backset 3,3 mm*	3631F.1	X		X		X			X
"SHARK MINIMAL " Movimentazione monodirezionale senza anti falsa manovra e punto di chiusura - Entrata 3,3 mm *"SHARK MINIMAL" One-way movement without anti-false manoeuvre - Backset 3,3 mm*	3631F.10		X		X		X		X
"SHARK MINIMAL" Movimentazione monodirezionale con anti falsa manovra e punto di chiusura - Entrata 3,3 mm *"SHARK MINIMAL" One-way movement with anti-false manoeuvre - Backset 3,3 mm*	3631F.20	X		X		X		X	
"SHARK MINIMAL " Movimentazione monodirezionale senza anti falsa manovra e punto di chiusura - Entrata 3,3 mm *"SHARK MINIMAL" One-way movement without anti-false manoeuvre - Backset 3,3 mm*	3631F.30		X		X		X		X
"SHARK" Movimentazione monodirezionale con anti falsa manovra e punto di chiusura - Entrata 9,5 mm *"SHARK" One-way movement with anti-false manoeuvre and closing point - Backset 9,5 mm*	3628F.1	X		X		X		X	
"SHARK" Movimentazione monodirezionale senza anti falsa manovra e punto di chiusura - Entrata 9,5 mm *"SHARK" One-way movement with anti-false manoeuvre and closing point - Backset 9,5 mm*	3628F.11		X		X		X		X
"SHARK" Movimentazione monodirezionale senza anti falsa manovra e punto di chiusura - Entrata 11,5 mm *"SHARK" One-way movement with anti-false manoeuvre and closing point - Backset 11,5 mm*	3628F.3	X		X		X		X	
"SHARK" Movimentazione monodirezionale senza anti falsa manovra e punto di chiusura - Entrata 11,5 mm *"SHARK" One-way movement with anti-false manoeuvre and closing point - Backset 11,5 mm*	3628F.13						X		X
Martellina Karma *Karma Handle*	3100	X	X			X	X		
Martellina Karma con chiave *Karma Handle with key*	3101	X	X			X	X		
Martellina Karma minimal design *Minimal Design Karma Handle*	3091	X	X			X	X		
Martellina Karma minimal design *Minimal Design Karma Handle*	3091.20	X	X			X	X		
Martellina Karma minimal design int.43 *Minimal Design Karma Handle int.43*	3091.30	X	X			X	X		
Martellina Karma Logica *Karma Handle for Tilt befor turn*	309125			X	X			X	X
"COMFORT" Martellina con chiave *"COMFORT" Handle with key*	3070.2	X	X			X	X		
"ITALIA" Martellina *"ITALIA" Handle*	3072	X	X			X	X		
"ITALIA" Martellina con chiave *"ITALIA" Handle with key*	3077.2	X	X			X	X		
"ITALIA" Martellina minimall design *"ITALIA" Handle minimall design*	3090.20	X	X			X	X		
"ITALIA" Martellina minimall design int. 43 mm *"ITALIA" Handle minimall design int. 43 mm*	3090.30	X	X			X	X		
"COMFORT LOGICA" Martellina DX *"COMFORT LOGICA" RX handle*	3070.25D			X	X			X	X
"COMFORT LOGICA" Martellina SX *"COMFORT LOGICA" LX handle*	3070.25S			X	X			X	X
"ITALIA LOGICA" Martellina DX *"ITALIA LOGICA" RX handle*	3077.25D			X	X			X	X
"ITALIA LOGICA" Martellina SX *"ITALIA LOGICA" LX handle*	3077.25S			X	X			X	X

2.0 DUEPUNTOZERO

A/R PER CAMERA EUROPEA - 80 KG

3D | 2,5 | 3 | Ø8



Anta ribalta per CE | Tilt and turn for CE |
Vantail oscillo-battant pour CE | Oscilobatiente para CE

Cerniere lato telaio, rinvio d'angolo, terminali e riscontri in zama, cerniere lato anta in alluminio estruso, eccentrici di chiusura in acciaio inox con cilindro in ottone.
Portata massima: 80 Kg

Side frame hinges, plates, corner return, terminals and handles in zamak, side shutter hinge in extruded aluminum, closing cams in stainless steel with brass cylinder.
Maximum load: 80 Kg

Paumelles côté dormant, plaques, renvoi d'angle, embout de tringle s et gâche en zamak, paumelles côté ouvrant en aluminium extrudé, cames de fermeture en acier inox avec cylindre en laiton.
Portée: 80 Kg

Bisagras del lado del marco, plaquetas, reenvío de ángulo, Bloqueo y cerradero de zamac, bisagras del lado de la hoja de aluminio extruido, excéntricos de cierre de acero inox con cilindro de latón.
Soporta hasta: 80 kg

ART.	3520.3 | .4 | .6				3530.2 | .3 | .4 | .6			
Imballo | Package | Conditionnement | Embalaje	1 Kit				1 Kit			
Finiture disponibili | Available finishes Finitions disponibles | Acabados disponibles	1	2	3	4	1	2	3	4

Art. 3520.3 | .4 | .6

Kit base standard
Basic standard kit

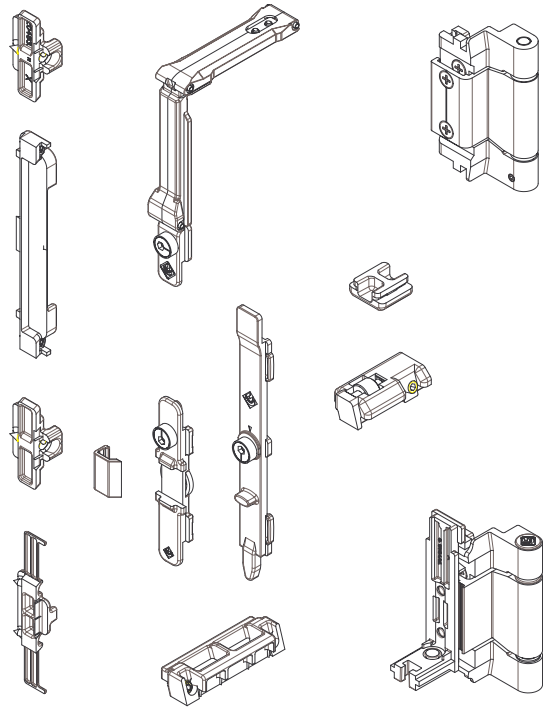

Art. 3530.2 | .3 | .4 | .6

Kit base standard con antifalsamanovra sulla cremonese
Standard kit with anti-false manoeuvre on cremone bolt

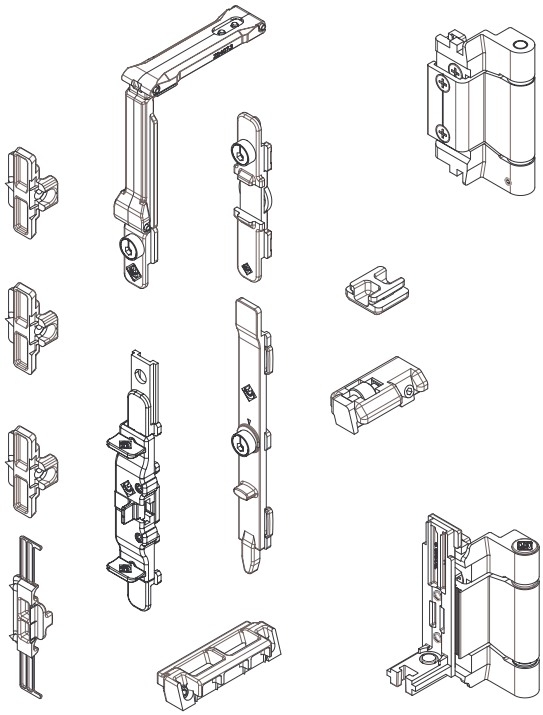

ART.	NODO | *SECTION*	A
3530.2	A20	7
3520.3 | 3530.3	A21	8
3520.4 | 3530.4	A22	9
3520.6 | 3530.6	A22 Bombato	9

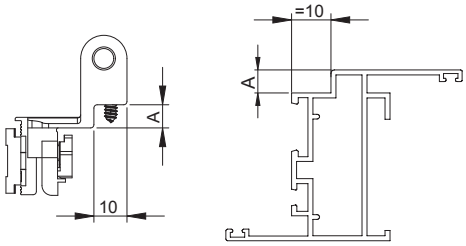

TABELLA DI CARICO | *LOAD CHART*

PESO MASSIMO DELL'ANTA (alluminio + vetro = 80 Kg) *MAXIMUM WEIGHT OF THE SASH (alluminium + glass =80 Kg)*														
Spessore max. del vetro indicato (es. 30 mm) *Maximum thickness of the glass (es. 30 mm)*								N.D. = Dimensione Non Disponibile *N.D. = Dimension Not Available*						
Nota: Lo spessore massimo del vetro impiegabile si riferisce al materiale senza la camera d'aria *Note: The maximum thickness of the glass is considered without the air-space*														
2700	28	22	18	15	13	11	10	9	8	7	7	6	6	5
2600	30	23	19	16	13	12	10	9	8	8	7	7	6	6
2500	31	24	20	16	14	12	11	10	9	8	7	7	6	6
2400	33	25	21	17	15	13	12	10	9	9	8	7	7	6
2300	34	27	22	18	16	14	12	11	10	9	8	8	7	7
2200	36	28	23	19	16	14	13	11	10	9	9	8	7	7
2100	38	29	24	20	17	15	13	12	11	10	9	8	8	7
2000	40	31	25	21	18	16	14	13	12	11	10	9	8	8
1900	43	33	27	23	19	17	15	14	12	11	10	10	9	8
1800	45	35	29	24	21	18	16	14	13	12	11	10	9	9
1700	48	37	30	26	22	19	17	15	14	13	12	11	10	9
1600	50	40	33	27	24	21	18	17	15	14	13	12	11	10
1500	50	43	35	30	25	22	20	18	16	15	14	13	12	8
1400	50	46	38	32	28	24	21	19	17	16	15	14	10	9
1300	50	50	41	35	30	26	23	21	19	17	16	11	10	10
1200	50	50	45	38	33	29	25	23	21	19	13	12	11	N.D.
1100	50	50	49	42	36	32	28	25	18	16	15	N.D.	N.D.	N.D.
1000	50	50	50	46	40	35	31	22	20	18	N.D.	N.D.	N.D.	N.D.
900	50	50	50	50	45	39	27	25	22	N.D.	N.D.	N.D.	N.D.	N.D.
800	50	50	50	50	50	35	31	N.D.	N.D.	N.D.	N.D.	N.D.	N.D.	N.D.
700	50	50	50	50	50	50	N.D.	N.D.	N.D.	N.D.	N.D.	N.D.	N.D.	N.D.
***650**	50	50	50	50	50	N.D.	N.D.	N.D.	N.D.	N.D.	N.D.	N.D.	N.D.	N.D.
***600**	50	50	50	50	50	N.D.	N.D.	N.D.	N.D.	N.D.	N.D.	N.D.	N.D.	N.D.
***550**	50	50	50	50	N.D.	N.D.	N.D.	N.D.	N.D.	N.D.	N.D.	N.D.	N.D.	N.D.
***500**	50	50	50	N.D.	N.D.	N.D.	N.D.	N.D.	N.D.	N.D.	N.D.	N.D.	N.D.	N.D.
H / L	**400**	**500**	**600**	**700**	**800**	**900**	**1000**	**1100**	**1200**	**1300**	**1400**	**1500**	**1600**	**1700**

CONFIGURAZIONE | *CONFIGURATIONS*

KIT BASE= 3420.X
3520.X

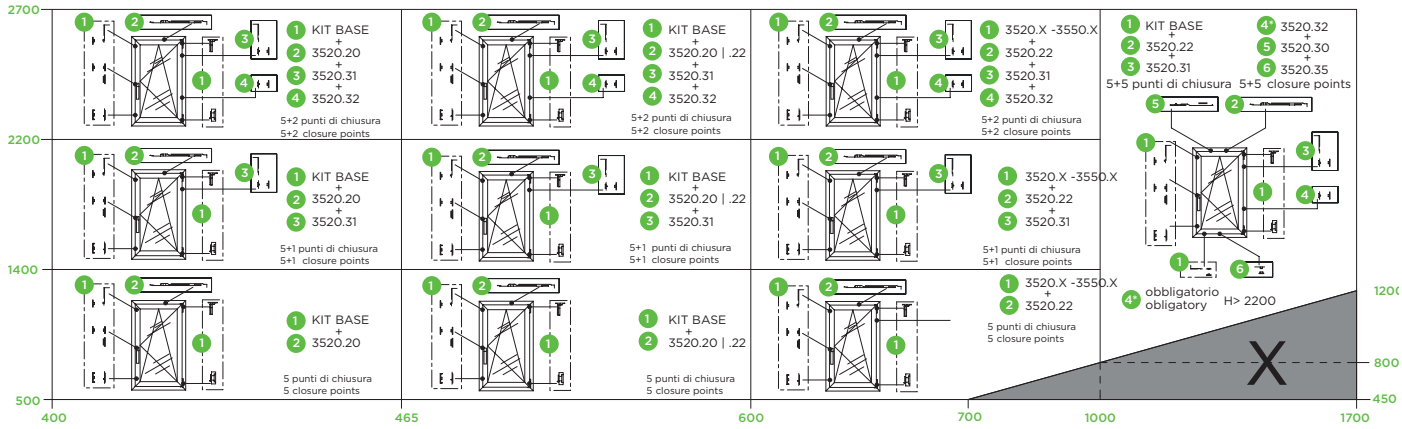

2.0 DUEPUNTOZERO

BRACCIO PER ANTA RIBALTA

2D | 2,5 | 3 | Ø8

Braccio anta ribalta 2.0 | 2.0 tilt and turn arm
Bras oscillo-battant 2.0 | Compás oscilobatiente 2.0



Leve, viti e grani in acciaio inox, corpo in zama, antivento in nylon.

Levers, screw and setscrews in stainless steel, zamak body, nylon windproof system.

Leviers, vis et grains en acier inox, corps en zamak, système protégeant du vent en nylon.

Levas, tornillos y prisioneros de acero inox, cuerpo de zamac, sistema contaviento de nylon.

ART.	3520.20 | 3520.21 | 3520.22			
Imballo | Package | Conditionnement | Embalaje	5 Pz			
Finiture disponibili | Available finishes Finitions disponibles | Acabados disponibles	1	2	3	4

Braccio supplementare 3520.30 - pagX
Supplementary arm 3520.30 - pagX

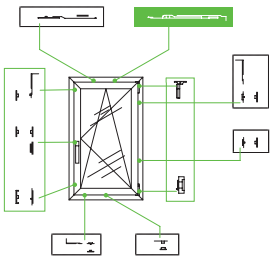

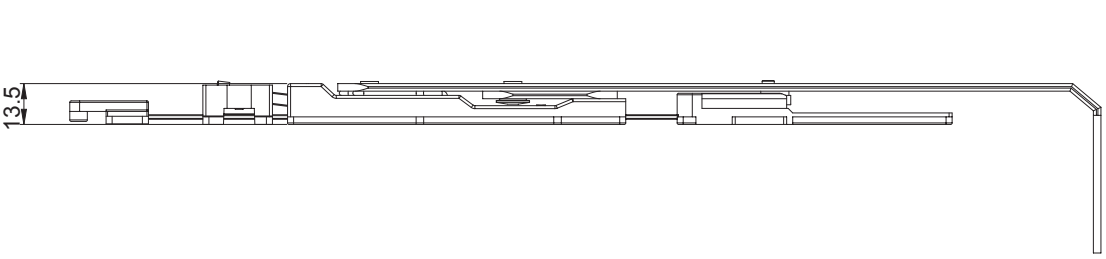



DESCRIZIONE *DESCRIPTION*	ART.	NODO *SECTION*
L anta da 400mm a 600mm *L sash from 400mm to 600mm*	3520.20	A20 - A21 - A22
L anta da 465mm a 600mm *L sash from 465mm to 600mm*	3520.21	A20 - A21 - A22
L anta da 601mm a 1700mm L sash from 601mm to 1700mm	3520.22	A20 - A21 - A22

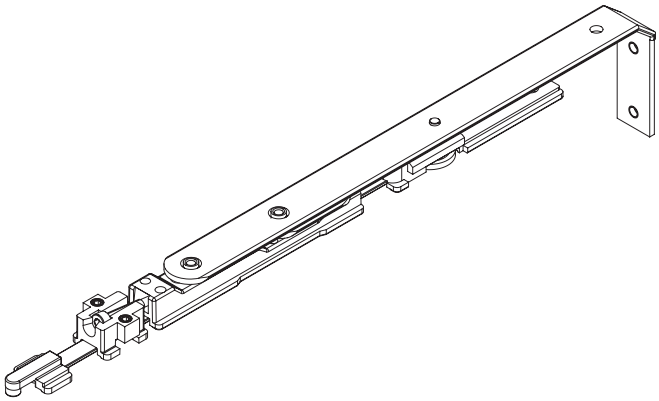

2.0 DUEPUNTOZERO

CHIUSURE SUPPLEMENTARI

1D | 2,5 | 4 | Ø8

Chiusure verticali per 2.0 | Kit locking points 2.0
Kit points de fermeture 2.0 | Kit puntos de cierre 2.0



Molle in acciaio armonico, corpo rinvio riscontri e punti di chiusura in zama, viti e grani inox.

Steel spring, corner return body, counterplates and locking points in zamak, screw and setscrews in stainless steel.

Ressort en acier harmonique, corps du renvoi d'angle, gâches et points de fermeture en zamak vis et grains en acier inox.

Muelle de acero armónico, cuerpo de reenvío de ángulo, cerraderos y puntos de cierre de zamac, tornillos y prisioneros de acero inox.

ART.	3520.31				3520.32			
Imballo | Package | Conditionnement | Embalaje	10 Kit				50 Kit			
Finiture disponibili | Available finishes Finitions disponibles | Acabados disponibles	1	2	3	4	1	2	3	4

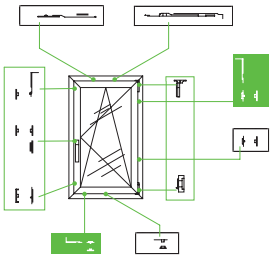

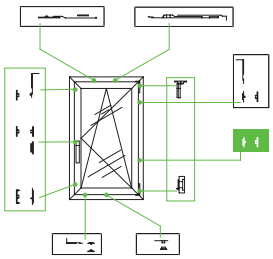

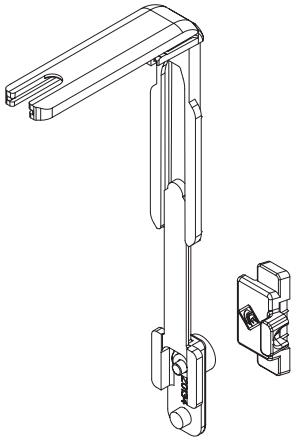

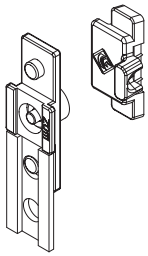



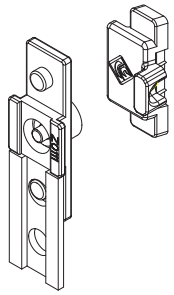

DESCRIZIONE *DESCRIPTION*	ART.	NODO *SECTION*
Chiusura supplementare laterale (per braccio medio e lungo, per altezza anta superiore a 1400mm) *Side supplementary closing (for medium and long arm, for sash height more than 1400mm)*	3520.31	A20 – A21 A22

DESCRIZIONE *DESCRIPTION*	ART.	NODO *SECTION*
Punto di chiusura supplementare *Supplementary locking point*	3520.32	A20 – A21 A22

2.0 DUEPUNTOZERO
MICROVENTILAZIONE

1D | 2,5 | Ø8

Microventilazione | Microventilation
Dispositif de micro-ventilation | Dispositivo de microventilación



Riscontri in zama, viti e grani in acciaio inox.

Counterplates in zamak, screw and setscrews in stainless steel.

Gâches en zamak vis et grains en acier inox.

Cerraderos de zamac, tornillos y prisioneros de acero inox.

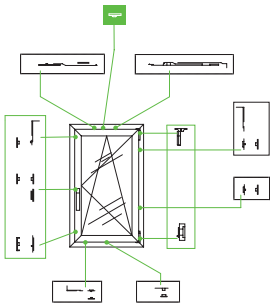

ART.	3520.39 | 3400.39			
Imballo | Package | Conditionnement | Embalaje	50 Pz			
Finiture disponibili | Available finishes Finitions disponibles | Acabados disponibles	1	2	3	4

Art. 3400.39

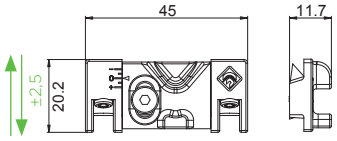

Art. 3520.39

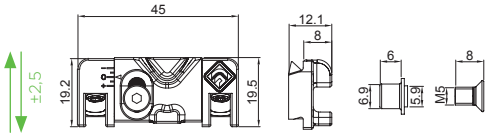

DESCRIZIONE *DESCRIPTION*	ART.	NODO *SECTION*
Microventilazione regolabile per kit anta ribalta "WEEN" *Adjustable microventilation for "WEEN" tilt and turn kit*	3400.39	A01 - A03
Microventilazione regolabile per kit anta ribalta "2.0 DUEPUNTOZERO" *Adjustable microventilation for "2.0 DUEPUNTOZERO" tilt and turn kit*	3520.39	A20 - A21 - A22
Microventilazione regolabile per kit anta ribalta "2.0 DUEPUNTOZERO" *Adjustable microventilation for "2.0 DUEPUNTOZERO" tilt and turn kit*	3521.39	A08 - A23

ARTICOLI COMPLEMENTARI

DESCRIZIONE *DESCRIPTION*	**ART**	**KIT 3520.3.4.6**	**KIT 3530.2.3.4.6**
CREMONESI | *CREMONE-BOLT*			
"TWIST" Cremonese *"TWIST" Cremone bolt*	6011	X	
"COMFORT" Cremonese con manico asportabile *"COMFORT" Cremone bolt with removable handle*	6011.4	X	
"COMFORT" Cremonese *"COMFORT" Cremone bolt*	6011.10	X	
"COMFORT" Cremonese con chiave *"COMFORT" Cremone bolt with key*	6032.10	X	
"COMFORT 104" Cremonese *"COMFORT 104" Cremone bolt*	6015	X	
"COMFORT 104" Cremonese con chiave *"COMFORT 104" Cremone bolt with key*	6036	X	
"ITALIA" Cremonese *"ITALIA" Cremone bolt*	6018	X	
"ITALIA" Cremonese con chiave *"ITALIA" Cremone bolt with key*	6038	X	
"TWIST" Cremonese *"TWIST" Cremone bolt*	6010.20		X
"COMFORT" Cremonese *"COMFORT" Cremone bolt*	6010.21		X
"COMFORT" Cremonese con chiave *"COMFORT" Cremone bolt with key*	6031.21		X
"COMFORT 104" Cremonese *"COMFORT 104" Cremone bolt*	6015.21		X
"ITALIA" Cremonese *"ITALIA" Cremone bolt*	6018.21		X
BRACCIO LIMITATORE | *LIMITER ARM*			
"EMPIRE" Braccio limitatore frizionato con chiave di sgancio *"EMPIRE" Limiter friction arm with release key*	1203A.10	X	X
"SIMPLE PLUS" Limitatore di apertura "SIMPLE PLUS" limiter arm	1115.1	X	X
ASTINA | *ROD*			
Astina in poliammide *Polyamide rod*	2010.2	X	X

ARTICOLI COMPLEMENTARI

DESCRIZIONE *DESCRIPTION*	**ART**	**KIT 3520.3.4.6**	**KIT 3530.2.3.4.6**
MARTELLINE E MOVIMENTAZIONE MONODIREZIONALE | *HANDLES AND ONE WAY MOVEMENT*			
"SHARK" Movimentazione monodirezionale con anti falsa manovra Entrata 9,6 mm *"SHARK" One-way movement with anti-false manoeuvre Backset 9,6 mm*	3627	X	
"SHARK" Movimentazione monodirezionale seza anti falsa manovra Entrata 9,6 mm *"SHARK" One-way movement without anti-false manoeuvre Backset 9,6 mm*	3627.10		X
"SHARK" Movimentazione monodirezionale con anti falsa manovra Entrata 11,5 mm *"SHARK" One-way movement with anti-false manoeuvre Backset 11,5 mm*	3627.2	X	
"SHARK" Movimentazione monodirezionale seza anti falsa manovra Entrata 11,5 mm *"SHARK" One-way movement without anti-false manoeuvre Backset 11,5 mm*	3627.12		X
"SHARK" Movimentazione monodirezionale con anti falsa manovra Entrata 3,3 mm *"SHARK" One-way movement with anti-false manoeuvre Backset 3,3 mm*	3630.20	X	
"SHARK" Movimentazione monodirezionale seza anti falsa manovra Entrata 3,3 mm *"SHARK" One-way movement without anti-false manoeuvre Backset 3,3 mm*	3630.30		X
"COMFORT" Martellina *"COMFORT" Handle*	3070	X	X
"COMFORT" Martellina con chiave *"COMFORT" Handle with key*	3070.2	X	X
"ITALIA" Martellina *"ITALIA" Handle*	3072	X	X
"ITALIA" Martellina con chiave *"ITALIA" Handle with key*	3077.2	X	X
"ITALIA" Martellina minimall design *"ITALIA" Handle minimall design*	3090.20	X	X
"ITALIA" Martellina minimall design int. 43 mm "ITALIA" Handle minimall design int. 43 mm	3090.30	X	X

2.0 DUEPUNTOZERO

A/R PER NUOVO NC 40 SORM. - 80 KG

3D | 2,5 | 3 | Ø8



Anta ribalta per nuovo nc 40 sorm | Tilt and turn for new overlapping nc 40 | Vantail oscillo-battant pour nouveau nc 40 superp. | Oscilobatiente para nuovo nc 40 solapado

Cerniere lato telaio, piastrine, rinvio d'angolo, terminali e riscontri in zama, cerniere lato anta in alluminio estruso, eccentrici di chiusura in acciaio inox con cilindro in ottone. Portata massima 80 Kg.

Side frame hinges, plates, corner return, terminals and handles in zamak, side shutter hinge in extruded aluminum, closing cams in stainless steel with brass cylinder. Maximum load 80 Kg.

Paumelles côté dormant, plaques, renvoi d'angle, embout de tringle et gâches en zamak, paumelles côté ouvrant en aluminium extrudé, cames de fermeture en acier inox avec cylindre en laiton. Portée 80 Kg.

Bisagras del lado del marco, plaquetas, reenvío de ángulo, Bloqueo y cerradero de zamac, bisagras del lado de la hoja de aluminio extruido, excéntricos de cierre de acero inox con cilindro de latón. Soporta hasta 80 kg

ART.	3522.1 | 3532.1 3522.2 | 3532.2			
Imballo | Package | Conditionnement | Embalaje	1 Kit			
Finiture disponibili | Available finishes Finitions disponibles | Acabados disponibles	1	2	3	4

NUOVO NC 40 SORM
Versione sormonto
Overlapped profile version

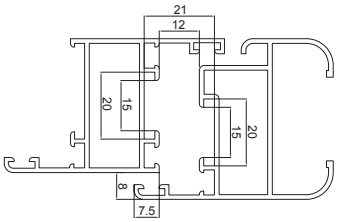

NUOVO NC 40 SORM
Versione complanare interno
Internal aligned profile version

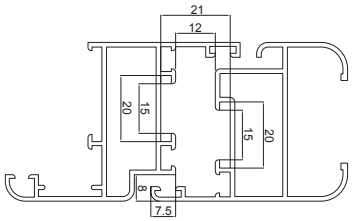

Art. 3522.1

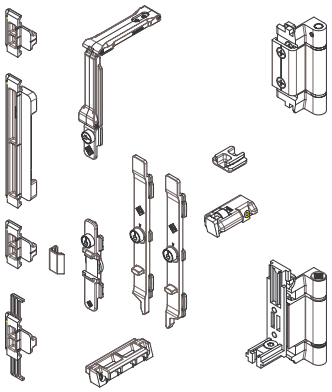

DESCRIZIONE *DESCRIPTION*	NODO SECTION
"2.0 DUEPUNTOZERO" Kit base con anti falsa manovra sulla cremonese *"2.0 DUEPUNTOZERO" Basic kit with anti-false manoeuvre on the cremone-bolt*	A11

Art. 3532.1

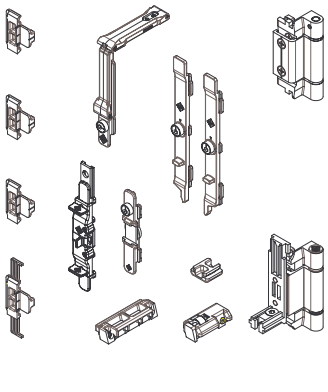

DESCRIZIONE *DESCRIPTION*	NODO SECTION
"2.0 DUEPUNTOZERO" Kit base con anti falsa manovra superiore *"2.0 DUEPUNTOZERO" Basic kit with upper anti-false manoeuvre*	A11

Art. 3522.2

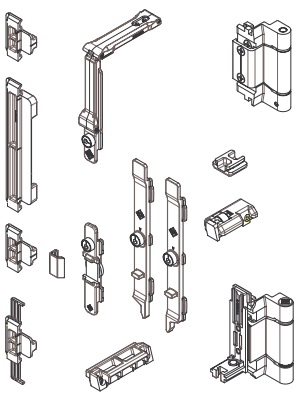

DESCRIZIONE *DESCRIPTION*	NODO SECTION
"2.0 DUEPUNTOZERO" Kit base con anti falsa manovra sulla cremonese *"2.0 DUEPUNTOZERO" Basic kit with anti-false manoeuvre on the cremone-bolt*	A12

Art. 3532.2

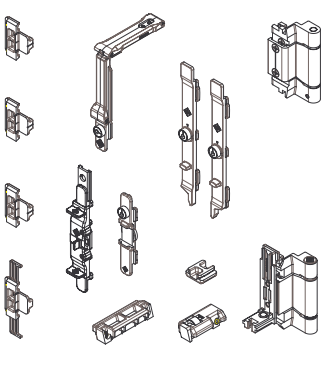

DESCRIZIONE *DESCRIPTION*	NODO SECTION
"2.0 DUEPUNTOZERO" Kit base con anti falsa manovra superiore *"2.0 DUEPUNTOZERO" Basic kit with upper anti-false manoeuvre*	A12

ARTICOLI COMPLEMENTARI

DESCRIZIONE *DESCRIPTION*	ART	KIT 3522.1.2	KIT 3532.1.2
CREMONESI | *CREMONE-BOLT*			
"TWIST" Cremonese *"TWIST" Cremone bolt*	6011	X	
"COMFORT" Cremonese con manico asportabile *"COMFORT" Cremone bolt with removable handle*	6011.4	X	
"COMFORT" Cremonese *"COMFORT" Cremone bolt*	6011.10	X	
"COMFORT" Cremonese con chiave *"COMFORT" Cremone bolt with key*	6032.10	X	
"COMFORT 104" Cremonese *"COMFORT 104" Cremone bolt*	6015	X	
"COMFORT 104" Cremonese con chiave *"COMFORT 104" Cremone bolt with key*	6036	X	
"ITALIA" Cremonese *"ITALIA" Cremone bolt*	6018	X	
"ITALIA" Cremonese con chiave *"ITALIA" Cremone bolt with key*	6038	X	
"TWIST" Cremonese *TWIST" Cremone bolt*	6010.20		X
"COMFORT" Cremonese *"COMFORT" Cremone bolt*	6010.21		X
"COMFORT" Cremonese con chiave *"COMFORT" Cremone bolt with key*	6031.21		X
"COMFORT 104" Cremonese *"COMFORT 104" Cremone bolt*	6015.21		X
"ITALIA" Cremonese *"ITALIA" Cremone bolt*	6018.21		X
2.0 DUEPUNTOZERO Braccio corto per anta ribalta - L anta da 400mm a 600mm *2.0 DUEPUNTOZERO Short arm for tilt and turn - L sash from 400mm to 600mm*	3520.20	X	X
2.0 DUEPUNTOZERO Braccio medio per anta ribalta - L anta da 465mm a 600mm *2.0 DUEPUNTOZERO Medium arm for tilt and turn - L sash from 465mm to 600mm*	3520.21	X	X
2.0 DUEPUNTOZERO Braccio lungo per anta ribalta - L anta da 601mm a 1700mm *2.0 DUEPUNTOZERO Long arm for tilt and turn - L sash from 601mm to 1700mm*	3520.22	X	X
CHIUSURE SUPPLEMENTARI | SUPPLEMENTARY CLOSING			
2.0 DUEPUNTOZERO Chiusura supplementare laterale (per braccio medio e lungo, per altezza anta superiore a 1400mm) *2.0 DUEPUNTOZERO Side supplementary closing (for medium and long arm, for sash height more than 1400mm*	3522.31	X	X
2.0 DUEPUNTOZERO Punto di chiusura supplementare *2.0 DUEPUNTOZERO Supplementary locking point*	3522.32	X	X
BRACCIO LIMITATORE | *LIMITER ARM*			
"EMPIRE" Braccio limitatore frizionato con chiave di sgancio *"EMPIRE" Limiter friction arm with release key*	1203A.10	X	X
"SIMPLE PLUS" Limitatore di apertura *"SIMPLE PLUS" limiter arm*	1115.1	X	X
ASTINA | *ROD*			
Astina in poliammide Polyamide rod	2010.2	X	X

2.0 DUEPUNTOZERO

A/R PER ALL.CO 5 SORM. - 80 KG

3D | 2,5 | 3 | Ø8

Anta ribalta per all.co 5 sorm. | Tilt and turn for overlapping all.co 5 | Vantail oscillo-battant pour all.co 5 superp. | Hoja oscilobatiente para all.co 5 solapado



Cerniere lato telaio, piastrine, rinvio d'angolo, terminali e riscontri in zama, cerniere lato anta in alluminio estruso, eccentrici di chiusura in acciaio inox con cilindro in ottone. Portata massima: 80 Kg.

Side frame hinges, plates, corner return, terminals and handles in zamak, side shutter hinge in extruded aluminum, stainless steel closing cams with brass cylinder. Maximum load: 80 Kg

Paumelles côté dormant, plaques, renvoi d'angle, embout de tringle et gâches en zamak, paumelles côté ouvrant en aluminium extrudé, cames de fermeture en acier inox avec cylindre en laiton. Portée: 80 Kg.

Bisagras del lado del marco, plaquetas, reenvío de ángulo, Bloqueo y cerradero de zamac, bisagras del lado de la hoja de aluminio extruido, excéntricos de cierre de acero inox con cilindro de latón. Soporta hasta: 80 kg

ART.	3523.1 | 3533.1			
Imballo | Package | Conditionnement | Embalaje	1 Kit			
Finiture disponibili | Available finishes Finitions disponibles | Acabados disponibles	1	2	3	4

ALL.CO 5 SORM.
Versione sormonto
Overlapped profile version

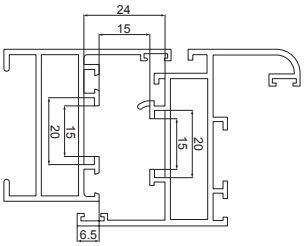

Art. 3523.1

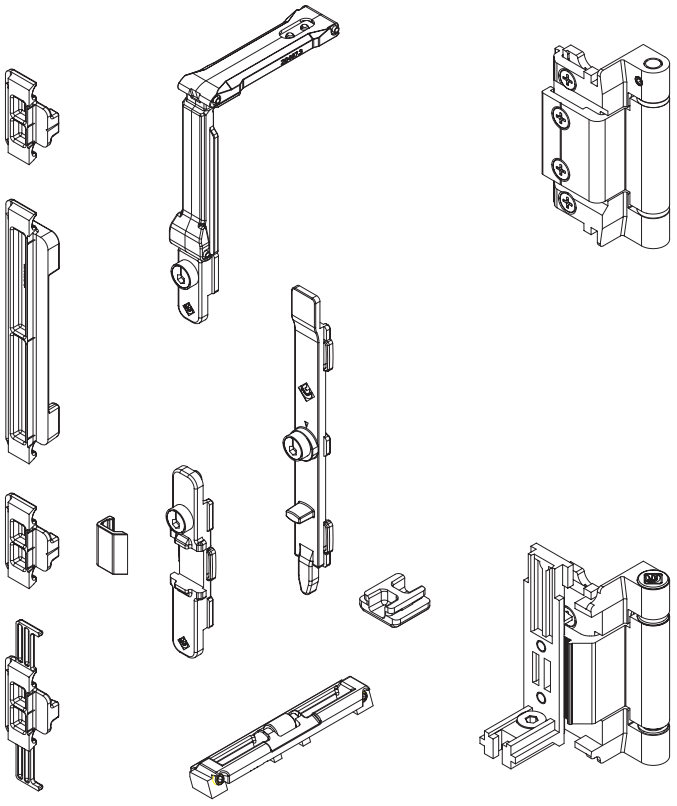

DESCRIZIONE *DESCRIPTION*	NODO SECTION
"2.0 DUEPUNTOZERO" Kit base con anti falsa manovra sulla cremonese *"2.0 DUEPUNTOZERO" Basic kit with anti-false manoeuvre on the cremone-bolt*	A10

Art. 3533.1

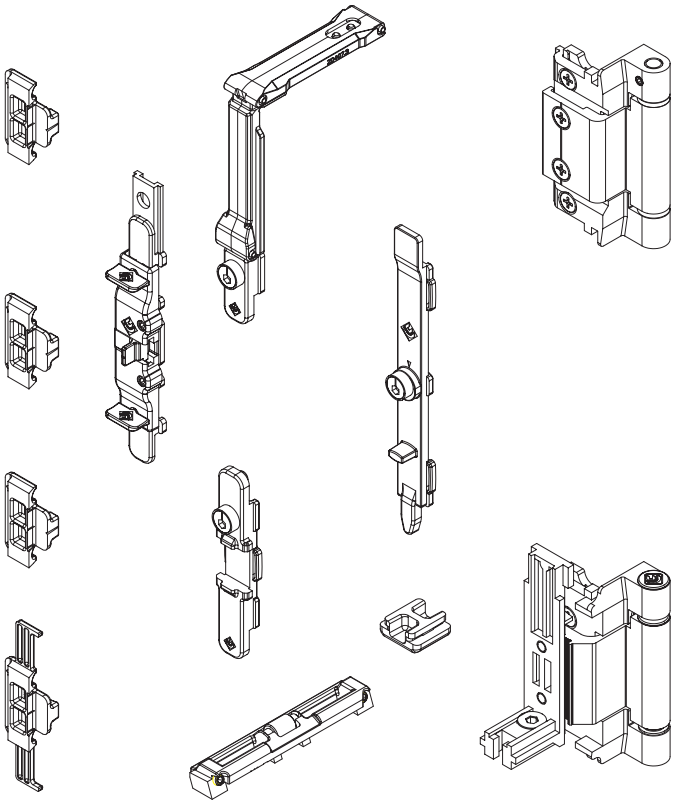

DESCRIZIONE *DESCRIPTION*	NODO SECTION
"2.0 DUEPUNTOZERO" Kit base con anti falsa manovra superiore *"2.0 DUEPUNTOZERO" Basic kit with upper anti-false manoeuvre*	A10

2.0 ALL.CO 5 SORMONTO

BRACCIO PER ANTA RIBALTA

2D | 2,5 | 3 | Ø8

Braccio anta ribalta 2.0 | 2.0 tilt and turn arm
Bras oscillo-battant 2.0 | Compás oscilobatiente 2.0



Leve, viti e grani in acciaio inox, corpo in zama, antivento in nylon.

Levers, screw and setscrews in stainless steel, zamak body, nylon windproof system.

Leviers, vis et grains en acier inox, corps en zamak, système protégeant du vent en nylon.

Levas, tornillos y prisioneros de acero inox, cuerpo de zamac, sistema contaviento de nylon.

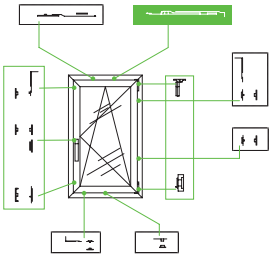

ART.	3523.20 | 3523.21 | 3523.22			
Imballo | Package | Conditionnement | Embalaje	5 Pz			
Finiture disponibili | Available finishes Finitions disponibles | Acabados disponibles	1	2	3	4

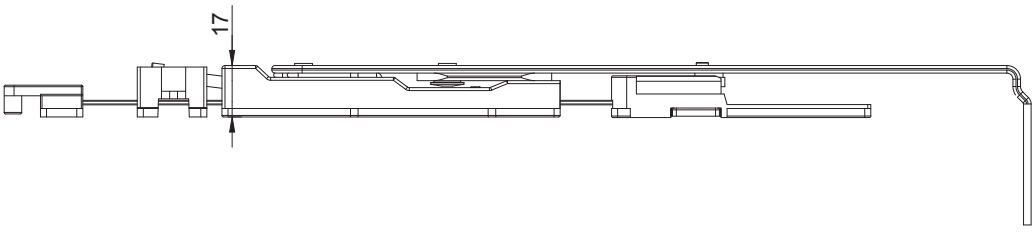

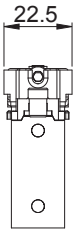



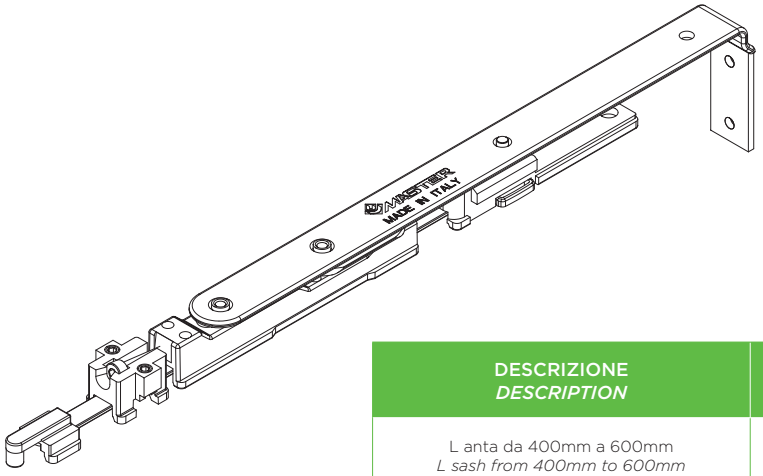

DESCRIZIONE *DESCRIPTION*	ART.	NODO SECTION
L anta da 400mm a 600mm *L sash from 400mm to 600mm*	3523.20	A10
L anta da 465mm a 600mm *L sash from 465mm to 600mm*	3523.21	A10
L anta da 601mm a 1700mm *L sash from 601mm to 1700mm*	3523.22	A10

ARTICOLI COMPLEMENTARI

DESCRIZIONE *DESCRIPTION*	ART	KIT 2.0 3523.1	KIT 2.0 3533.1
CREMONESI | *CREMONE-BOLT*			
"TWIST" Cremonese *"TWIST" Cremone bolt*	6011	X	
"COMFORT" Cremonese con manico asportabile *"COMFORT" Cremone bolt with removable handle*	6011.4	X	
"COMFORT" Cremonese *"COMFORT" Cremone bolt*	6011.10	X	
"COMFORT" Cremonese con chiave *"COMFORT" Cremone bolt with key*	6032.10	X	
"COMFORT 104" Cremonese *"COMFORT 104" Cremone bolt*	6015	X	
"COMFORT 104" Cremonese con chiave *"COMFORT 104" Cremone bolt with key*	6036	X	
"ITALIA" Cremonese *"ITALIA" Cremone bolt*	6018	X	
"ITALIA" Cremonese con chiave *"ITALIA" Cremone bolt with key*	6038	X	
"TWIST" Cremonese *"TWIST" Cremone bolt*	6010.20		X
"COMFORT" Cremonese *"COMFORT" Cremone bolt*	6010.21		X
"COMFORT" Cremonese con chiave *"COMFORT" Cremone bolt with key*	6031.21		X
"COMFORT 104" Cremonese *"COMFORT 104" Cremone bolt*	6015.21		X
"ITALIA" Cremonese *"ITALIA" Cremone bolt*	6018.21		X
2.0 DUEPUNTOZERO Chiusura supplementare laterale (per braccio medio e lungo, per altezza anta superiore a 1400mm) *2.0 DUEPUNTOZERO Side supplementary closing (for medium and long arm, for sash height more than 1400mm*	3523.31	X	X
2.0 DUEPUNTOZERO Punto di chiusura supplementare *2.0 DUEPUNTOZERO Supplementary locking point*	3523.32	X	X
BRACCIO LIMITATORE | *LIMITER ARM*			
"EMPIRE" Braccio limitatore frizionato con chiave di sgancio *"EMPIRE" Limiter friction arm with release key*	1203A.10	X	X
"SIMPLE PLUS" Limitatore di apertura *"SIMPLE PLUS" Limiter arm*	1115.1	X	X
ASTINA | *ROD*			
Astina in poliammide *Polyamide rod*	2010.2	X	X
MARTELLINE E MOVIMENTAZIONE MONODIREZIONALE | *HANDLES AND ONE WAY MOVEMENT*			
"COMFORT" Martellina *"COMFORT" Handle*	3070	X	X
"COMFORT" Martellina con chiave *"COMFORT" Handle with key*	3070.2	X	X
"ITALIA" Martellina *"ITALIA" Handle*	3072	X	X
"ITALIA" Martellina con chiave *"ITALIA" Handle with key*	3077.2	X	X
"ITALIA" Martellina minimall design *"ITALIA" Handle minimall design*	3090.20	X	X
"ITALIA" Martellina minimall design int. 43 mm *"ITALIA" Handle minimall design int. 43 mm*	3090.30	X	X

2.0 DUEPUNTOZERO

A/R PER EKIP 40 SORM. - 80 KG

3D | 2,5 | 3 | Ø8

Anta ribalta per ekip 40 sorm. | Tilt and turn for overlapping ekip 40 | Vantail oscillo-battant pour ekip 40 superp. | Hoja oscilobatiente para ekip 40 solapado



Cerniere lato telaio, piastrine, rinvio d'angolo, terminali e riscontri in zama, cerniere lato anta in alluminio estruso, eccentrici di chiusura in acciaio inox con cilindro in ottone. Portata massima: 80 Kg.

Side frame hinges, plates, corner return, terminals and handles in zamak, side shutter hinge in extruded aluminum, stainless steel closing cams with brass cylinder. Maximum load: 80 Kg.

Paumelles côté dormant, plaques, renvoi d'angle, embout de tringle et gâches en zamak, paumelles côté ouvrant en aluminium extrudé, cames de fermeture en acier inox avec cylindre en laiton. Portée: 80 Kg.

Bisagras del lado del marco, plaquetas, reenvío de ángulo, Bloqueo y cerradero de zamac, bisagras del lado de la hoja de aluminio extruido, excéntricos de cierre de acero inox con cilindro de latón. Soporta hasta: 80 kg

ART.	3524.1			
Imballo | Package | Conditionnement | Embalaje	1 Kit			
Finiture disponibili | Available finishes Finitions disponibles | Acabados disponibles	1	2	3	4

EKIP 40 SORM.
Versione sormonto
Overlapped profile version

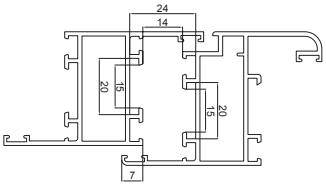

1 anta | 1 sash

Art. 3524.1

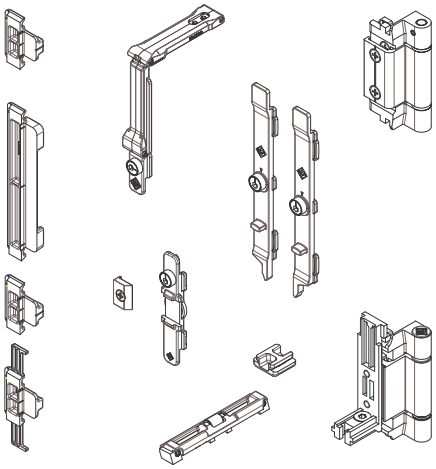

DESCRIZIONE *DESCRIPTION*	NODO SECTION
"2.0 DUEPUNTOZERO" Kit base con anti falsa manovra sulla cremonese *"2.0 DUEPUNTOZERO" Basic kit with anti-false manoeuvre on the cremone-bolt*	A14

2D | 2,5 | 3 | Ø8

2.0 DUEPUNTOZERO

BRACCIO PER EKIP 40 SORM. - 80 KG

Braccio anta ribalta 2.0 | 2.0 tilt and turn arm
Bras oscillo-battant 2.0 | Compás oscilobatiente 2.0



Leve, viti e grani in acciaio inox, corpo in zama, antivento in nylon.

Levers, screw and setscrews in stainless steel, zamak body, nylon windproof system.

Leviers, vis et grains en acier inox, corps en zamak, système protégeant du vent en nylon.

Levas, tornillos y prisioneros de acero inox, cuerpo de zamac, sistema contaviento de nylon.

ART.	3551A.20 | 3551A.21 | 3551A.22			
Imballo | Package | Conditionnement | Embalaje	5 Pz			
Finiture disponibili | Available finishes Finitions disponibles | Acabados disponibles	1	2	3	4

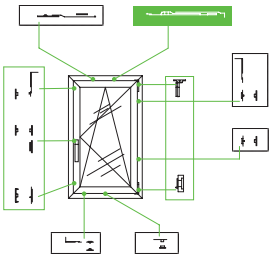

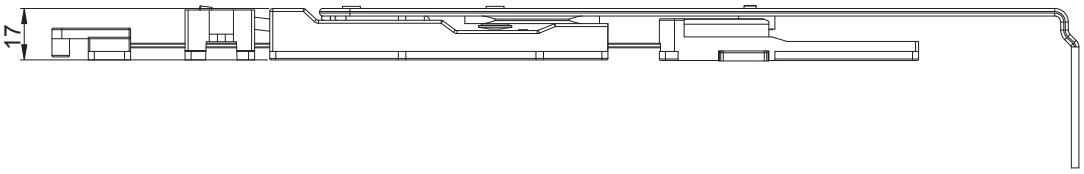

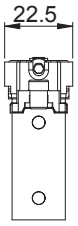



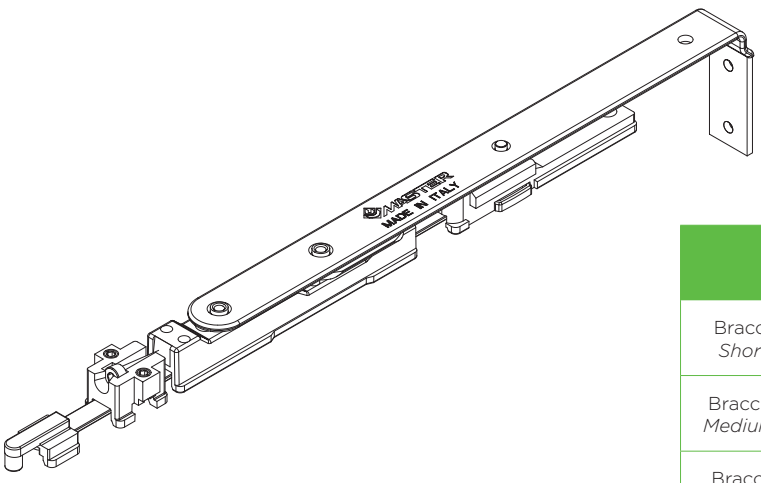

DESCRIZIONE *DESCRIPTION*	ART.	NODO *SECTION*
Braccio corto (per ante da 370 mm a 600 mm) *Short arm (for sash of 370mm up to 600 mm)*	3551A.20	A14
Braccio medio (per ante da 430 mm a 600 mm) *Medium arm (for sash of 430 mm up to 600 mm)*	3551A.21	A14
Braccio lungo (per ante da 601 mm a 1700 mm) *Long arm (for sash of 601 mm up to 1700 mm)*	3551A.22	A14

ARTICOLI COMPLEMENTARI

DESCRIZIONE *DESCRIPTION*	ART	KIT 2.0 3523.1	KIT 2.0 3533.1
CREMONESI | *CREMONE-BOLT*			
"TWIST" Cremonese *"TWIST" Cremone bolt*	6011	X	
"COMFORT" Cremonese *"COMFORT" Cremone bolt*	6011.10	X	
"COMFORT" Cremonese con chiave *"COMFORT" Cremone bolt with key*	6032.10	X	
"COMFORT 104" Cremonese *"COMFORT 104" Cremone bolt*	6015	X	
"COMFORT 104" Cremonese con chiave *"COMFORT 104" Cremone bolt with key*	6036	X	
"ITALIA" Cremonese *"ITALIA" Cremone bolt*	6018	X	
"ITALIA" Cremonese con chiave *"ITALIA" Cremone bolt with key*	6038	X	
"TWIST" Cremonese *"TWIST" Cremone bolt*	6010.20		X
"COMFORT" Cremonese con manico asportabile *"COMFORT" Cremone bolt with removable handle*	6010.24		X
"COMFORT" Cremonese *"COMFORT" Cremone bolt*	6010.21		X
"COMFORT" Cremonese con chiave *"COMFORT" Cremone bolt with key*	6031.21		X
"COMFORT 104" Cremonese *"COMFORT 104" Cremone bolt*	6015.21		X
"ITALIA" Cremonese *"ITALIA" Cremone bolt*	6018.21		X
BRACCI | *ARMS*			
2.0 DUEPUNTOZERO Braccio corto per anta ribalta - L anta da 370mm a 600mm *2.0 DUEPUNTOZERO Short arm for tilt and turn - L sash from 370mm to 600mm*	3551A.20	X	X
2.0 DUEPUNTOZERO Braccio medio per anta ribalta - L anta da 430mm a 600mm *2.0 DUEPUNTOZERO Medium arm for tilt and turn - L sash from 430mm to 600mm*	3551A.21	X	X
2.0 DUEPUNTOZERO Braccio lungo per anta ribalta - L anta da 601mm a 1700mm *2.0 DUEPUNTOZERO Long arm for tilt and turn - L sash from 601mm to 1700mm*	3551A.22	X	X
CHIUSURE SUPPLEMENTARI | *SUPPLEMENTARY CLOSING*			
2.0 DUEPUNTOZERO Chiusura supplementare laterale (per braccio medio e lungo, per altezza anta superiore a 1400mm) *2.0 DUEPUNTOZERO Side supplementary closing (for medium and long arm, for sash height more than 1400mm)*	3524.31	X	X
2.0 DUEPUNTOZERO Punto di chiusura supplementare *2.0 DUEPUNTOZERO Supplementary locking point*	3524.32	X	X
BRACCIO LIMITATORE | *LIMITER ARM*			
"EMPIRE" Braccio limitatore frizionato con chiave di sgancio *"EMPIRE" Limiter friction arm with release key*	1203A.10	X	X
"SIMPLE PLUS" Limitatore di apertura "SIMPLE PLUS" limiter arm	1115.1	X	X
ASTINA | *ROD*			
Astina in poliammide *Polyamide rod*	2010.2	X	X

2.0 DUEPUNTOZERO

A/R PER ALL.CO P4 SORM. - 80 KG

3D | 2,5 | 3 | Ø8



Anta ribalta per all.co p4 sorm. | Tilt and turn for overlapping all.co p4 | Vantail oscillo-battant pour all.co p4 superp. | Hoja oscilobatiente para all.co p4 solapado

Cerniere lato telaio, piastrine, rinvio d'angolo, terminali e riscontri in zama, cerniere lato anta in alluminio estruso, eccentrici di chiusura in acciaio inox con cilindro in ottone. Portata massima: 80 Kg.

Side frame hinges, plates, corner return, terminals and handles in zamak, side shutter hinge in extruded aluminum, stainless steel closing cams with brass cylinder. Maximum load: 80 Kg.

Paumelles côté dormant, plaques, renvoi d'angle, embout de tringle et gâches en zamak, paumelles côté ouvrant en aluminium extrudé, cames de fermeture en acier inox avec cylindre en laiton. Portée: 80 Kg.

Bisagras del lado del marco, plaquetas, reenvío de ángulo, Bloqueo y cerradero de zamac, bisagras del lado de la hoja de aluminio extruido, excéntricos de cierre de acero inox con cilindro de latón. Soporta hasta: 80 kg

ART.	3526.1 3536.1 | 3536.2			
Imballo | Package | Conditionnement | Embalaje	1 Kit			
Finiture disponibili | Available finishes Finitions disponibles | Acabados disponibles	1	2	3	4

ALL.CO P4 SORM.
Versione sormonto
Overlapped profile version

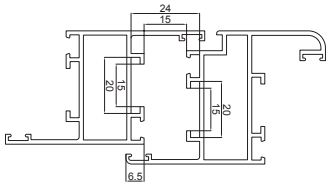

ALL.CO P4 COMPL.
Versione complanare interno
Internal aligned profile version

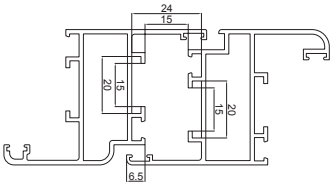

Art. 3526.1

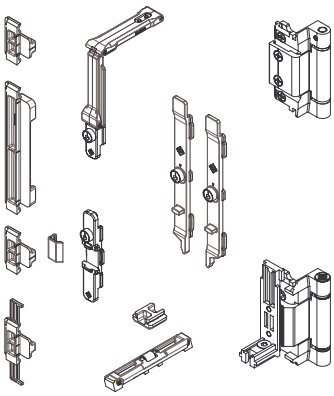

DESCRIZIONE *DESCRIPTION*	NODO SECTION
"2.0 DUEPUNTOZERO" Kit base con anti falsa manovra sulla cremonese *"2.0 DUEPUNTOZERO" Basic kit with anti-false manoeuvre on the cremone-bolt*	A16

Art. 3536.1

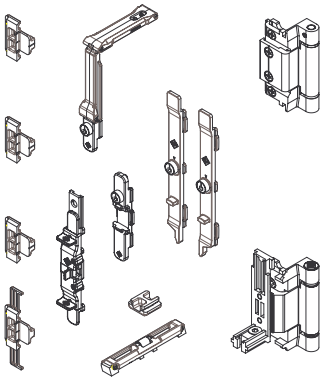

DESCRIZIONE *DESCRIPTION*	NODO SECTION
"2.0 DUEPUNTOZERO" Kit base con anti falsa manovra superiore *"2.0 DUEPUNTOZERO" Basic kit with upper anti-false manoeuvre*	A16

Art. 3536.2

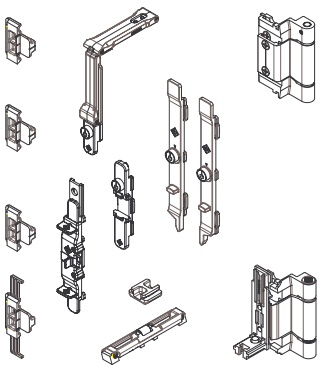

DESCRIZIONE *DESCRIPTION*	NODO SECTION
"2.0 DUEPUNTOZERO" Kit base con anti falsa manovra superiore *"2.0 DUEPUNTOZERO" Basic kit with upper anti-false manoeuvre*	A17

2.0 ALL.CO P4

BRACCIO ANTA RIBALTA 2.0 | 2.0 TILT AND TURN ARM

2D | 2,5 | 3 | Ø8

Braccio anta ribalta 2.0 | 2.0 tilt and turn arm
Bras oscillo-battant 2.0 | Compás oscilobatiente 2.0



Leve, viti e grani in acciaio inox, corpo in zama, antivento in nylon.

Levers, screw and setscrews in stainless steel, zamak body, nylon windproof system.

Leviers, vis et grains en acier inox, corps en zamak, système protégeant du vent en nylon.

Levas, tornillos y prisioneros de acero inox, cuerpo de zamac, sistema contaviento de nylon.

ART.	3526.20 | 3526.21 | 3526.22			
Imballo | Package | Conditionnement | Embalaje	5 Pz			
Finiture disponibili | Available finishes Finitions disponibles | Acabados disponibles	1	2	3	4

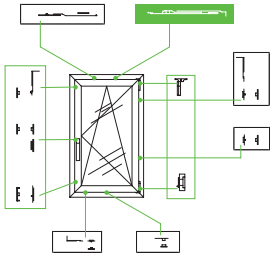

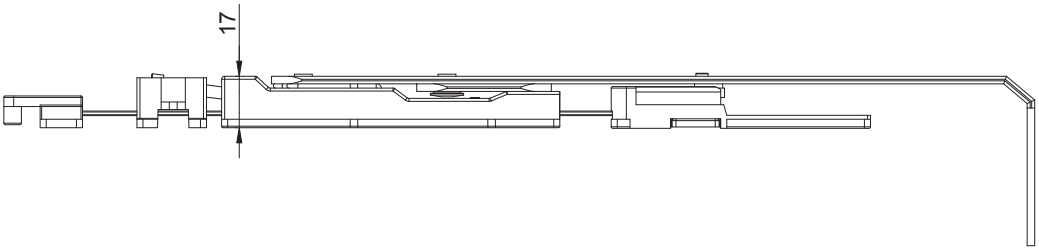

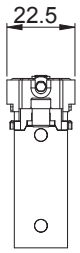

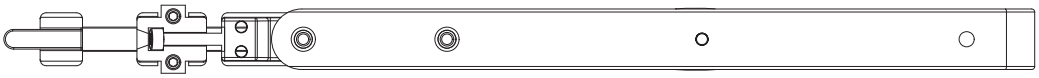

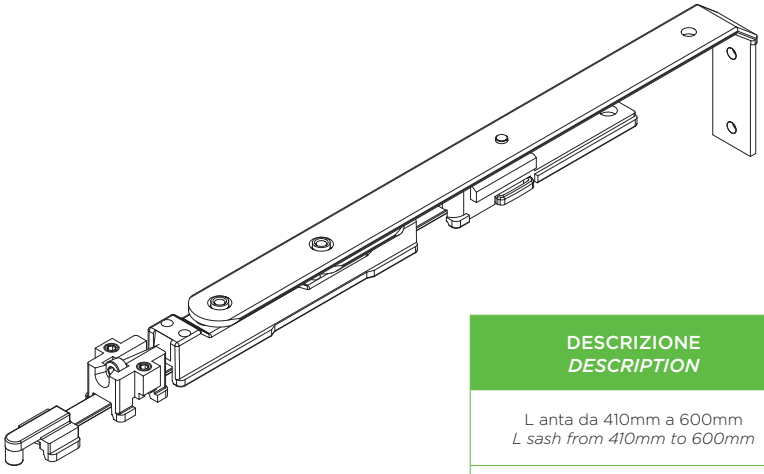

DESCRIZIONE *DESCRIPTION*	ART.
L anta da 410mm a 600mm *L sash from 410mm to 600mm*	3526.20
L anta da 480mm a 600mm *L sash from 480mm to 600mm*	3526.21
L anta da 580mm a 1300mm *L sash from 580mm to 1300mm*	3526.22

ARTICOLI COMPLEMENTARI

DESCRIZIONE *DESCRIPTION*	ART	KIT 2.0 3526.1.2	KIT 2.0 3536.1.2
CREMONESI | *CREMONE-BOLT*			
"TWIST" Cremonese *"TWIST" Cremone bolt*	6011	X	
"COMFORT" Cremonese con manico asportabile *"COMFORT" Cremone bolt with removable handle*	6011.4	X	
"COMFORT" Cremonese *"COMFORT" Cremone bolt*	6011.10	X	
"COMFORT" Cremonese con chiave *"COMFORT" Cremone bolt with key*	6032.10	X	
"COMFORT 104" Cremonese *"COMFORT 104" Cremone bolt*	6015	X	
"COMFORT 104" Cremonese con chiave *"COMFORT 104" Cremone bolt with key*	6036	X	
"ITALIA" Cremonese *"ITALIA" Cremone bolt*	6018	X	
"ITALIA" Cremonese con chiave *"ITALIA" Cremone bolt with key*	6038	X	
"TWIST" Cremonese *"TWIST" Cremone bolt*	6010.20		X
"COMFORT" Cremonese *"COMFORT" Cremone bolt*	6010.21		X
"COMFORT" Cremonese con chiave *"COMFORT" Cremone bolt with key*	6031.21		X
"COMFORT 104" Cremonese *"COMFORT 104" Cremone bolt*	6015.21		X
"ITALIA" Cremonese *"ITALIA" Cremone bolt*	6018.21		X
CHIUSURE SUPPLEMENTARI | *SUPPLEMENTARY CLOSING*			
2.0 DUEPUNTOZERO Chiusura supplementare laterale (per braccio medio e lungo, per altezza anta superiore a 1400mm) *2.0 DUEPUNTOZERO Side supplementary closing (for medium and long arm, for sash height more than 1400mm)*	3526.31	X	X
2.0 DUEPUNTOZERO Punto di chiusura supplementare *2.0 DUEPUNTOZERO Supplementary locking point*	3526.32	X	X
BRACCIO LIMITATORE | *LIMITER ARM*			
"EMPIRE" Braccio limitatore frizionato con chiave di sgancio *"EMPIRE" Limiter friction arm with release key*	1203A.10	X	X
"SIMPLE PLUS" Limitatore di apertura *"SIMPLE PLUS" limiter arm*	1115.1	X	X
ASTINA | *ROD*			
Astina in poliammide *Polyamide rod*	2010.2	X	X

AUTOMAZIONI PER FINESTRE
WINDOWS AUTOMATION
AUTOMATIONS POUR FENETRES
AUTOMATIZACIÓN PARA VENTANAS

APRO

ATTUATORE A CATENA 350N 24V CORSA 150-200-300MM

Attuatore a Catena | Chain actuator
Actionneur à chaîne | Actuador de cadena



Attuatore a Catena per aperture motorizzate di uno o più infissi a vasistas e sporgere con comando a pulsante o tramite APP

Chain actuator for motorized opening of one or more bottom hinge or top hinge windows with push-button control or via APP

Actionneur à chaîne pour l'ouverture motorisée d'une ou plusieurs fenêtres vasistas et à soufflet avec commande à bouton-poussoir ou via APP

Actuador de cadena para apertura motorizada de uno o varios cerramientos basculantes y proyectantescon mando por pulsador o vía APP

ART.	1123.1				1123.16 | .17 | .18			
Imballo | Package | Conditionnement | Embalaje	1 Kit				5 pz			
Finiture disponibili | Available finishes Finitions disponibles | Acabados disponibles	1	2	3	4	1	2	3	4

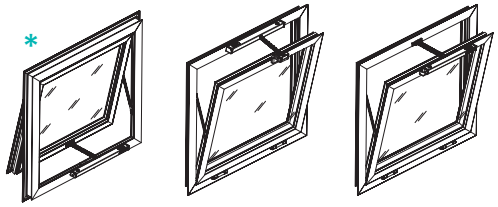

Disponibile nelle finiture R9010,NEOPA,ARGEN
Available in R9010,NEOPA,ARGEN

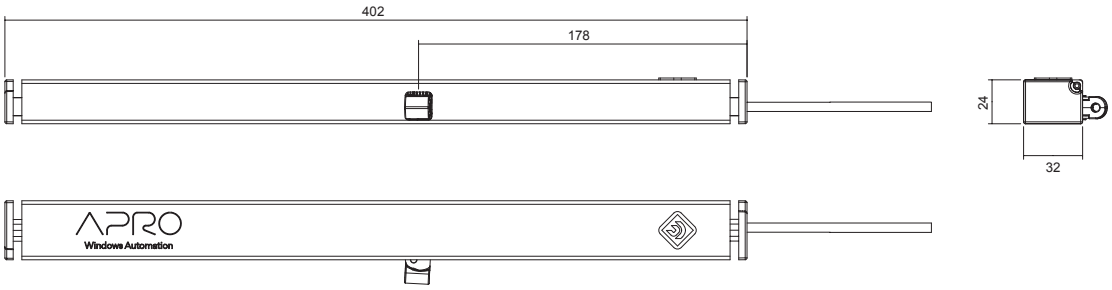

DATI TECNICI | *TECHNICAL DATA*	
CE350N24V300	
Codice *Code*	1123.1
Lunghezza L *Lenght L*	402mm
Corsa (selezionabile) *Stroke*	150, 200, 300mm
Forza di trazione *Pull force*	350N
Forza di spinta *Push force* * per questa applicazione è possibile aumentare la forza di spinta utilizzando l'art. xxxx per i dettagli contattare il supporto tecnico * *for this application it is possible to increase the push force using art. xxxx, contact our technical support for details*	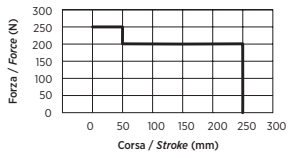
Tensione alimentazione *Rated voltage*	24V DC
Assorbimento a carico nominale *Rated current*	0.5A

Assorbimento in allarme *Alarm current*	1A
Potenza assorbita a carico nominale *Rated power*	12W
Velocità *Speed*	6mm/s
Velocità in allarme *Speed in alarm*	12mm/s
Cicli per ora *Duty cicle*	10
Fine corsa apertura *Stroke-end at operning*	Elettronico / *Electronic*
Fine corsa chiusura *Stroke-end at closing*	Ad assorbimento di corrente *At absorption of current*
Peso *Weight*	500g
Grado di protezione *Protection index*	IP32
Isolamento elettrico *Electrical insulation*	Classe III - *Class III*
Temperatura di funzionamento *Operating temperature*	-5°C+65°C

APRO

ATTUATORE A CATENA 350N 24V CORSA 300-350-400MM

Attuatore a Catena | Chain actuator
Actionneur à chaîne | Actuador de cadena



Attuatore a Catena per aperture motorizzate di uno o più infissi a vasistas e sporgere con comando a pulsante o tramite APP

Chain actuator for motorized opening of one or more bottom hinge or top hinge windows with push-button control or via APP

Actionneur à chaîne pour l'ouverture motorisée d'une ou plusieurs fenêtres vasistas et à soufflet avec commande à bouton-poussoir ou via APP

Actuador de cadena para apertura motorizada de uno o varios cerramientos basculantes y proyectantescon mando por pulsador o vía APP

ART.	1123.2				1123.16 | .17 | .18			
Imballo | Package | Conditionnement | Embalaje	1 Kit				5 pz			
Finiture disponibili | Available finishes Finitions disponibles | Acabados disponibles	1	2	3	4	1	2	3	4

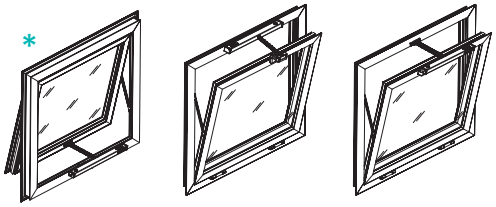

Disponibile nelle finiture R9010, NEOPA, ARGEN
Available in R9010, NEOPA, ARGEN

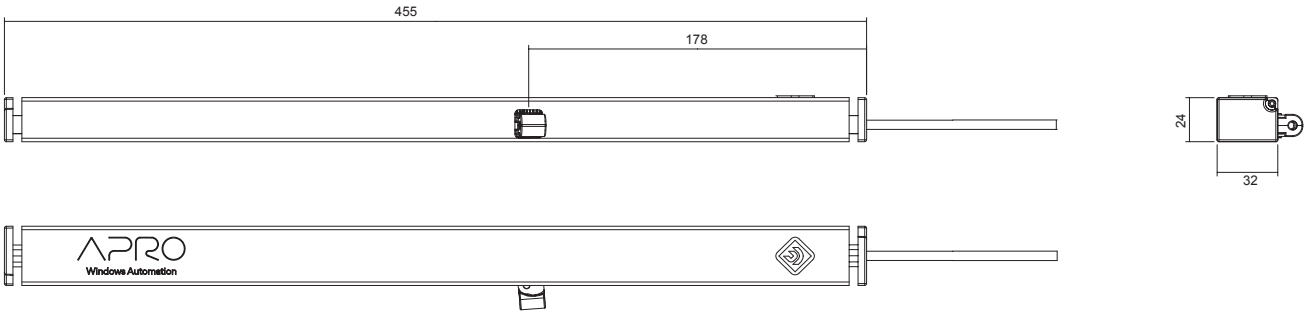

DATI TECNICI | *TECHNICAL DATA*	
CE350N24V400	
Codice *Code*	1123.2
Lunghezza L *Lenght L*	450mm
Corsa (selezionabile) *Stroke*	300, 350, 400 mm
Forza di trazione *Pull force*	350N
Forza di spinta *Push force*	* per questa applicazione è possibile aumentare la forza di spinta utilizzando l'art. xxxx per i dettagli contattare il supporto tecnico * *for this application it is possible to increase the push force using art. xxxx, contact our technical support for details*
Tensione alimentazione *Rated voltage*	24V DC
Assorbimento a carico nominale *Rated current*	0.5A

Assorbimento in allarme *Alarm current*	1A
Potenza assorbita a carico nominale *Rated power*	12W
Velocità *Speed*	6mm/s
Velocità in allarme *Speed in alarm*	12mm/s
Cicli per ora *Duty cicle*	10
Fine corsa apertura *Stroke-end at operning*	Elettronico / *Electronic*
Fine corsa chiusura *Stroke-end at closing*	Ad assorbimento di corrente *At absorption of current*
Peso *Weight*	700g
Grado di protezione *Protection index*	IP32
Isolamento elettrico *Electrical insulation*	Classe III - *Class III*
Temperatura di funzionamento *Operating temperature*	-5°C+65°C

APRO

ATTUATORE A CATENA 350N 24V CORSA 500-600MM

Attuatore a Catena | Chain actuator
Actionneur à chaîne | Actuador de cadena



Attuatore a Catena per aperture motorizzate di uno o più infissi a vasistas e sporgere con comando a pulsante o tramite APP

Chain actuator for motorized opening of one or more bottom hinge or top hinge windows with push-button control or via APP

Actionneur à chaîne pour l'ouverture motorisée d'une ou plusieurs fenêtres vasistas et à soufflet avec commande à bouton-poussoir ou via APP

Actuador de cadena para apertura motorizada de uno o varios cerramientos basculantes y proyectantescon mando por pulsador o vía APP

ART.	1123.3				1123.16 | .17 | .18			
Imballo | Package | Conditionnement | Embalaje	1 Kit				5 pz			
Finiture disponibili | Available finishes Finitions disponibles | Acabados disponibles	1	2	3	4	1	2	3	4

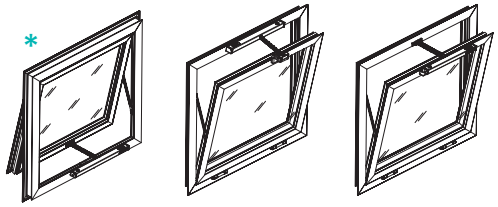

Disponibile nelle finiture R9010,NEOPA,ARGEN
Available in R9010,NEOPA,ARGEN

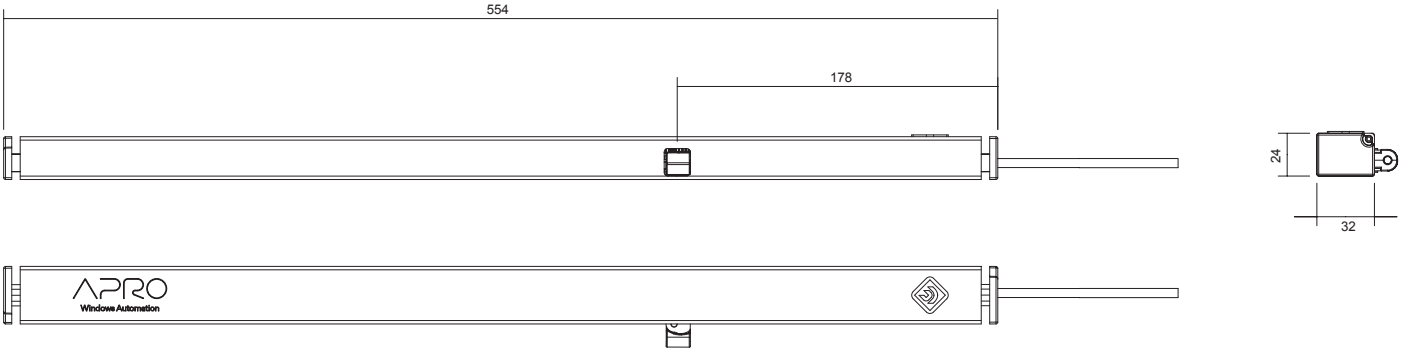

DATI TECNICI | *TECHNICAL DATA*	
CE350N24V600	
Codice *Code*	1123.3
Lunghezza L *Lenght L*	560mm
Corsa (selezionabile) *Stroke*	500, 600 mm
Forza di trazione *Pull force*	350N
Forza di spinta *Push force*	* per questa applicazione è possibile aumentare la forza di spinta utilizzando l'art. 1123.50 per i dettagli contattare il supporto tecnico * *for this application it is possible to increase the push force using art. 1123.50, contact our technical support for details*
Tensione alimentazione *Rated voltage*	24V DC
Assorbimento a carico nominale *Rated current*	0.5A

Assorbimento in allarme *Alarm current*	1A
Potenza assorbita a carico nominale *Rated power*	12W
Velocità *Speed*	6mm/s
Velocità in allarme *Speed in alarm*	12mm/s
Cicli per ora *Duty cicle*	10
Fine corsa apertura *Stroke-end at operning*	Elettronico / *Electronic*
Fine corsa chiusura *Stroke-end at closing*	Ad assorbimento di corrente *At absorption of current*
Peso *Weight*	900g
Grado di protezione *Protection index*	IP32
Isolamento elettrico *Electrical insulation*	Classe III - *Class III*
Temperatura di funzionamento *Operating temperature*	-5°C+65°C

Art. 1123.18

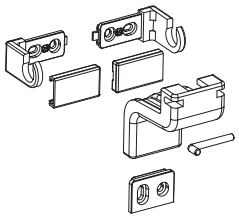

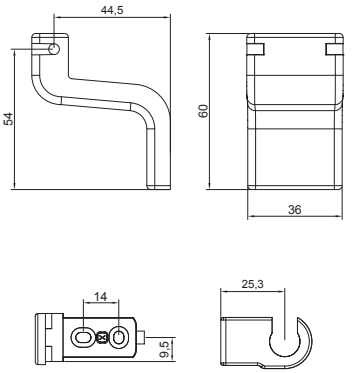

Art. 1123.16

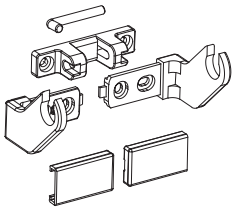

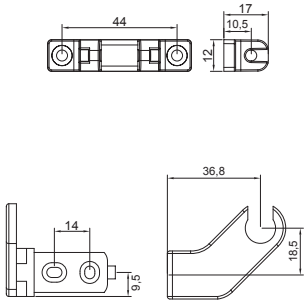

Art. 1123.17

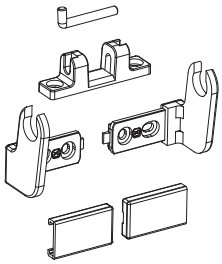

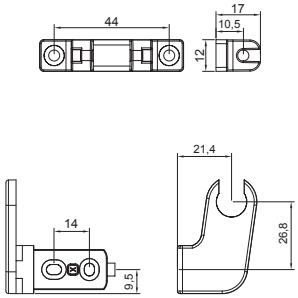

VASISTAS
BOTTOM HUNG



Art. 1123.18

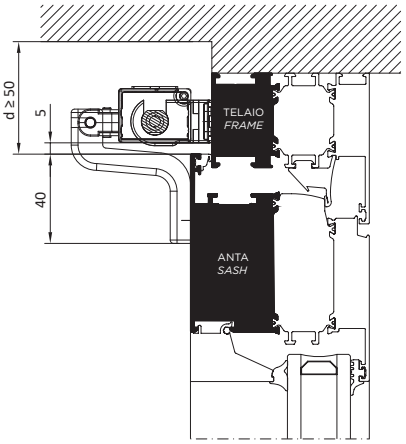

VASISTAS
BOTTOM HUNG



Art. 1123.16

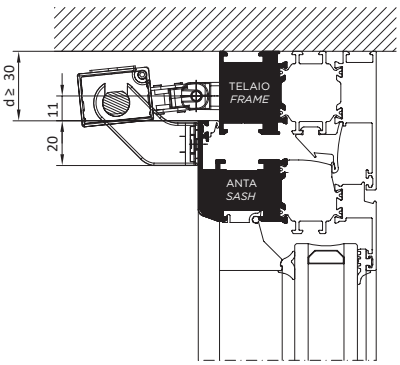

SPORGERE
TOP HUNG



Art. 1123.16

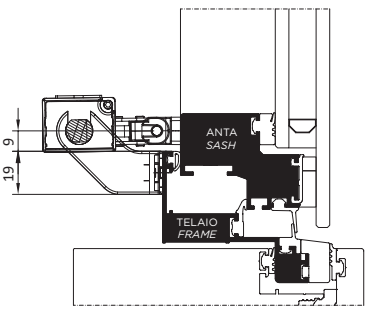

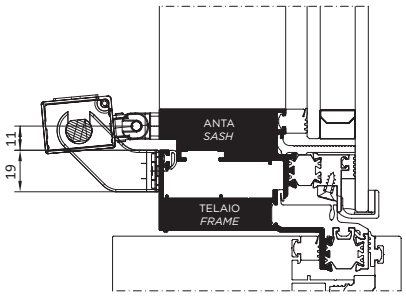

Art. 1123.17

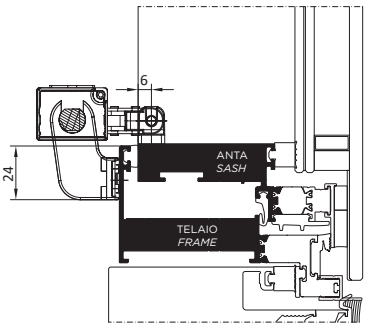

APRO

ATTUATORE A CATENA DA INCASSO 250N 24V CORSA 100-160-210MM

Attuatore a Catena a scomparsa | Concealed chain actuator | Actionneur à chaîne à encastrement | Actuador de cadena embutido



Attuatore a Catena a scomparsa per aperture motorizzate di uno o più infissi a vasistas con comando a pulsante o tramite APP

Concealed chain actuator for motorized opening of one or more bottom hinge or top hinge windows with push-button control or via APP

Actionneur à chaîne à encastrement pour l'ouverture motorisée d'une ou plusieurs fenêtres vasistas et à soufflet avec commande à bouton-poussoir ou via APP

Actuador de cadena embutido para apertura motorizada de uno o varios cerramientos basculantes y proyectantescon mando por pulsador o vía APP

ART.	1124.1 | 1124.2 1124.3				1121.55			
Imballo | Package | Conditionnement | Embalaje	1 Kit				1 Kit			
Finiture disponibili | Available finishes Finitions disponibles | Acabados disponibles	1	2	3	4	1	2	3	4

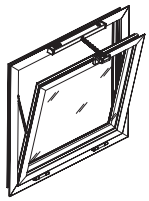

Disponibile nella finitura NEOPA
Available in NEOPA

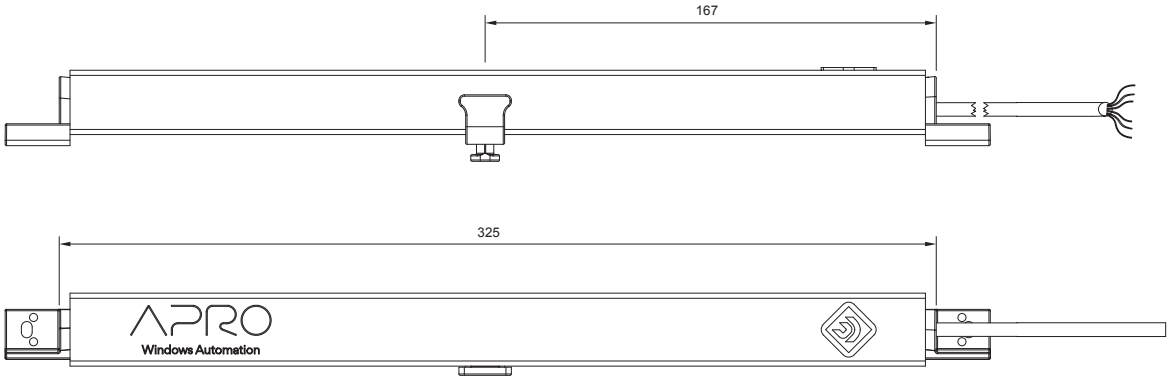

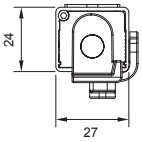

DATI TECNICI | *TECHNICAL DATA*	
CI200N24V210	
Codice *Code*	1124.1 - 1124.2 - 1124.3
Corsa (selezionabile) *Stroke*	100,160,210mm
Forza di trazione *Pull force*	250N
Tensione alimentazione *Rated voltage*	24V DC
Assorbimento a carico nominale *Rated current*	0.5A
Assorbimento in allarme *Alarm current*	1A
Potenza assorbita a carico nominale *Rated power*	12W

Velocità *Speed*	6mm/s
Velocità in allarme *Speed in alarm*	12mm/s
Cicli per ora *Duty cicle*	10
Fine corsa apertura *Stroke-end at openning*	Elettronico / *Electronic*
Fine corsa chiusura *Stroke-end at closing*	Ad assorbimento di corrente *At absorption of current*
Peso *Weight*	500g
Grado di protezione *Protection index*	IP32
Isolamento elettrico *Electrical insulation*	Classe III - *Class III*
Temperatura di funzionamento *Operating temperature*	-5°C+65°C

1124.1

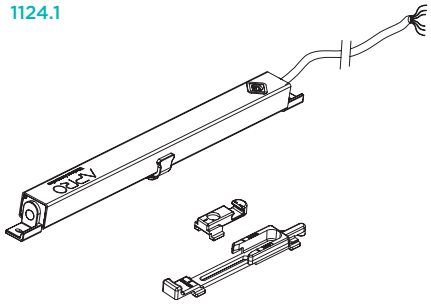

1124.2

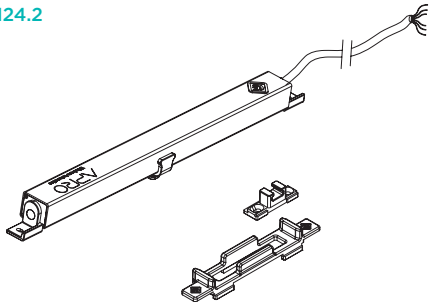

1124.3 (1124.1 + 1121.55)

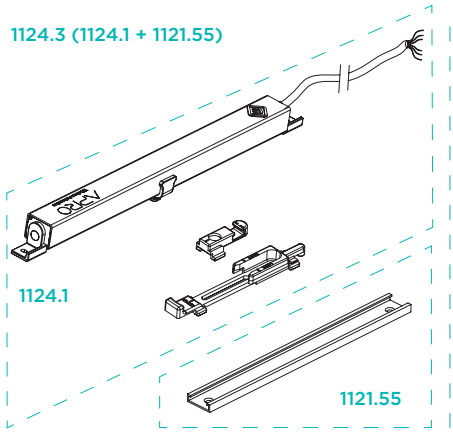

NODI | *SECTIONS*	
1124.1	A01 | A03 | A05
1124.2	A08
1124.3	WOOD

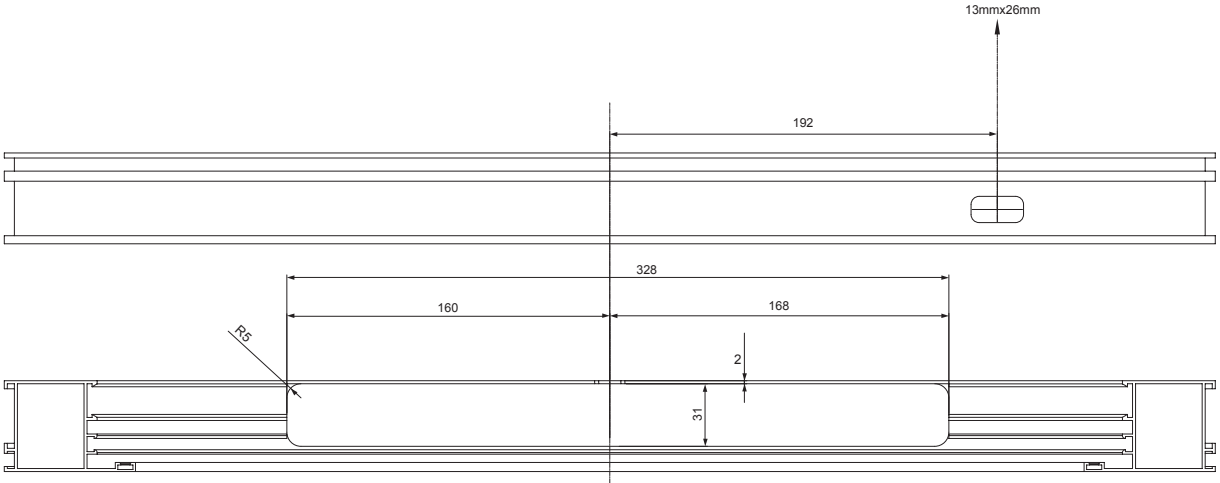

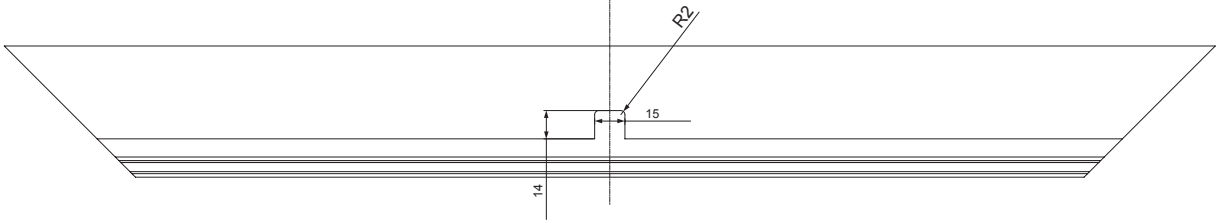

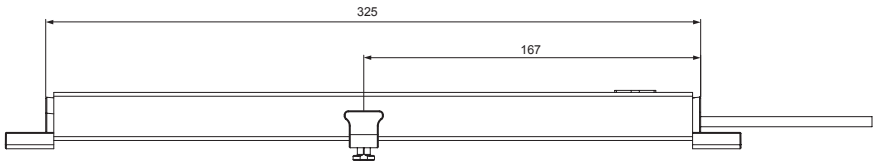

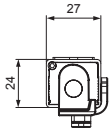

APRO

ELETTRO-SERRATURA DA INCASSO 600N 24V CORSA 0-17-34MM

Serratura elettromeccanica a incasso | Electromechanical lock recessed
Serrure électromécanique encastrée | Cerradura electromecánica de empotrar



Serratura elettromeccanica a incasso nella cava telaio con ingombri ridotti per adattarsi a soluzioni di profili minimali controllo a pulsante o remoto e possibilità di integrazione con gateway e APP.

Electromechanical lock recessed in the frame slot with reduced dimensions to adapt to minimal profile solutions push-button or remote control and possibility of integration with gateway and app

Serrure électromécanique encastrée dans la fente du cadre avec des dimensions réduites pour s'adapter aux solutions de profil minimal bouton-poussoir ou télécommande et possibilité d'intégration avec gateway et app

Cerradura electromecánica de empotrar en el marco de reducidas dimensiones para adaptarse a soluciones de perfil mínimalista pulsador o mando a distancia y posibilidad de integración con gateway y app

ART.	1125.1 | 1125.2			
Imballo | Package | Conditionnement | Embalaje	1 Kit			
Finiture disponibili | Available finishes Finitions disponibles | Acabados disponibles	1	2	3	4

Disponibile nelle finiture R9010, NEOPA, ARGEN
Available in R9010, NEOPA, ARGEN

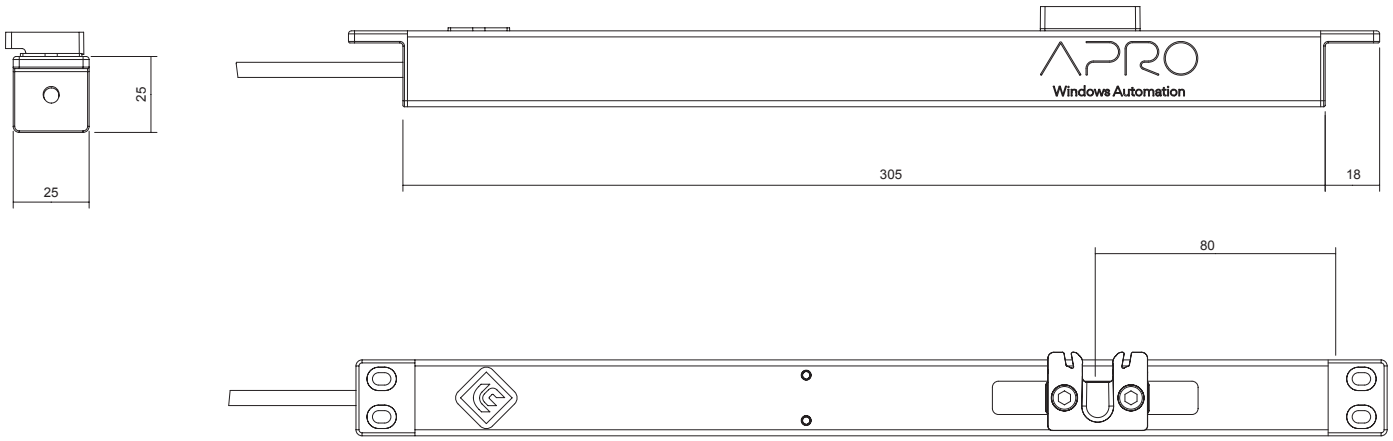

DATI TECNICI | *TECHNICAL DATA*	
LI600N24V34CE - LI600N24V34R	
Codice *Code*	1125.1 - 1125.2
Corsa (selezionabile) *Stroke*	0-17-34mm
Forza di trazione *Pull forcew*	600N
Tensione alimentazione *Rated voltage*	24V DC
Assorbimento a carico nominale *Rated current*	0.5A
Assorbimento in allarme *Alarm current*	1A
Potenza assorbita a carico nominale *Rated power*	24W

Velocità *Speed*	5mm/s
Cicli per ora *Duty cicle*	10
Fine corsa apertura *Stroke-end at operning*	Elettronico / *Electronic*
Fine corsa chiusura *Stroke-end at closing*	Ad assorbimento di corrente *At absorption of current*
Peso *Weight*	500g
Grado di protezione *Protection index*	IP32
Isolamento elettrico *Electrical insulation*	Classe III - *Class III*
Temperatura di funzionamento *Operating temperature*	-5°C+65°C

NODI | *SECTIONS*	
1125.1	A01 | A03 | A05
1125.2	A08

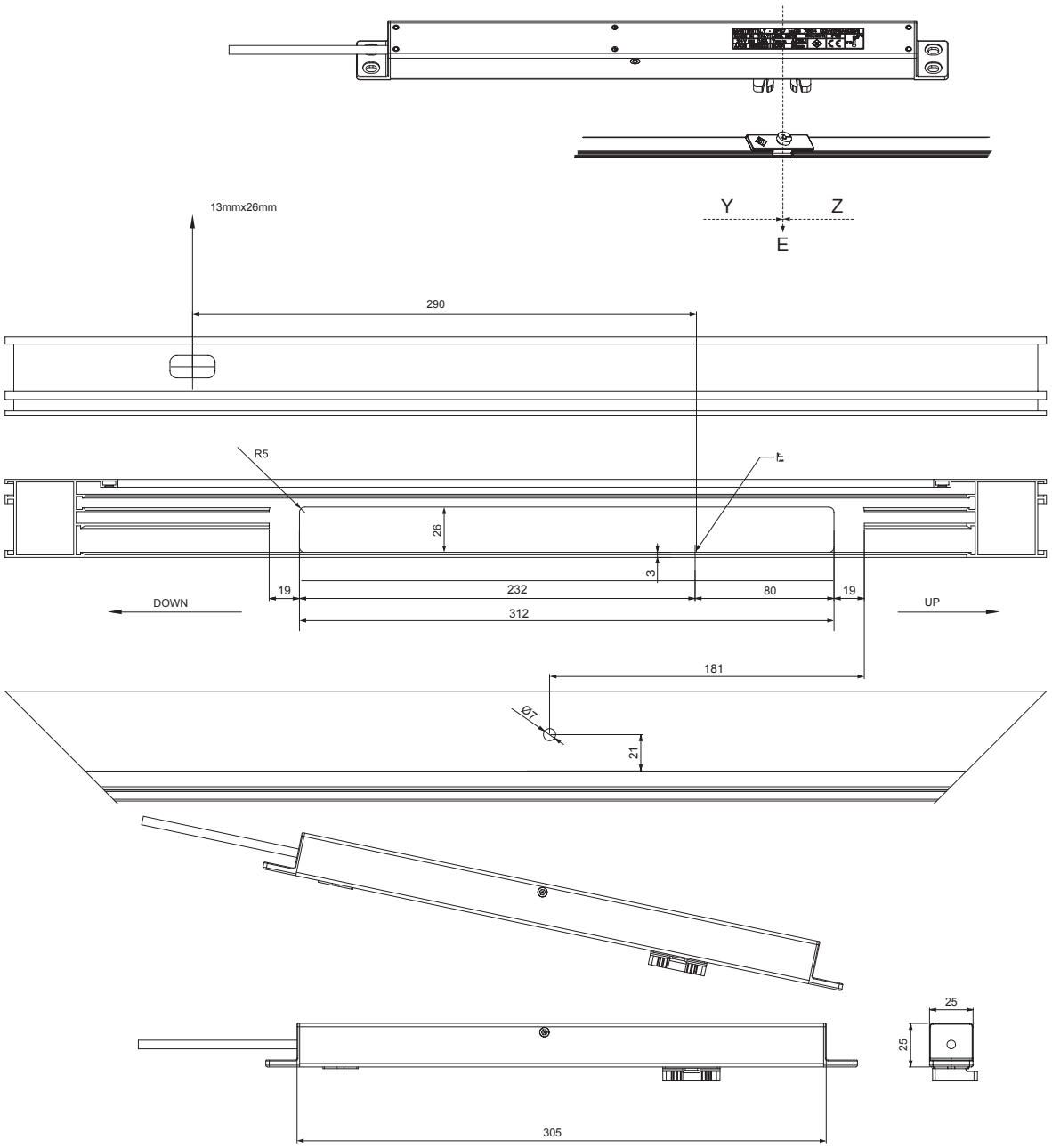

APRO

ELETTRO-SERRATURA DA INCASSO 600N 24V CORSA 0-34MM

Serratura elettromeccanica a incasso | Electromechanical lock recessed
Serrure électromécanique encastrée | Cerradura electromecánica de empotrar



Serratura elettromeccanica a incasso nella cava telaio con ingombri ridotti per adattarsi a soluzioni di profili minimali controllo a pulsante o remoto e possibilità di integrazione con gateway e APP.

Electromechanical lock recessed in the frame slot with reduced dimensions to adapt to minimal profile solutions push-button or remote control and possibility of integration with gateway and app

Serrure électromécanique encastrée dans la fente du cadre avec des dimensions réduites pour s'adapter aux solutions de profil minimal bouton-poussoir ou télécommande et possibilité d'intégration avec gateway et app

Cerradura electromecánica de empotrar en el marco de reducidas dimensiones para adaptarse a soluciones de perfil mínimalista pulsador o mando a distancia y posibilidad de integración con gateway y app

ART.	1125.11			
Imballo | Package | Conditionnement | Embalaje	1 Kit			
Finiture disponibili | Available finishes Finitions disponibles | Acabados disponibles	1	2	3	4

Disponibile nelle finiture R9010, NEOPA, ARGEN
Available in R9010, NEOPA, ARGEN



DATI TECNICI | *TECHNICAL DATA*	
LE600N24V34	
Codice *Code*	1125.11
Corsa (selezionabile) *Stroke*	0-34mm
Forza di trazione *Pull forcew*	600N
Tensione alimentazione *Rated voltage*	24V DC
Assorbimento a carico nominale *Rated current*	0.5A
Assorbimento in allarme *Alarm current*	1A
Potenza assorbita a carico nominale *Rated power*	24W

Velocità *Speed*	5mm/s
Cicli per ora *Duty cicle*	10
Fine corsa apertura *Stroke-end at operning*	Elettronico / *Electronic*
Fine corsa chiusura *Stroke-end at closing*	Ad assorbimento di corrente *At absorption of current*
Peso *Weight*	500g
Grado di protezione *Protection index*	IP32
Isolamento elettrico *Electrical insulation*	Classe III - *Class III*
Temperatura di funzionamento *Operating temperature*	-5°C+65°C

APRO

ELETTRO-SERRATURA 600N 24V CORSA 0-34MM



Serratura elettromeccanica | Electromechanical lock
Serrure électromécanique | Cerradura electromecánica

Serratura elettromeccanica con ingombri ridotti per adattarsi a soluzioni di profili minimali controllo a pulsante o remoto e possibilità di integrazione con gateway e APP.

Electromechanical lock with reduced dimensions to adapt to minimal profile solutions push-button or remote control and possibility of integration with gateway and app

Serrure électromécanique avec des dimensions réduites pour s'adapter aux solutions de profil minimal bouton-poussoir ou télécommande et possibilité d'intégration avec gateway et app

Cerradura electromecánica de reducidas dimensiones para adaptarse a soluciones de perfil mínimalista pulsador o mando a distancia y posibilidad de integración con gateway y app

ART.	1125.12			
Imballo | Package | Conditionnement | Embalaje	1 Kit			
Finiture disponibili | Available finishes Finitions disponibles | Acabados disponibles	1	2	3	4

Disponibile nelle finiture R9010, NEOPA, ARGEN
Available in R9010, NEOPA, ARGEN

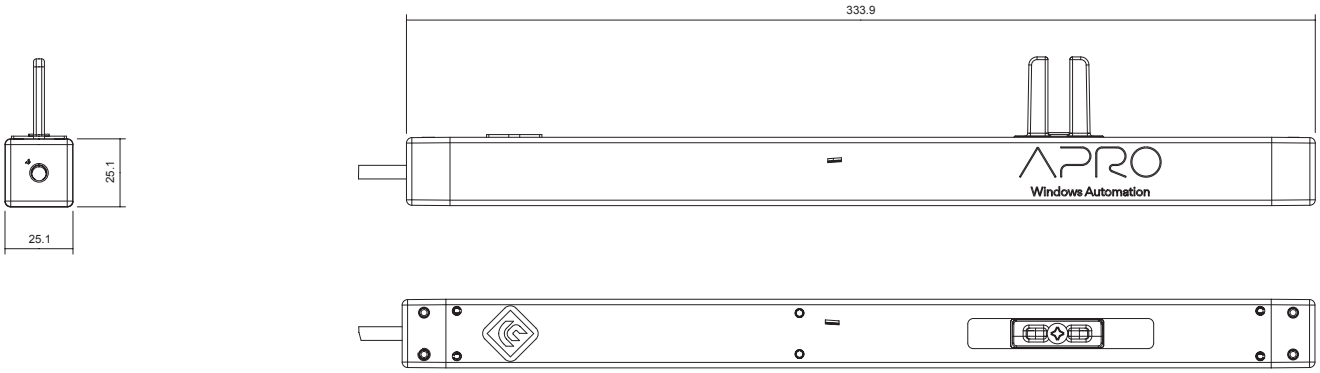

DATI TECNICI | *TECHNICAL DATA*	
LS600N24V34	
Codice *Code*	1125.12
Corsa (selezionabile) *Stroke*	0-34mm
Forza di trazione *Pull forcew*	600N
Tensione alimentazione *Rated voltage*	24V DC
Assorbimento a carico nominale *Rated current*	0.5A
Assorbimento in allarme *Alarm current*	1A
Potenza assorbita a carico nominale *Rated power*	24W

Velocità *Speed*	5mm/s
Cicli per ora *Duty cicle*	10
Fine corsa apertura *Stroke-end at operning*	Elettronico / *Electronic*
Fine corsa chiusura *Stroke-end at closing*	Ad assorbimento di corrente *At absorption of current*
Peso *Weight*	500g
Grado di protezione *Protection index*	IP32
Isolamento elettrico *Electrical insulation*	Classe III - *Class III*
Temperatura di funzionamento *Operating temperature*	-5°C+65°C

APRO

ELETTRO-SERRATURA 600N 24V CORSA 0-34MM

Serratura elettromeccanica a incasso | Electromechanical lock recessed
Serrure électromécanique encastrée | Cerradura electromecánica de empotrar



Serratura elettromeccanica con ingombri ridotti per adattarsi a soluzioni di profili minimali controllo a pulsante o remoto e possibilità di integrazione con gateway e APP.

Electromechanical lock with reduced dimensions to adapt to minimal profile solutions push-button or remote control and possibility of integration with gateway and app

Serrure électromécanique avec des dimensions réduites pour s'adapter aux solutions de profil minimal bouton-poussoir ou télécommande et possibilité d'intégration avec gateway et app

Cerradura electromecánica de reducidas dimensiones para adaptarse a soluciones de perfil mínimalista pulsador o mando a distancia y posibilidad de integración con gateway y app

ART.	1125.13			
Imballo | Package | Conditionnement | Embalaje	1 Kit			
Finiture disponibili | Available finishes Finitions disponibles | Acabados disponibles	1	2	3	4

Disponibile nelle finiture R9010, NEOPA, ARGEN
Available in R9010, NEOPA, ARGEN

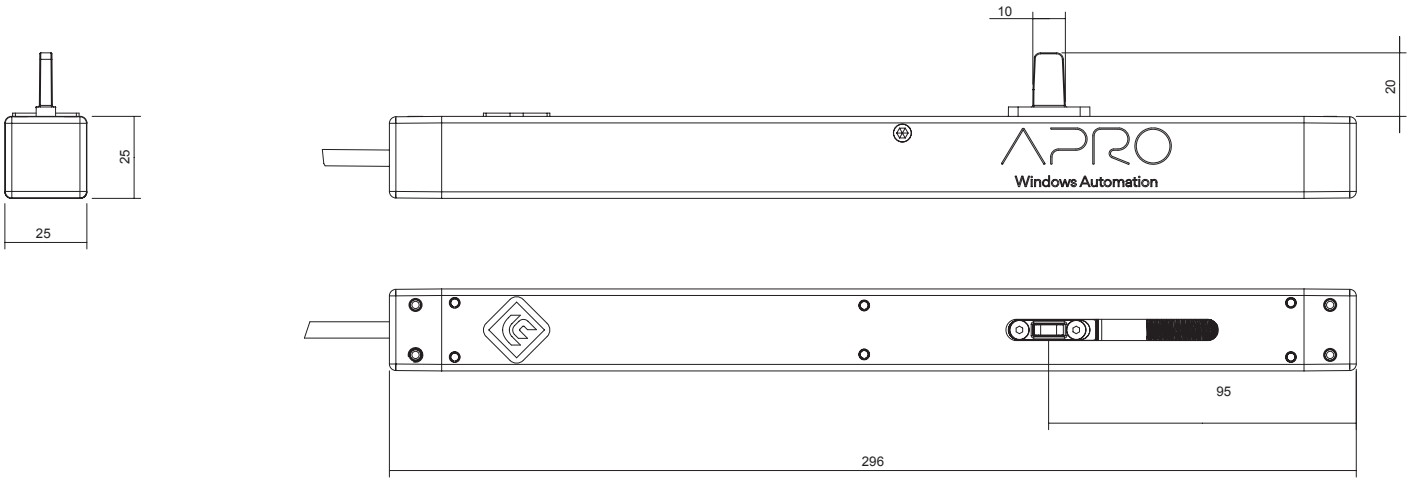

DATI TECNICI | *TECHNICAL DATA*	
LP600N24V40	
Codice *Code*	1125.13
Corsa (selezionabile) *Stroke*	0-40mm
Forza di trazione *Pull forcew*	600N
Tensione alimentazione *Rated voltage*	24V DC
Assorbimento a carico nominale *Rated current*	0.5A
Assorbimento in allarme *Alarm current*	1A
Potenza assorbita a carico nominale *Rated power*	24W

Velocità *Speed*	5mm/s
Cicli per ora *Duty cicle*	10
Fine corsa apertura *Stroke-end at operning*	Elettronico / *Electronic*
Fine corsa chiusura *Stroke-end at closing*	Ad assorbimento di corrente *At absorption of current*
Peso *Weight*	500g
Grado di protezione *Protection index*	IP32
Isolamento elettrico *Electrical insulation*	Classe III - *Class III*
Temperatura di funzionamento *Operating temperature*	-5°C+65°C

APRO

GATEWAY PER IL CONTROLLO DA REMOTO - RESIDENZIALE

Gateway per controllo da remoto (uso residenziale) | Gateway for remote control (residential use) | Gateway pour télécommande (usage résidentiel) Gateway para control remoto (uso residencial)



Gateway per controllo da remoto - uso residenziale - dim. 60x50x19mm - gestisce fino a 12 dispositivi 4 lock 8 chain APRO, e altri 2 dispositivi di terze parti

Gateway for remote control - residential use - dim. 60x50x19mm - manages 12 devices 4 lock and 8 chain APRO, plus 2 other third-party devices powered by 24V or 230V

Gateway pour télécommande - usage résidentiel - dim. 60x50x19mm - gère jusqu'à 12 appareils APRO 4 lock 8 chain et 2 autres appareils tiers

Gateway para control remoto - uso residencial - dim. 60x50x19 mm: gestiona hasta 12 dispositivos APRO 4 lock 8 chain y otros 2 dispositivos de terceros

ART.	1126			
Imballo | Package | Conditionnement | Embalaje	1 Kit			
Finiture disponibili | Available finishes Finitions disponibles | Acabados disponibles	1	2	3	4

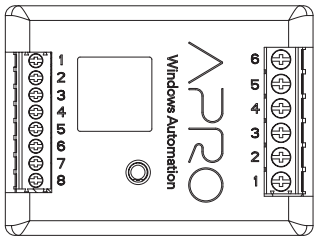

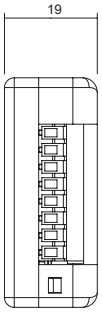

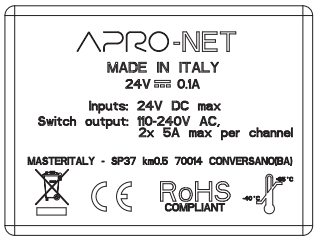



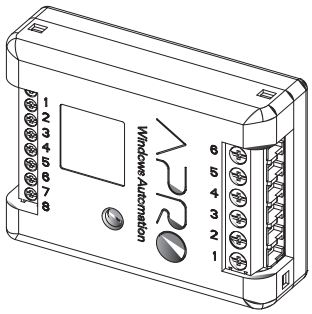

DATI TECNICI | *TECHNICAL DATA*	
APRO NET	
Codice *Code*	1126
Dimensioni *Dimentions*	63 x 47 x19 mm
Peso *Weight*	45 g.
Uscite Relè *Relay outputs*	5A max, dry contact

Interfaccia radio *Radio interface*	WiFi 2,4 GHz b,g,n
Comunicazione *Communication*	LINbus
Ingressi digitali *Digital inputs*	5, 0-24V DC
Led di stato *Status LED*	*1 red*
Temperatura di funzionamento *Operating temperature*	*-40°+85°*

APRO

GATEWAY PER IL CONTROLLO DA REMOTO - RESIDENZIALE

Gateway per controllo da remoto (uso residenziale) Barra DIN | Gateway for remote control (residential use) DIN rail | Gateway pour télécommande (usage résidentiel) rail DIN | Gateway para control remoto (uso residencial) carril DIN

Gateway per controllo da remoto - uso residenziale - barra DIN - gestisce fino a 12 dispositivi 4 lock 8 chain APRO, e altri 2 dispositivi di terze parti alimentati a 24V o 230V

Gateway pour télécommande - usage résidentiel - rail DIN - gère 12 appareils 4 serrures et 8 chaînes APRO, plus 2 autres appareils tiers alimentés en 24V ou 230V

Gateway pour télécommande - usage résidentiel - barra dim. 60x50x19mm - gère jusqu'à 12 appareils APRO 4 lock 8 chain et 2 autres appareils tiers

Gateway para control remoto - uso residencial - carril DIN - gestiona 12 dispositivos 4 de bloqueo y 8 de cadena APRO, más otros 2 dispositivos de terceros alimentados a 24V o 230V



ART.	1126.5			
Imballo | Package | Conditionnement | Embalaje	1 Kit			
Finiture disponibili | Available finishes Finitions disponibles | Acabados disponibles	1	2	3	4

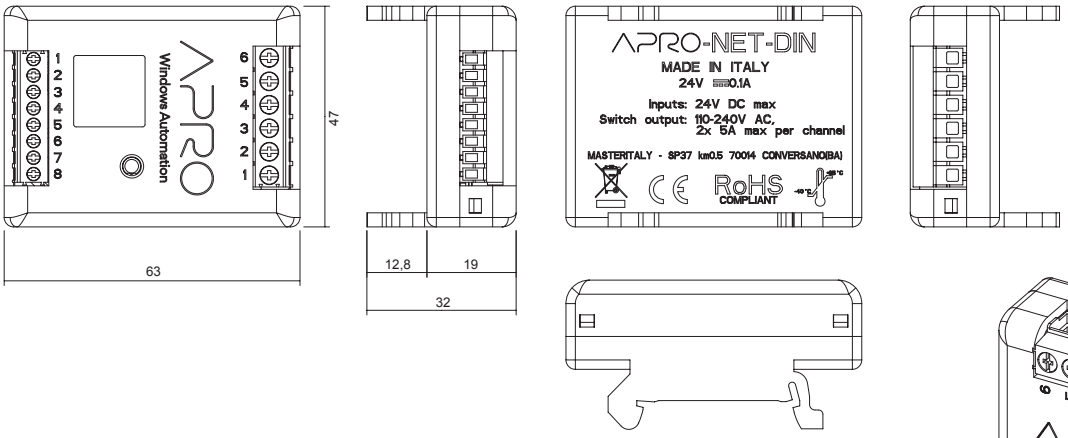

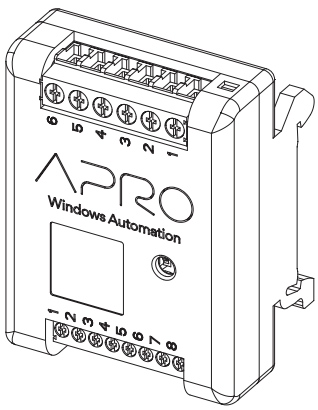

DATI TECNICI | *TECHNICAL DATA*	
APRO NET - DIN	
Codice *Code*	1126.5
Dimensioni *Dimentions*	63 x 47 x 32
Peso *Weight*	50 g.
Uscite Relè *Relay outputs*	5A max, dry contact

Interfaccia radio *Radio interface*	WiFi 2,4 GHz b,g,n
Comunicazione *Communication*	LINbus
Ingressi digitali *Digital inputs*	5,0 - 24V DC
Led di stato *Status LED*	1 red
Temperatura di funzionamento *Operating temperature*	-40°+85°

APRO

GATEWAY PER IL CONTROLLO DA REMOTO - PROFESSIONALE

Gateway professionale per controllo da remoto | Professional Gateway for remote contro | Gateway professionnelle pour télécommande | Gateway profesional para control remoto

Gateway professionale con protocollo di controllo ModBus - per integrazione con sistemi BMS di terze parti - barra DIN

Professional gateway with ModBus control protocol - for integration with third-party BMS systems - DIN rail

Gateway professionnelle avec protocole de contrôle ModBus - pour intégration avec des systèmes BMS tiers - rail DIN

Gateway profesional con protocolo de control ModBus - para integración con sistemas BMS de terceros - Carril DIN



ART.	1126.10			
Imballo | Package | Conditionnement | Embalaje	1 Kit			
Finiture disponibili | Available finishes Finitions disponibles | Acabados disponibles	1	2	3	4

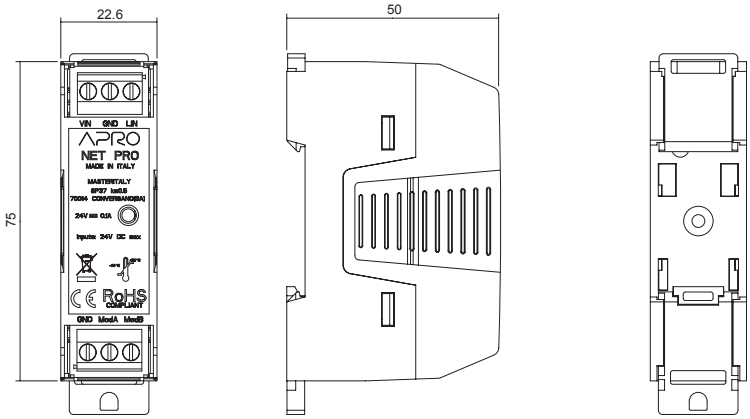

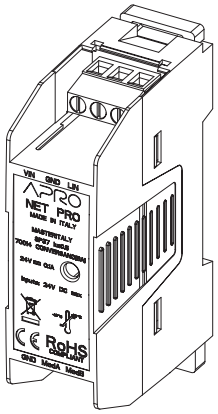

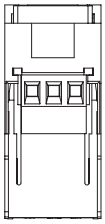

DATI TECNICI | *TECHNICAL DATA*	
APRO NET PRO-DIN	
Codice *Code*	1126.10
Dimensioni *Dimentions*	22,6 x 85 x 50,2 mm
Peso *Weight*	40 g.

Comunicazione *Communication*	LINbus
Ingressi digitali *Digital inputs*	5, 0-24V DC
Led di stato *Status LED*	1 red
Temperatura di funzionamento *Operating temperature*	-40°+85°

CLOUD
ATTUATORE A CATENA

2D

Attuatore a catena | Chain actuator | Actionneur a chaine | Actuador



Attuatore a catena sovrapposto per aperture motorizzate di uno o più infissi a vasistas e sporgere con comando a pulsante o radiocomando

Chain actuator for motorized opening of 1 or more transom or projection windows, with button control or remote control.

Actionneur à chaine pour ouverture motorisée de 1 ou plus châssis à soufflet ou à projection, contrôlé à bouton or radiocommande.

Actuador de cadena para apertura motorizada de una o más ventanas abatibles o proyectantes, se acciona con botón o con mando a distancia.

ART.	1120.1 | 1120.8 | 1120.4 | 1120.5 | 1120.6			
Imballo | Package | Conditionnement | Embalaje	1 Kit			
Finiture disponibili | Available finishes Finitions disponibles | Acabados disponibles	1	2	3	4

Disponibile nelle finiture
R9005, R9016 e R7047
Available in R9005,
R9016 and R7047 finishes

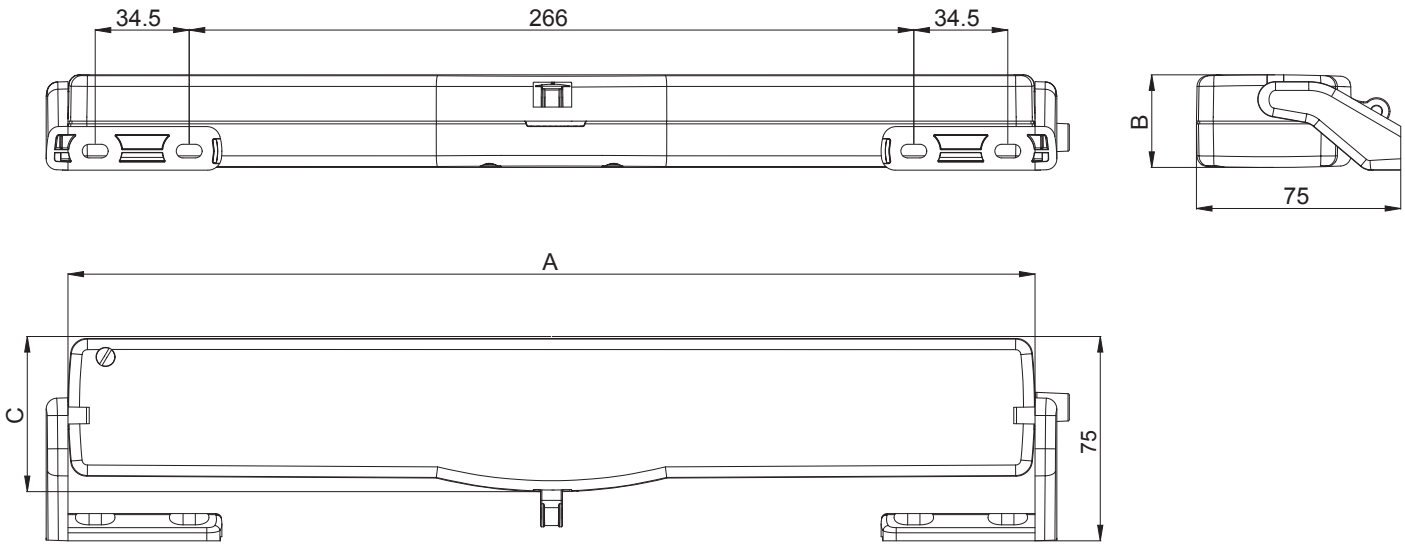

	CLOUD Syncro 230V	CLOUD Syncro 24V	CLOUD Radio 230V	CLOUD 230V	CLOUD 24V
Descrizione *Description*	Attuatore a catena, con sincronizzazione incorporata per collegare fino a 8 attuatori contemporaneamente. *Chain actuator, has the ability to control up to 8 devices simultaneously, with push button.*		Attuatore a catena con comando remoto*. *Chain actuator with remote control**.	Attuatore a catena con comando pulsante. *Chain actuator with push button control.*	
Codice | *Code*	1120.4	1120.5	1120.8	1120.1	1120.6
Dimensione A | *Dimension A*	387 mm			355 mm	
Dimensione B | *Dimension B*	37 mm			34 mm	
Dimensione C | *Dimension C*	58 mm			57 mm	
Forza di spinta e trazione | *Pressure and traction force*	300 N			250 N	
Corse (selezionabili in qualsiasi momento) *Track runs (can be selected at any time)*	100, 200, 300, 400 mm			240, 360 mm	
Tensione d'alimentazione | *Voltage*	230V AC 50 Hz	24V DC	230V AC 50 Hz	230VAC 60 Hz	24V DC
Assorbimento di corrente a carico nominale *Current consumption at nominal charge*	0,115 A	0,950 A	0,115 A	0,180 A	0,800 A
Potenza assorbita a carico nominale *Charge absorbed at nominal load*	- 25W			- 30W	- 18W
Velocità di traslazione a vuoto | *No load speed*	8,5 mm/s	8,5 mm/s	9,5 mm/s	13,5 mm/s	12,8 mm/s
Durata della corsa a vuoto| *No load duration*	48 s			18 s - 27 s	19 s - 28 s
Doppio isolamento elettrico *Double electrical insulation*	SI | *YES*				
Tipo di servizio | *Type of service*	S2 of 3 min				
Regolazione in chiusura | *Adjustment in the closing*	Autoposizionamento | *Autopositioning*				
Finecorsa in apertura | *Limit switch stop at opening*	Elettronico | *Electronic*			Ad assorbimento di potenza *At absorption of power*	
Finecorsa in chiusura | *Limit switch stop at closure*	Ad assorbimento del carico | *At absorption of charge*				
Peso | *Weight*	1,180 Kg	1,150 Kg	0,970 Kg	0,845 kg	
Grado di protezione dispositivi elettrici *Protection index*	IP30			IP 30	
Temperatura di funzionamento | *Working temperature*	- 5 + 65 ºC			-5 + 65 °C	

* ART. 1121.50

AGGANCI | *HOOKS*

1 Art. 1120.56

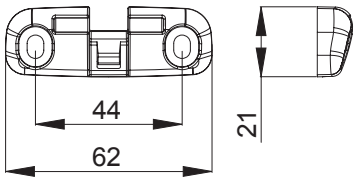

2 Art. 1120.52

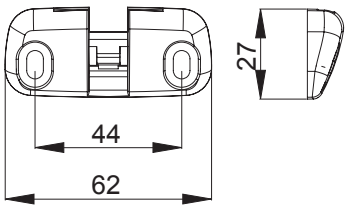

3 Art. 1120.53

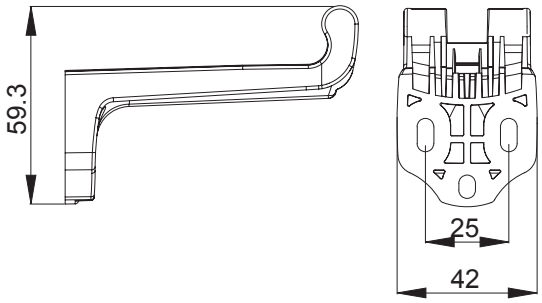

STAFFE | *BRACKETS*

4 Staffa contenuta nella confezione
Default brackets

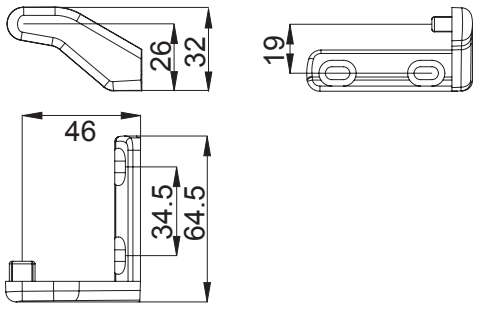

5 Art. 1120.59

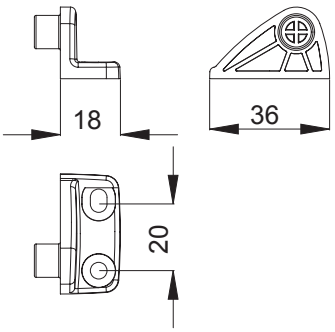

6 Art. 1120.60

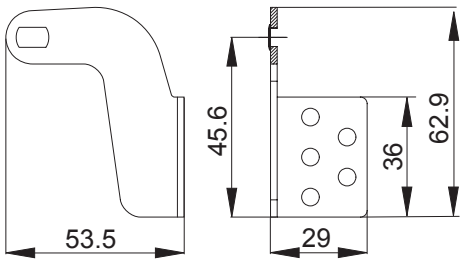

7 Art. 1120.63

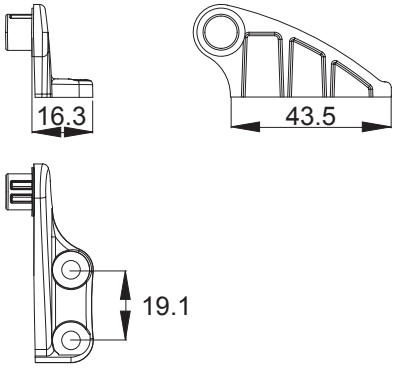

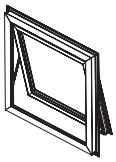

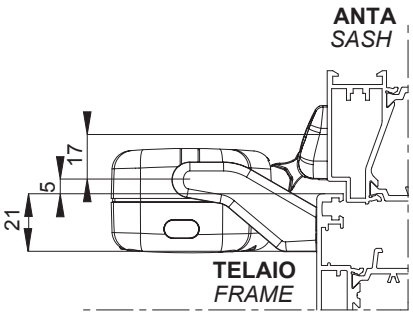

2 + 4

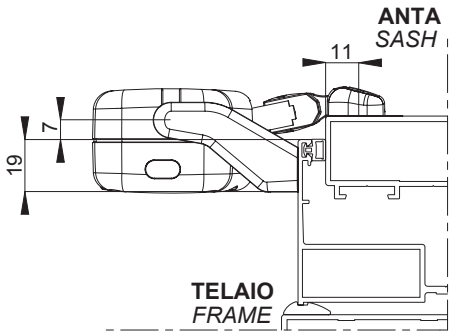

1 + 3

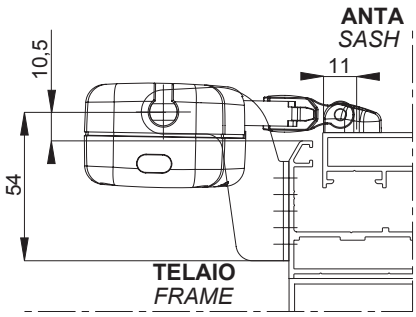

1 + 6

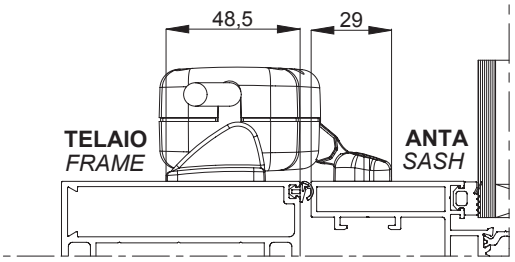

1 + 5

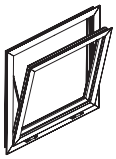

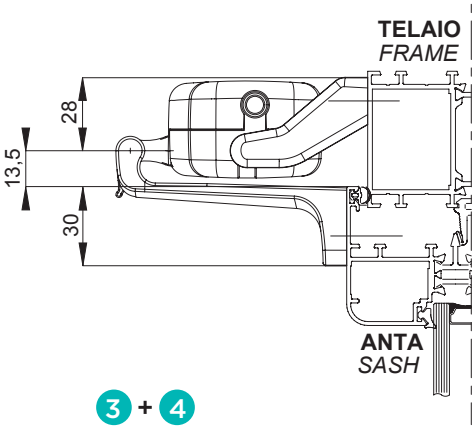

3 + 4

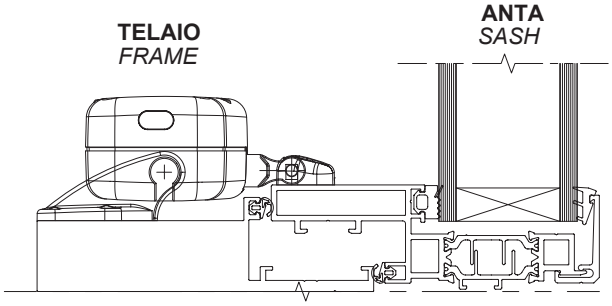

1 + 7

WICLOUD
ATTUATORE A CATENA

BREVETTATO PATENTED | 2D

Attuatore a catena | Chain actuator
Actionneur a chaîne | Actuador



Attuatore a catena per apertura motorizzata a vasistas con comando a pulsante.

Chain actuator for motorized transom opening with button control.

Actionneur a chaine pour ouverture motorisée à vasistas dans contrôle à bouton.

Actuador para la apertura motorizada abatible con mando a botón.

ART.	1121A.2 | 1121A.6			
Imballo | Package | Conditionnement | Embalaje	1 Kit			
Finiture disponibili | Available finishes Finitions disponibles | Acabados disponibles	1	2	3	4

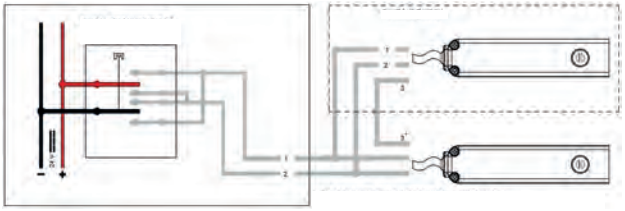

FUNZIONE TANDEM | *TANDEM MODE*

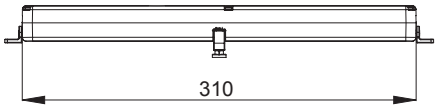

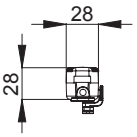

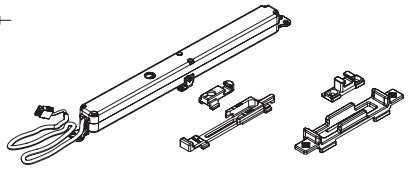

1121A.2 1121A.6

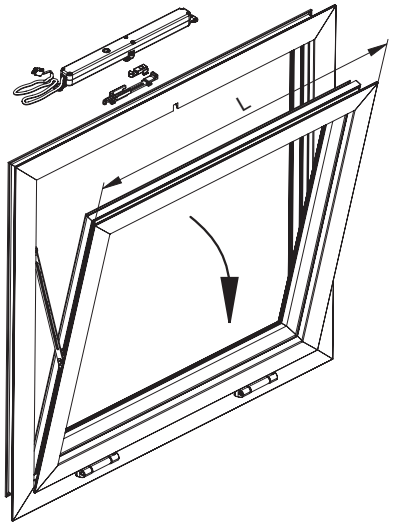

DESCRIZIONE *DESCRIPTION*	ART	X	NODO *SECTION*
WiCloud - Attutatore WiCloud - Chain actuator	1121A.2	70	A01 - A03 - A05
	1121A.6	60	A08

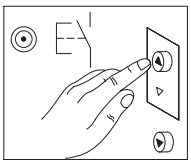

LAVORAZIONI | MACHINING

TELAIO | FRAME

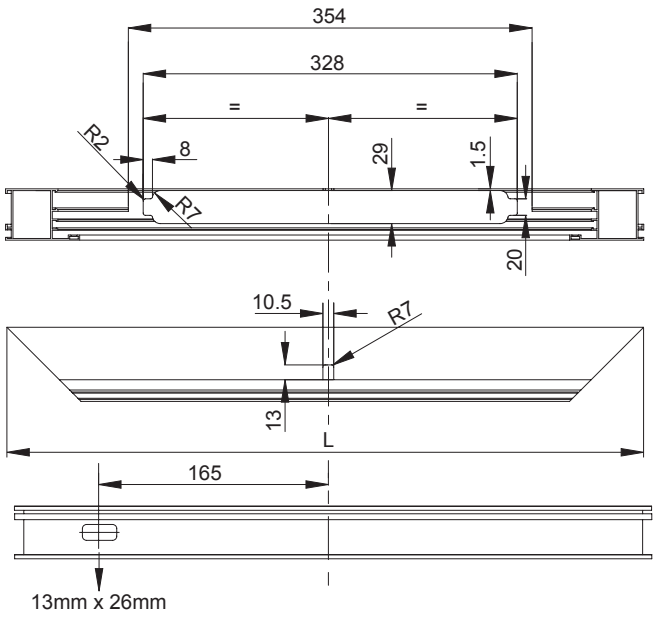

ANTA | SASH

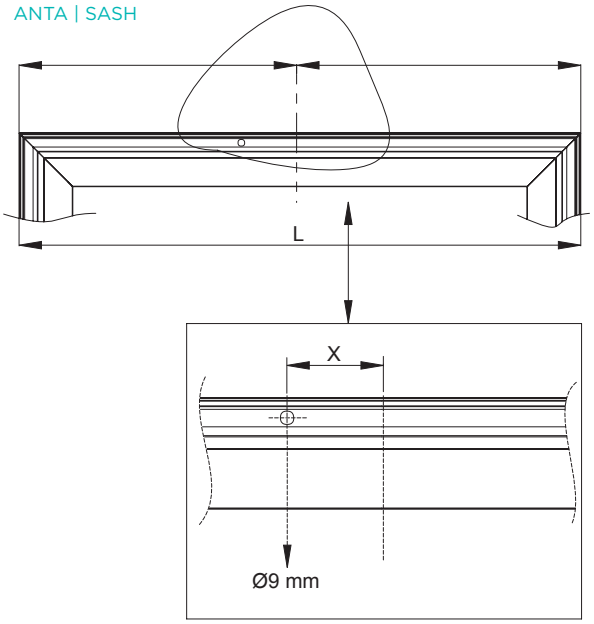

WICLOUD RC
ATTUATORE A CATENA RADIOCOMANDATO

BREVETTATO PATENTED

Attuatore a catena radiocomandato | Chain actuator with remote control | Actionneur a chalne | Actuador



Attuatore a catena per apertura motorizzata a vasistas in versione a controllo remoto.

Chain actuator for motorized transom opening, in the version with remote control.

Actionneur a chaine pour ouverture motorisée à vasistas dans la version contrôle à distance.

Actuador para la apertura motorizada abatible, en versión con mando a distancia.

ART.	1121.1 | 1121.5			
Imballo | Package | Conditionnement | Embalaje	1 Kit			
Finiture disponibili | Available finishes Finitions disponibles | Acabados disponibles	1	2	3	4

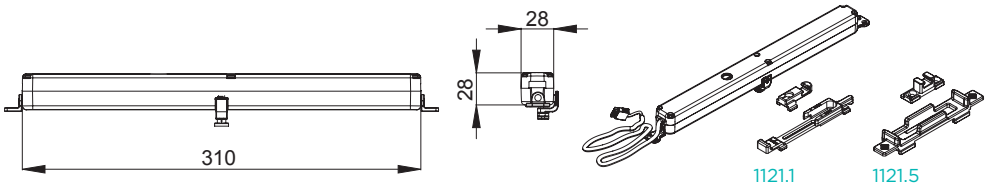

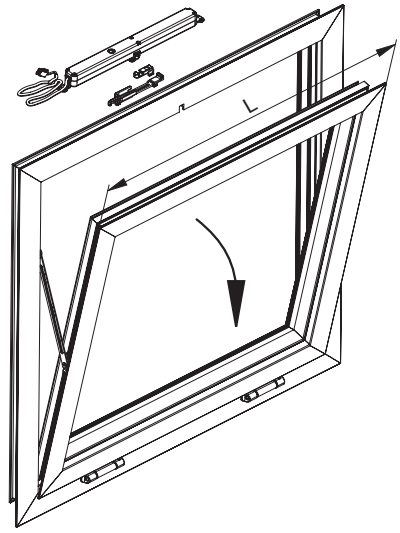

DESCRIZIONE *DESCRIPTION*	ART	X	NODO *SECTION*
WiCloud RC - Attutatore radiocomandato *WiCloud RC - Chain actuator with remote control*	1121.1	70	A01 - A03 - A05
	1121.5	60	A08
WiControl - Radiocomando (venduto separatamente) *WiControl - Remote Contro*	1121.50		

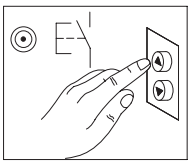

1121.50

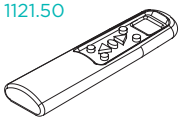

LAVORAZIONI | MACHINING

TELAIO | FRAME

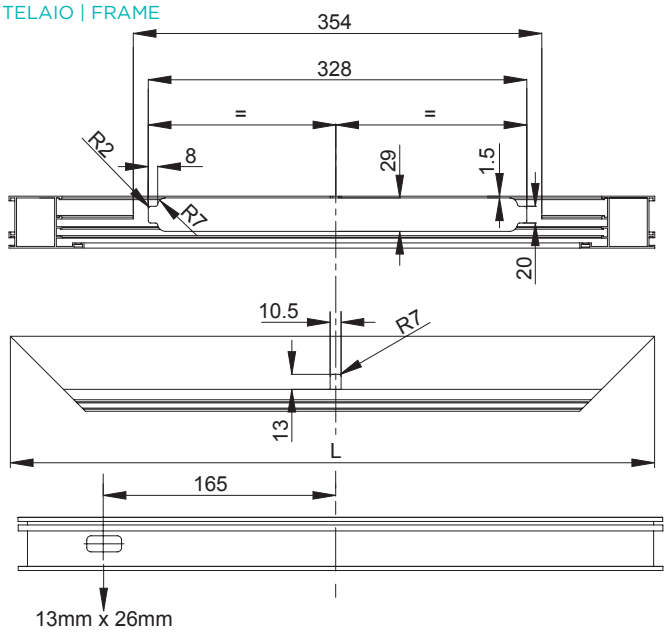

ANTA | SASH

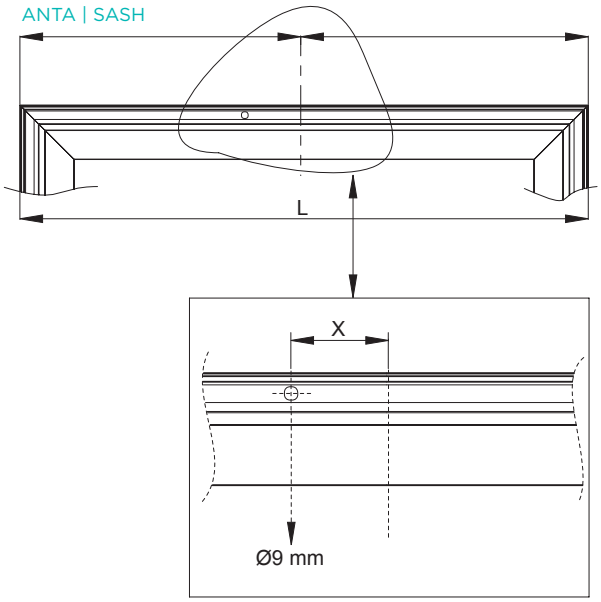

WICLOUD RC - LOCK

KIT PER CHIUSURA PERIMETRALE

BREVETTATO PATENTED

2D

Kit per chiusura perimetrale | Kit for perimetric closing | Kit de fermeture perimetrale | Kit para cierre perimetral

Kit composto dall'attuatore a catena in abbinamento alla serratura elettromeccanica per la movimentazione dei punti di chiusura; blocchetto in zama; eccentrico in acciaio inox.

Kit with chain actuator combined with Electromechanical lock to move locking points; zamak block, stainless steel eccentric.

Kit avec actionnerur a chaine à assortir avec la serrure électromécanique pour le mouvement des points de fermeture; bloc en zamak; excentrique en acier inox.

El kit incluye el Actuador que se combina con la cerradura electromecánica para mover los puntos de cierre; bloqueo en zamac, excèntrico en acero inox.



ART.	1121.4 | 1121.9			
Imballo | Package | Conditionnement | Embalaje	1 Kit			
Finiture disponibili | Available finishes Finitions disponibles | Acabados disponibles	1	2	3	4

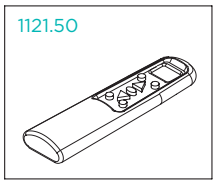

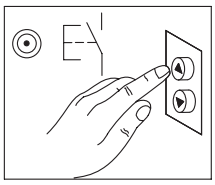

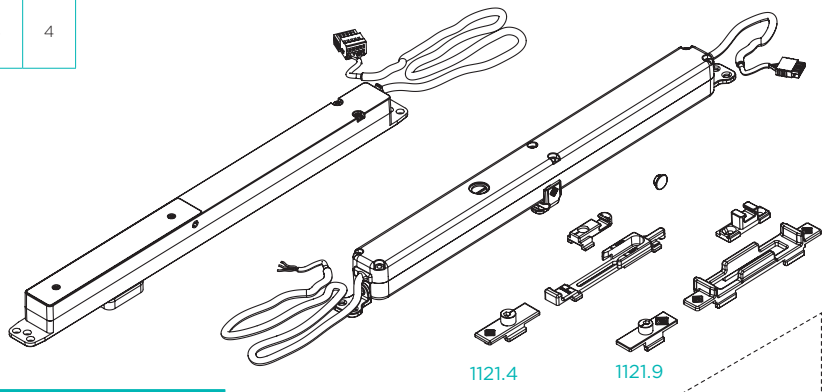

DESCRIZIONE *DESCRIPTION*	ART	NODO *SECTION*
WiCloud RC-Lock - Attutatore radiocomandato con serratura elettromeccanica *WiCloud RC-Lock - Chain actuator with electromechanical lock*	1121.4	A01 - A03 - A05
	1121.9	A08
Rinvio d'angolo completo di riscontro *Trasmission corner with counterplate*	1252.6	A01 - A03 - A05
	1252.131	A08
Punto di chiusura supplementare *Supplementary locking point*	3520.32	A01 - A03 - A05
	3421.32	A08

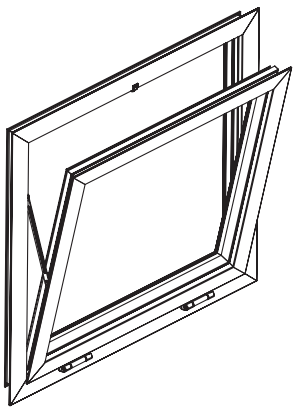

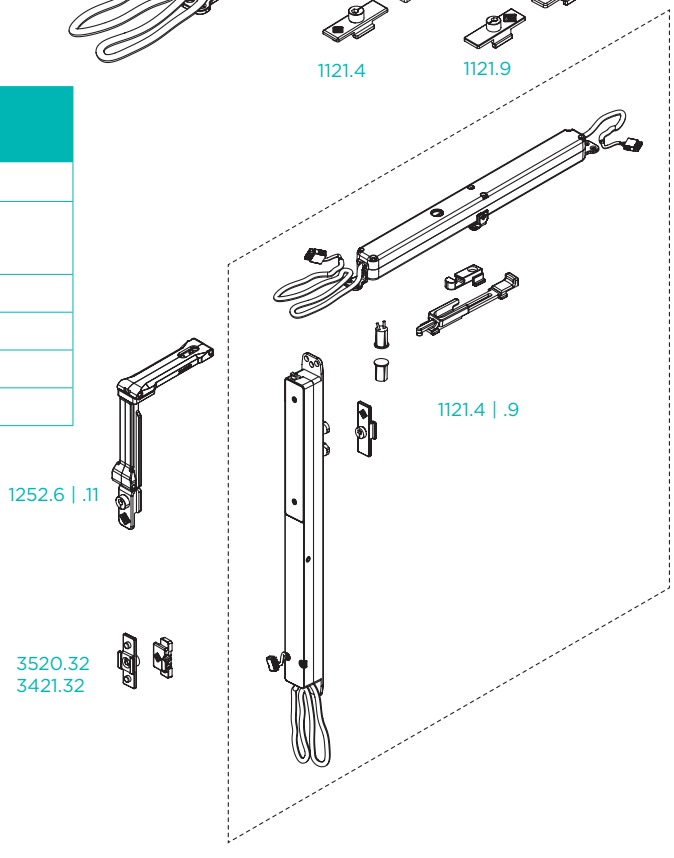

LAVORAZIONI | MACHINING

TELAIO | FRAME

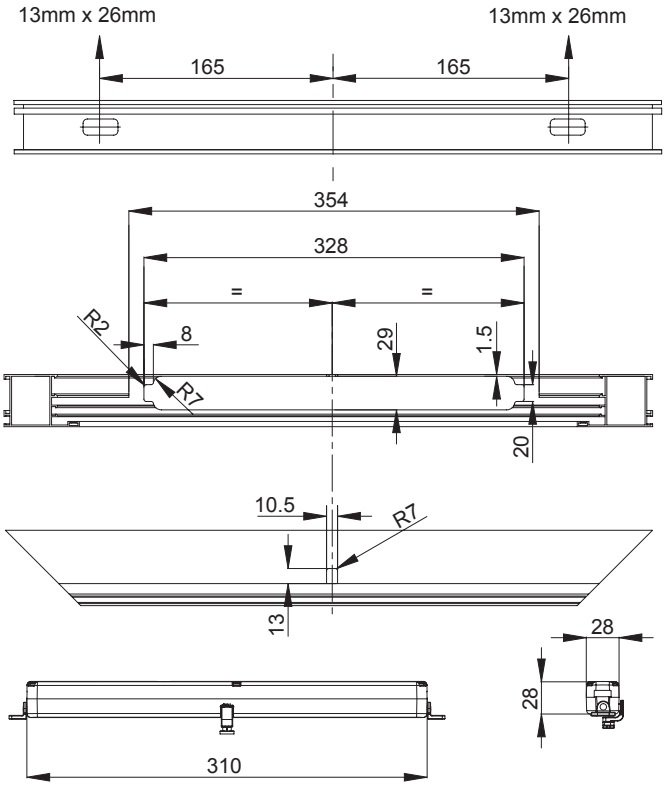

ANTA | SASH

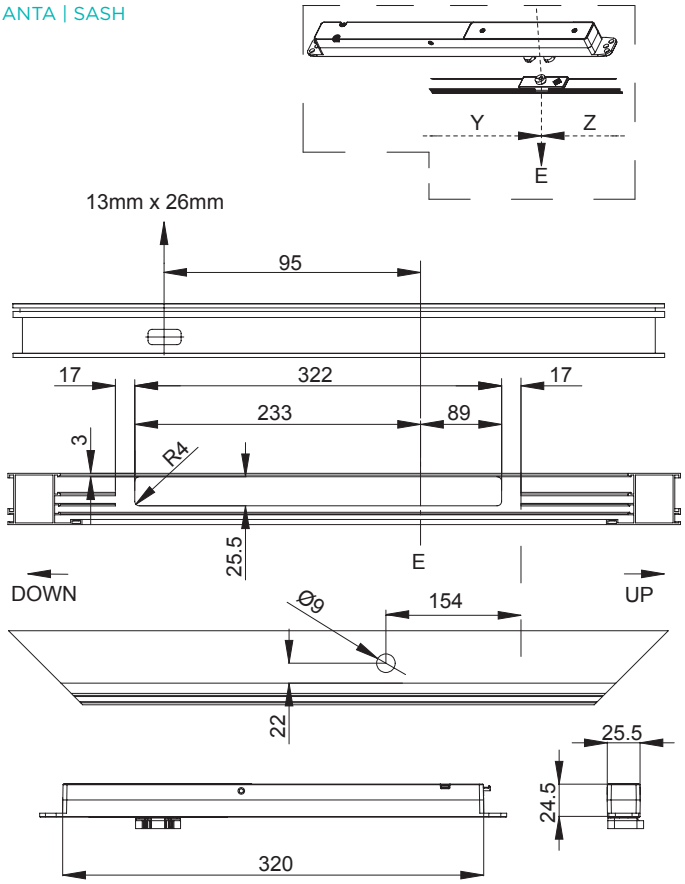

LAVORAZIONI | MACHINING

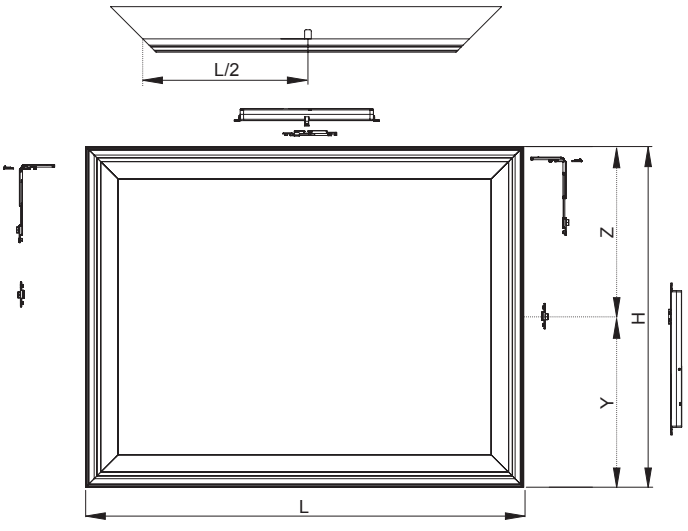

L min	H min
550	600

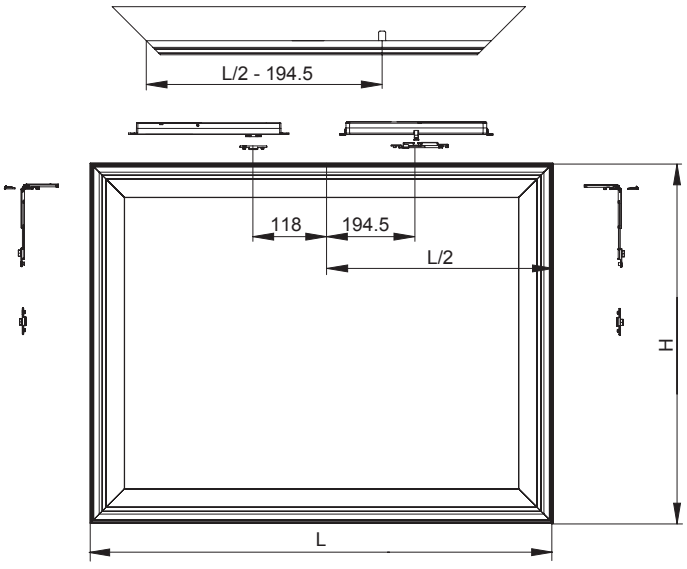

L min	H min
800	350

			WiCloud RC-Lock	
	WiCloud	**WiCloud RC**	**WiCloud**	**WiLock**
Descrizione *Description*	Attuatore a catena per apertura motorizzata a vasistas con comando a pulsante. *Chain actuator for motorized transom opening with button control.*	Kit composto dall'attuatore a catena in abbinamento alla serratura elettromeccanica per la movimentazione dei punti di chiusura; blocchetto in zama; eccentrico in acciaio inox. *Kit with chain actuator combined with Electromechanical lock to move locking points; zamak block, stainless steel eccentric.*	Kit che permette di movimentare un infisso in apertura e chiusura a ribalta e battente ottenendo una chiusura perimetrale con N punti di chiusura. *Kit for the opening and closing of a T&T window, with a perimeter closing at N points.*	
Codice | *Code*	1121A.2 | .6	1121.1 | .5	1121.4 | .9	
Forza di spinta e trazione | *Pressure and traction force*	200 N			600N
Corse (selezionabili in qualsiasi momento) *Track runs (can be selected at any time)*	70, 125, 170, 210mm			18mm / 36mm (± 1mm)
Tensione d'alimentazione | *Voltage*	24 V			24V (20,4÷30V)
Assorbimento di corrente a carico nominale *Current consumption at nominal charge*	0,32A			1,4 A
Potenza assorbita a carico nominale *Charge absorbed at nominal load*	7,5W			32 W
Velocità di traslazione a vuoto | *No load speed*	8mm/s			8 mm/s
Durata della corsa a vuoto | *No load duration*	27 s			2,25 s (18mm) – 4,5 s (36mm)
Tipo di servizio | *Type of service*	S2 di 3 min			S2 di 3 min
Temperatura di funzionamento *Operating temperature*	- 5 + 65 ºC			- 5 + 65 ºC
Grado di protezione dispositivi elettrici *Degree of protection for electrical devices*	IP32			IP 43
Funzionamento sincronizzato *Synchronized operation*				NON previsto *NOT provided for*
Forza di tenuta statica *Static seal strength*	1000N			850N
Finecorsa in apertura | *Limit switch stop at opening*	Elettronico programmabile a dip-switch *Electronic, set by dip-switches*			Fisso, elettronico *Fixed, electronic*
Finecorsa in chiusura | *Limit switch stop at closure*	Ad assorbimento di potenza By power absorption			
Lunghezza cavo di alimentazione *Power supply cable length*	2m			2m
Peso | *Weight*	0,660Kg			0,650Kg

WICLOUD AR

KIT BASE ANTA RIBALTA AUTOMATICA

BREVETTATO PATENTED

1D

Kit base anta a ribalta automatica | Base kit for automatic tilt and turn
Kit pour vantail oscillo-battant motorisèe | Kit oscilo batiente motorizado







Kit che permette di movimentare un infisso in apertura e chiusura a ribalta e battente ottenendo una chiusura perimetrale con N punti di chiusura. Rinvio d'angolo, terminali e riscontri in zama.
Portata massima 130kg – 170kg in abbinamento a 3310.50

Kit for the opening and closing of a T&T window, with a perimeter closing at N points. Corner return, terminals and handles in zamak. Maximum load: 130 Kg - 170 Kg togheter 3310.50

Kit pour l'ouverture et la fermeture d'un châssis O/B, avec une fermeture sur périmètre à N points de fermeture. Renvoi d'angle, embout de tringle et gâches en zamak. Portée: 130 Kg – 170 Kg avec 3310.50

Kit para la apertura oscilo y batiente de la ventana con cierre perimetral y N puntos de cierre. Reenvío de ángulo bloqueo y cerradero de zamac. Soporta hasta: 130 kg - 170 Kg con 3310.50

ART.	3325LF.1			
Imballo | Package | Conditionnement | Embalaje	1 Kit			
Finiture disponibili | Available finishes Finitions disponibles | Acabados disponibles	1	2	3	4

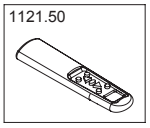

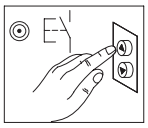

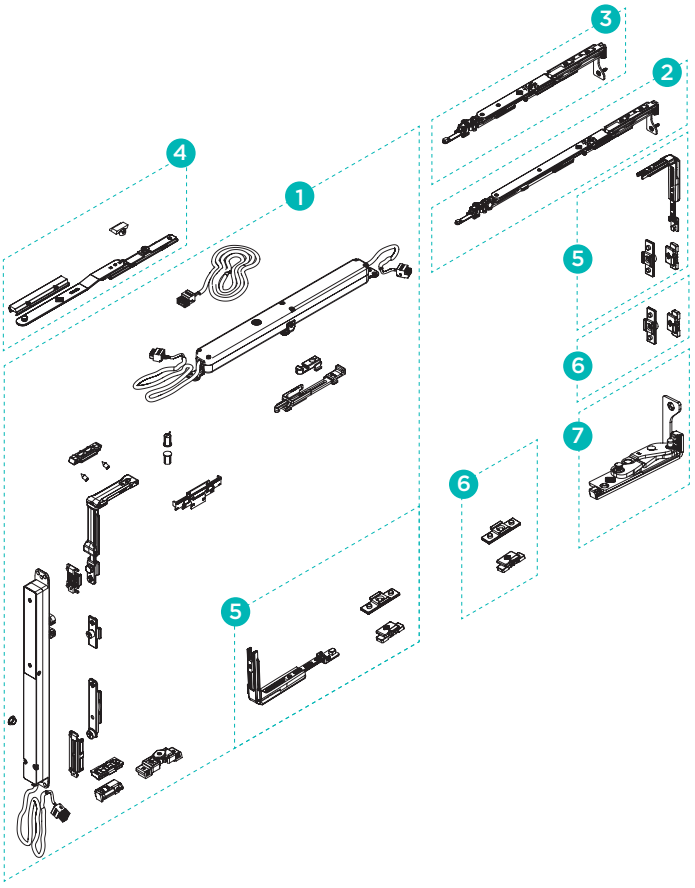

	DESCRIZIONE *DESCRIPTION*	ART.	NODI *SECTIONS*
1	Kit base standard | *Standard basic kit*	3325LF.1	A01 A03 A05
2	WEEN HIDE 110 *Braccio lungo (per ante da 830 mm a 1700 mm)* *Long arm (for sashes of 830 mm up to 1700 mm)*	3312L.21 S/D	A01
	WEEN HIDE 180 *Braccio lungo (per ante da 890 mm a 1700 mm)* *Long arm (for sashes of 890 mm up to 1700 mm)*	3302.21S/D	A01
3	WEEN HIDE 110 *Braccio corto (per ante da 700 mm a 1250 mm)* *Medium arm (for sashes of 700 mm up to 1250 mm)*	3312L.20 S/D	A01
	WEEN HIDE 180 *Braccio Corto (per ante da 730 mm a 1200 mm)* *Short arm (for sashes of 730 mm up to 1200 mm)*	3303.20S/D	A03
		3304.20S/D	A01
4	*Braccio supplementare (per ante da 1200 mm a 1700 mm)* *Supplementary arm (for sash of 1200mm up to 1700mm)*	3400LG.30	A03
		3550L.30	A01 A05
5	*Chiusura supplementare laterale con riscontro regolabile (per altezza anta superiore a 1200 mm)* *Side supplementary closing with adjustable counterplate (for sash height more than 1200 mm)*	3420F.31	A01 A03 A05
6	*Punto di chiusura supplementare con riscontro regolabile* *Supplementary locking point with adjustable counterplate*	3400F.32	A01 A03 A05
7	WEEN HIDE 110 Cerniera a scomparsa inferiore regolabile per battente Adjustable lower concealed hinge	3312 S/D	A01
	WEEN HIDE 180 Cerniera a scomparsa inferiore regolabile per battente Adjustable lower concealed hinge	3301S/D	A03
		3302S/D	A01

WICONTROL

Radiocomando

Radiocomando | Remote control | Radiocommande | Radio control

Radiocomando multicanale, 30 canali programmabili, 433,92 MHz

Remote control, multichannel 30 channels 433,92 MHz

Radiocommande multicanaux ; 30 canaux ; 433,92 MHz

Mando a distancia multi-canal ; 30 canales, 433,92 MHz



ART.	1121.50			
Imballo | Package | Conditionnement | Embalaje	1 Pz			
Finiture disponibili | Available finishes Finitions disponibles | Acabados disponibles	1	2	3	4

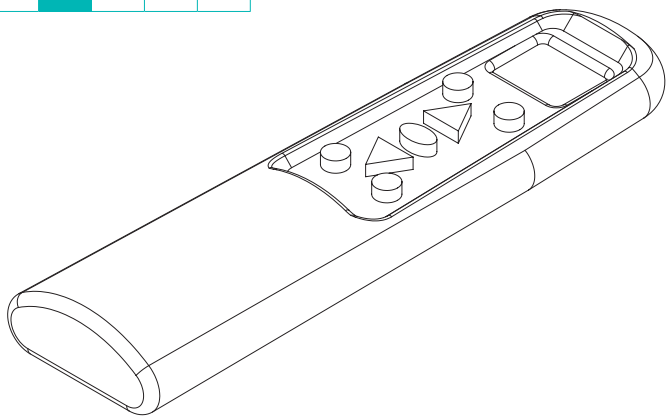

Dati di targa e marchitura | *Rating e marking*	
Numero canali di trasmissione *Number of transmission channels*	30
Frequenza di trasmissione *Transmission frequency*	433,92MHz
Modulazione *Modulation*	ASK
Tensione di alimentazione *Power supply voltage*	"2 batterie da 1,5V - tipo AAA
Tensione di funzionamento *Operating voltage*	1,8V ÷ 3,3V
Durata stimata delle batterie *Estimated lifetime of the batteries*	> 2 anni (1 minuto / giorno di attività)
Display	"LCD a cristalli liquidi LCD (liquid crystal display)"
Visualizzazione *Visualization*	- 2 cifre (canale selezionato); *2 digits (selected channel);* - Indicatore stato carica batteria; *Battery charge status indicator;* -Stato trasmissione; *Transmission status;* - Lettere specifiche di funzione; *Specific function letters*
Dimensioni del display *Display dimensions*	18,5x13,5mm
Codifica *Encoding*	HCS301
Codici indipendenti *Independent codes*	">18 miliardi di miliardi di combinazioni "rolling code" >18 x 10^18 "rolling code" combinations"
Assorbimento in standby *Absorption in standby*	< 1 µA

Dati di targa e marchitura | *Rating e marking*	
Assorbimento in trasmissione *Absorption in transmission*	< 20 mA
Tastiera *Keypad*	- Comando operativo (freccia su, freccia giù, stop); *Operational control (up arrow, down arrow, stop)* - 2 tasti Funzione (F1, F2); *2 Function buttons (F1, F2);* - 1 tasto Memoria (M); *- 1 Memory button (M);* - 1 tasto Canale (CH); *- 1 Channel button (CH)*
Distanza di trasmissione *Transmission distance*	50 m – (a batterie cariche) 50 m – (with charged batteries)
Riferimenti normativi *Regulatory references*	"Omologato secondo la Direttiva R&TTE 1999/5/CE – Direttiva 1999/5/CE del Parlamento Europeo e del Consiglio del 9 marzo 1999. *Approved according to the R&TTE Directive 1999/5/EC – Directive 1999/5/EC of the European Parliament and Council of 9 March 1999."*
Dimensioni *Dimensions*	145x38,5x22,5mm
Peso *Weight"*	76g

WICLOUD WOOD

Profilo adattatore per finestre in legno

Adattatore per legno | Wood adapter | Adapter pour fenêtre en bois | Adaptador para madera

Adattatore wicloud per finestre in legno

WiCloud adapter for wooden windows.

Adapter WiCloud pour fenêtre en bois.

Adaptador WiCloud para ventanas de madera



ART.	1121.55				1121.56			
Imballo | Package | Conditionnement | Embalaje	10 Pz				10 Pz			
Finiture disponibili | Available finishes Finitions disponibles | Acabados disponibles	1	2	3	4	1	2	3	4

1121.56

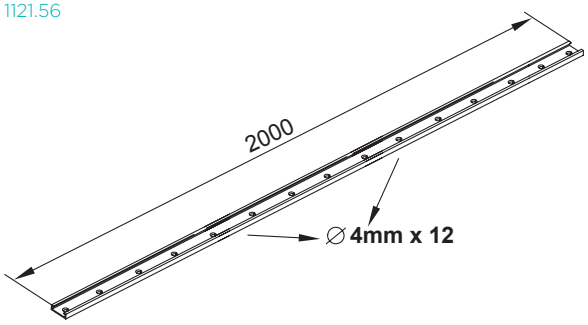

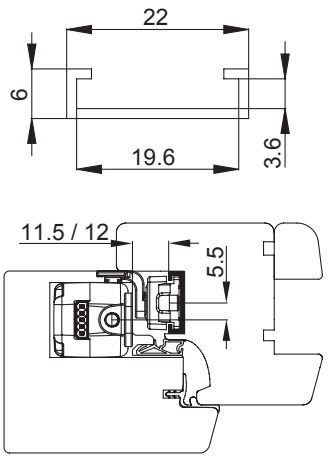

1121.55

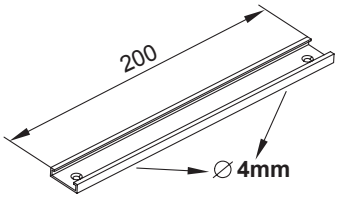

1121.4/.9

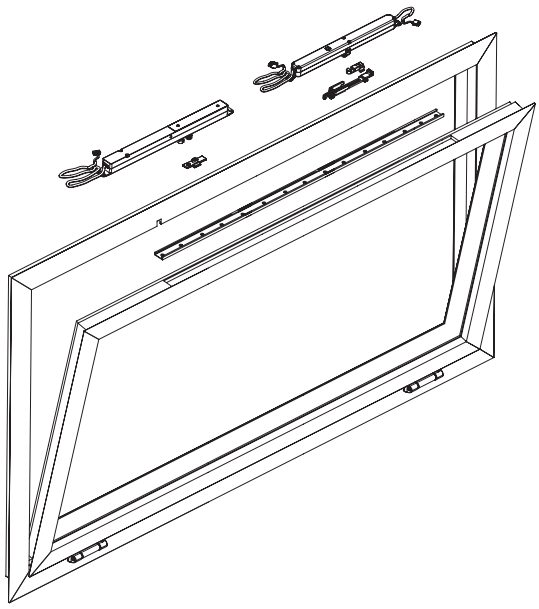

1121.1/.5
1121A.2/.6

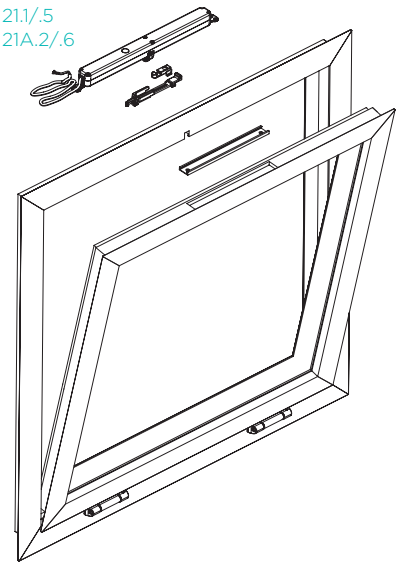

WISLIDE

Attuatore per persiane scorrevoli

1D

Attuatore elettrico con cinghia rotante | Electric actuator with rotating chain | Actionneur électrique avec chaine rotant | Actuador eléctrico con correa



Attuatore elettrico con cinghia rotante che permette di movimentare persiane mono e doppia anta.

Electric actuator with rotating chain, for the sliding for louvres at 1 and 2 sashes.

Actionneur électrique avec chaine rotant, pour le mouvement de persienne à 1 ou 2 vantaux.

Actuador eléctrico con correa para mover persianas de una o dos hojas.

ART.	1122.1			
Imballo | Package | Conditionnement | Embalaje	1 Pz			
Finiture disponibili | Available finishes Finitions disponibles | Acabados disponibles	1	2	3	4

1

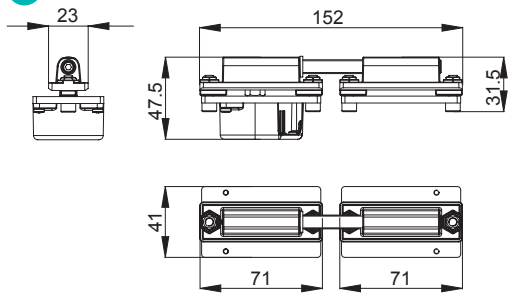

2 2 Pz.

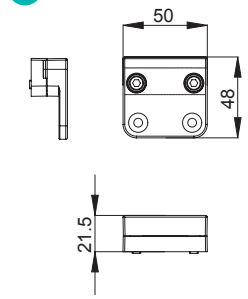

3

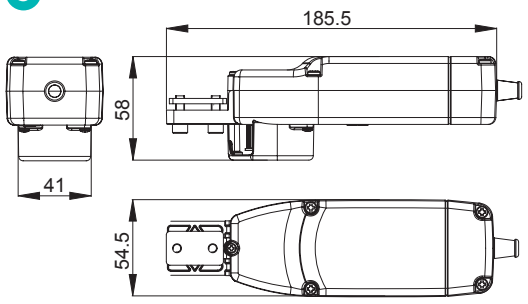

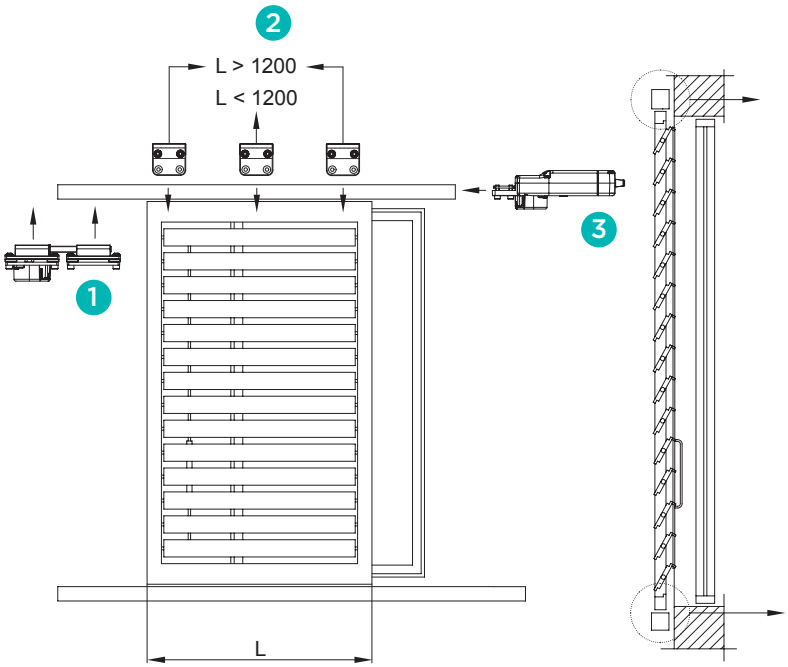

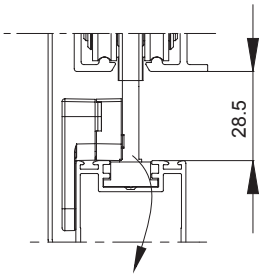

Art. 93635.3

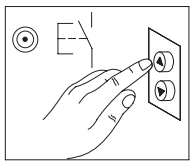

Art. 83635.3

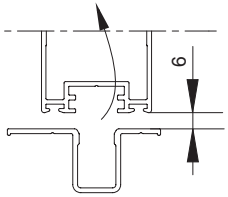

WISLIDE

Attuatore per infissi scorrevoli

1D

Attuatore elettrico con cinghia rotante | Electric actuator with rotating chain | Actionneur électrique avec chaine rotant | Actuador eléctrico con correa



Attuatore elettrico con cinghia rotante che permette di movimentare infissi scorrevoli fino a 750 kg.

Electric actuator with rotating chain for sliding system up to 750 Kg.

Actionneur électrique avec chaine rotant pour le système coulissantavec une portée maxime de 750 Kg.

Actuador eléctrico con correa para correderas con carga máxima de 750 Kg.

ART.	1122.5 | 1122.10 | 1122.20			
Imballo | Package | Conditionnement | Embalaje	1 Pz			
Finiture disponibili | Available finishes Finitions disponibles | Acabados disponibles	1	2	3	4

Art.	PESO MAX TOTALE *TOTAL MAX WEIGHT*	N° ANTE MOTORIZZATE *N°AUTOMATIC SASH*
1122.5	500 Kg	1
1122.10	750 Kg	1
1122.20	750 Kg	2

1

1 Pz. (art. 1122.5/.10)
2 Pz. (art. 1122.20)

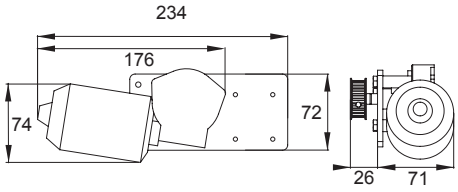

2

1 Pz. (art. 1122.5/.10)
2 Pz. (art. 1122.20)

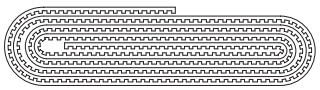

3

1 Pz. (art. 1122.5/.10)
2 Pz. (art. 1122.20)

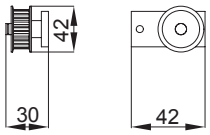

4

1 Pz. DX + **1** SX (Art. 1122.5/.10)
1 Pz. DX + **2** SX (art. 1122.20)

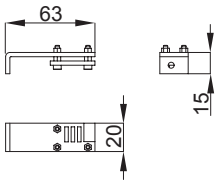

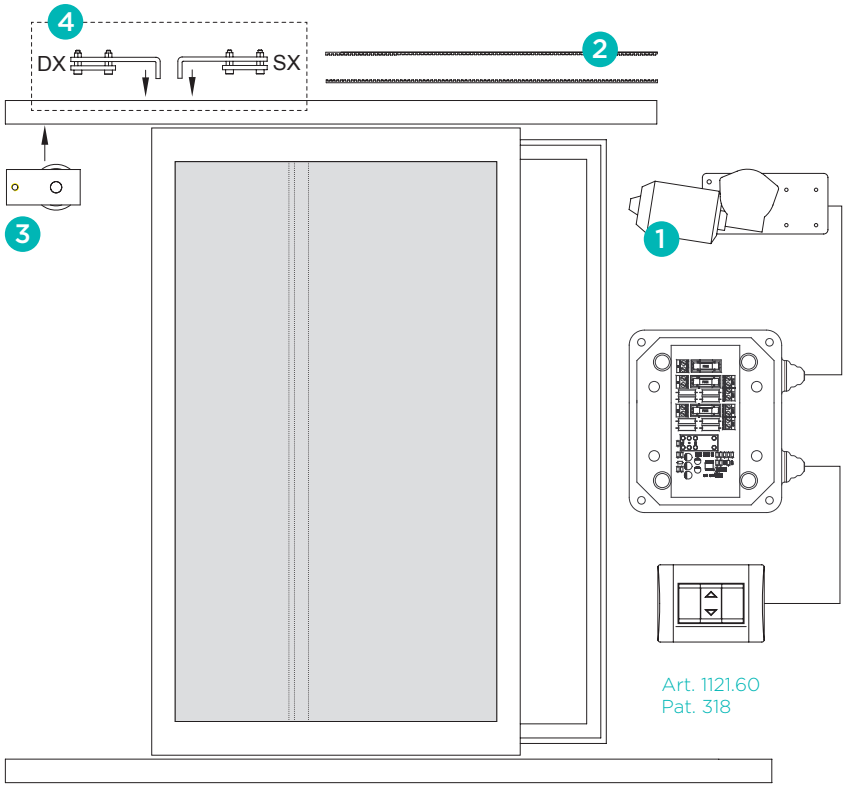

Art. 1121.60
Pat. 318

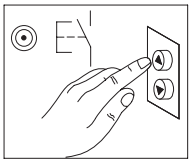

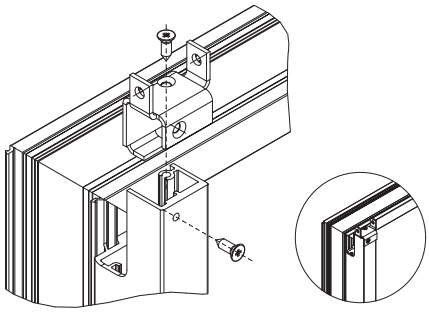

Staffa non inclusa nel kit staffe (Art. 1122.70D/S). Le dimensioni della staffa variano in funzione della tipologia di profilo utilizzato.
Bracket not included in the bracket kit (Art. 1122.70D / S). The size of the bracket may change as a function of the type of profile used.

Dati di targa e marchitura *Rating e marking*	**Art. 1122.1**	**Art. 1122.5**	**Art. 1122.10**	**Art. 1122.20**
Alimentazione motore *Power supply*	24 Vdc	24 Vdc	24 Vdc	24 Vdc
Peso max totale *Total max weight*	160 Kg	500 Kg	750 Kg	750 Kg
Largezza anta max *Max Width sash*	300 cm	500 cm	500 cm	500 cm
Velocità *Velocity*	10 cm/s	---	---	---
Potenza motore *Absorbed power*	40 W	100 W	150 W	150 W
Assorbimento medio *Averange absorbtion*	0,8 A	---	---	---
Forza *Force*	80 N	200 N	400 N	220 N
Ciclo di lavoro *Duty cycle*	10 cicli/ora *10 cycle/hours*	10 cicli/ora *10 cycle/hours*	10 cicli/ora *10 cycle/hours*	10 cicli/ora *10 cycle/hours*
Rumorosità *Noise level*	50 dB	35 dB	35 dB	35 dB
Grado di protezione *Degree of protection*	IP56	IP32	IP32	IP32
Irreversibile *Irreversible*	Sì / Yes	---	---	---
Elettroblocco *Electric lock*	Sì / Yes	---	---	---

RICAMBI E ACCESSORI

RICAMBI E ACCESSORI PER AUTOMAZIONI

Ricambi e accessori per automazioni | Spare parts and accessories for automation | Pièces et accessoires pour l'automatisation | Partes y accesorios para la automatización

1122.54
Ricambio motore per 1122.1 (24V)
Spare motor per 1122.1 (24V)

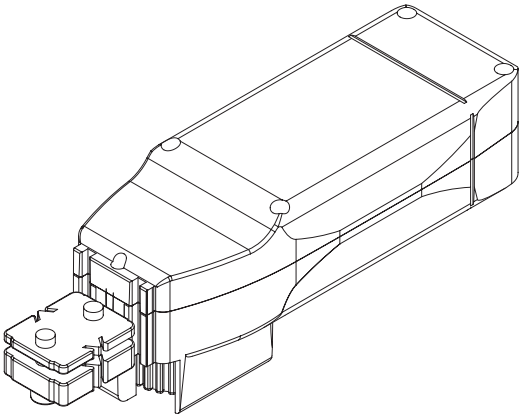

1122.50
Ricambio cinghia per 1122.1 | .5 (13 mt)
Spare gear belt per 1122.1 | .5 (13 mt)

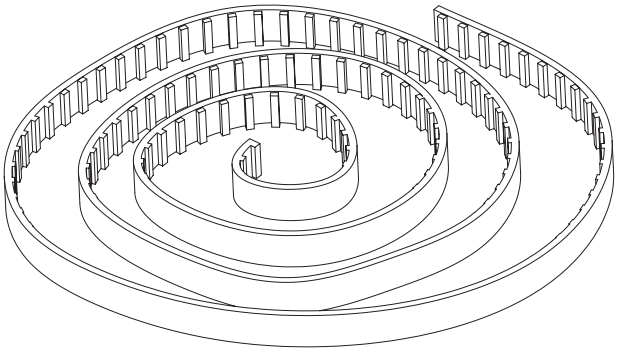

1122.52
Ricambio tendicinghia e puleggia folle per 1122.1
Spare tensioner and idle pulley

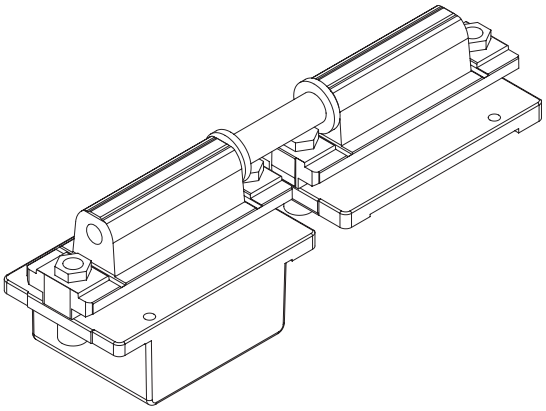

1122.53
Ricambio aggancio cinghia per 1122.1
Spare gear belt holder per 1122.1

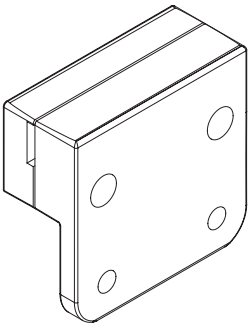

1121.50
Telecomando per 1121.1 | .5 – 1121.4 | .9 – 3425G.1
Remote controll per 1121.1 | .5 – 1121.4 | .9 – 3425G.1

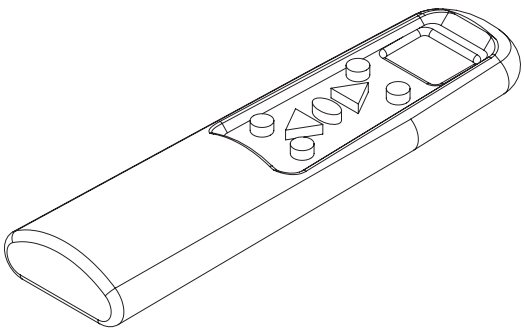

1122.51
"WISLIDE 500" Kit morsetti cinghia DX-SX con viti
"WISLIDE 500" Belt clamp kit DX-SX with screw

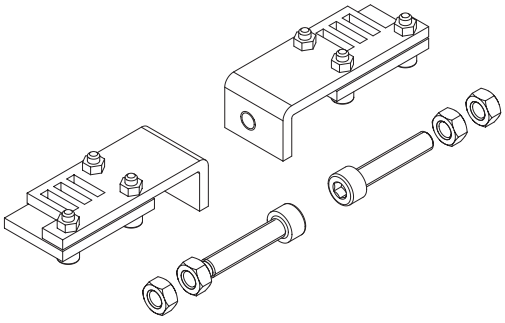

1121.58
Ricambio attuatore per 1121.4/.9
Spare chain actuator per 1121.4/.9

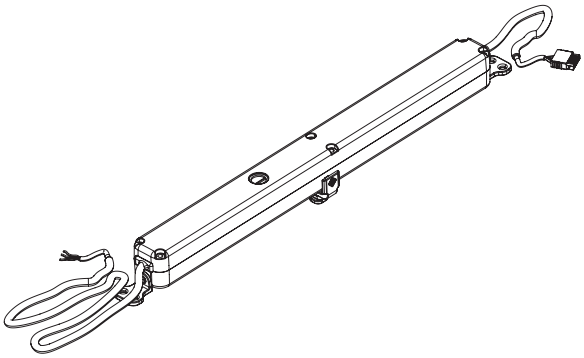

1121.3 / .10
Ricambio elettroserratura per 1121.4/.9
Spere electromechanical lock per 1121.4/.9

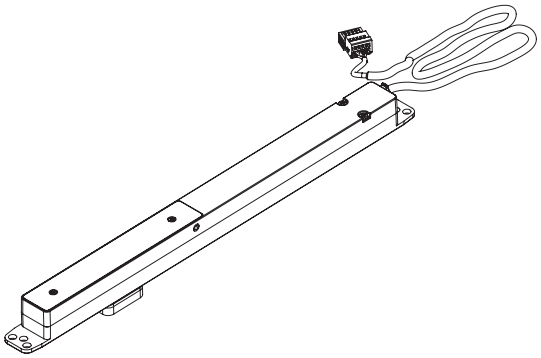

1121.51
Chiave di sblocco per APRO 1125.X
Safety Key for APRO 1125.X

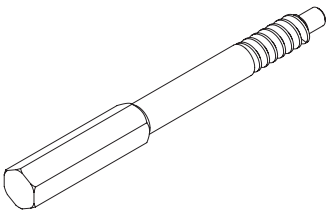

1121.61 - 1121.62
Trasformatore 230V - 24V
Driver switch 230V - 24V

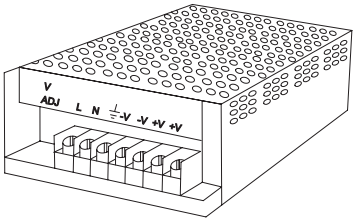

DRIVER SWITCH				
Art.	W	V	IP	A
1121.61	100W	24V DC	IP 20	4,2 A
1121.62	200W	24V DC	IP 20	8,4 A

1121.60
Kit pulsante per 1121A.2 / 1121A.6
Wall switch for 1121A.2 / 1121A.6

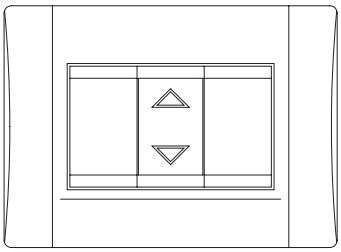

1122.59
Kit elettroserratura per 1122.59
Kit electromechanical lock for 1122.59

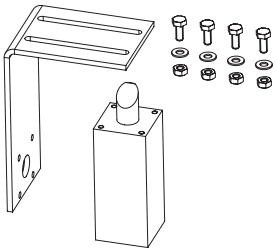

1121.51
Ricambio sensori per 1121.4 | .9
Locking contacts per 1121.4 | .9

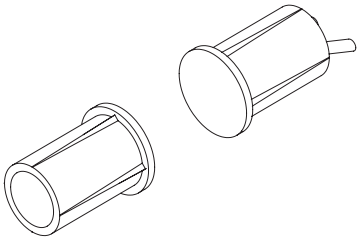

Art.	Descrizione / Description
1120.30	Centrale di controllo per 2 motori a 24V / *Control board for 2 chain actuator 24V*
1120.31	Centrale di controllo per 2 motori a 24V versione Radiocomandabile / *Control board for 2 chain actuator 24V radio*
1120.32	Centrale di controllo per 4 motori a 24V / *Control board for 4 chain actuator 24V*
1120.33	Centrale di controllo per 4 motori a 24V versione Radiocomandabile / *Control board for 4 chain actuator 24V radio*
1120.34	Centrale di controllo per 6 motori a 24V versione / *Control board for 6 chain actuator 24V*
1120.35	Centrale di controllo per 6 motori a 24V versione Radiocomandabile / *Control board for 6 chain actuator 24V radio*
1120.51	Sensore pioggia riscaldato / *Heated rain sensor*
1120.58	Rilevatore vento a semisfere / *Semisphere wind senso*
1122.55	Carter per sostegno attuatore L 3250 mm / *Carter for acuator support L 3250 mm*

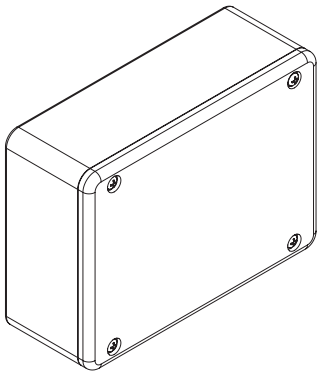

CERNIERE
HINGES
PAUMELLES
BISAGRAS

NEW BIG
CERNIERA PER PORTE

3D 2,5 5 6

Cerniera per porte | Door hinge
Paumelle pour portes | Bisagra para puertas



Corpo base cerniera in alluminio estruso, carter in alluminio pressofuso, perni in acciaio inox, boccole autocentranti e viti in acciaio zincato, boccole e tappi cerniera in materiale plastico (o zama, secondo la versione), contropiastre in alluminio estruso, molla in acciaio armonico zincato.

Hinge body in extruded aluminum, casing in diecast aluminum, stainless steel pins, galvanized steel screws and selfcentering bushings, plastic hinge plugs and bushings (or zamak, depending on version), extruded aluminum strike plate, galvanized steel spring.

Corps base paumelle en aluminium extrudé, carter en aluminium moulé sous pression, pivots en acier inox, bagues à centrage automatique et vis en acier zingué, bagues et bouchons paumelle en matière plastique (ou zamak, selon la version), contreplaques en aluminium extrudé, ressort en acier harmonique zingué.

Cuerpo de base de cerradura en aluminio extruido; cárter de aluminio de fundición, pernios de acero inox, casquillos autocentrantes y tornillos de acero galvanizado, casquillos y tapones de bisagra de material plástico (o zamac, de acuerdo con la versión), contraplacas de aluminio extruido, muelle de acero armónico galvanizado.

ART.	8000C | 8001C | 8002C | 8003C | 8004C				8000D | 8001D | 8002D | 8003D | 8004D			
Imballo | Package | Conditionnement | Embalaje	2 Pz				2 Pz			
Finiture disponibili | Available finishes Finitions disponibles | Acabados disponibles	1	2	3	4	1	2	3	4

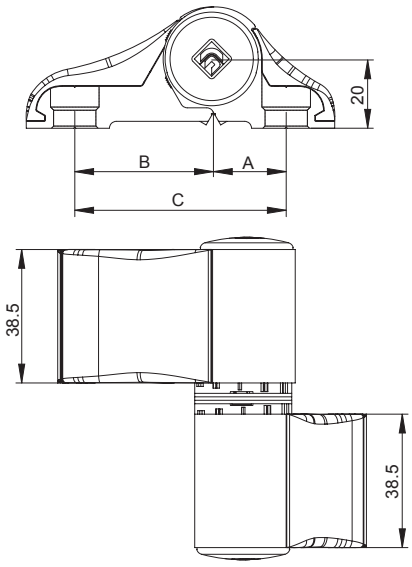

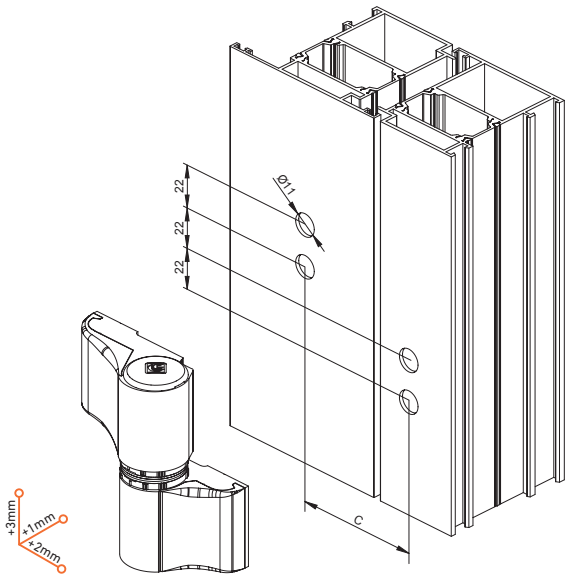

NEW BIG CARTER IN ZAMA *NEW BIG WITH ZAMAK CASING*			
ART	A	B	C
8000C	20.5	39.5	60
8001C	20.5	46.5	67
8002C	39.5	39.5	79
8003C	39.5	46.5	86
8004C	46.5	46.5	93

NEW BIG CARTER IN ALLUMINIO *NEW BIG WITH ALLUMINIUM CASING*			
ART	A	B	C
8000D	20.5	39.5	60
8001D	20.5	46.5	67
8002D	39.5	39.5	79
8003D	39.5	46.5	86
8004D	46.5	46.5	93

H \ L	600	700	800	900	1000	1100	1200	1300	1400	1500	1600	1700	1800	1900	2000
4000	100%	100%	100%	100%	100%	100%	100%	100%	100%	100%	100%	100%	100%	100%	100%
3900	100%	100%	100%	100%	100%	100%	100%	100%	100%	100%	100%	100%	100%	100%	100%
3800	100%	100%	100%	100%	100%	100%	100%	100%	100%	100%	100%	100%	100%	100%	100%
3700	100%	100%	100%	100%	100%	100%	100%	100%	100%	100%	100%	100%	100%	100%	100%
3600	100%	100%	100%	100%	100%	100%	100%	100%	100%	100%	100%	100%	100%	100%	100%
3500	100%	100%	100%	100%	100%	100%	100%	100%	100%	100%	100%	100%	100%	100%	100%
3400	100%	100%	100%	100%	100%	100%	100%	100%	100%	100%	100%	100%	100%	100%	100%
3300	100%	100%	100%	100%	100%	100%	100%	100%	100%	100%	100%	100%	100%	100%	100%
3200	100%	100%	100%	100%	100%	100%	100%	100%	100%	100%	100%	100%	100%	100%	100%
3100	100%	100%	100%	100%	100%	100%	100%	100%	100%	100%	100%	100%	100%	100%	95%
3000	100%	100%	100%	100%	100%	100%	100%	100%	100%	100%	100%	100%	100%	98%	90%
2900	100%	100%	100%	100%	100%	100%	100%	100%	100%	100%	100%	100%	100%	93%	85%
2800	100%	100%	100%	100%	100%	100%	100%	100%	100%	100%	100%	100%	96%	87%	80%
2700	100%	100%	100%	100%	100%	100%	100%	100%	100%	100%	100%	99%	90%	82%	75%
2600	100%	100%	100%	100%	100%	100%	100%	100%	100%	100%	100%	93%	84%	77%	70%
2500	100%	100%	100%	100%	100%	100%	100%	100%	100%	100%	96%	87%	79%	72%	65%
2400	100%	100%	100%	100%	100%	100%	100%	100%	100%	100%	90%	81%	73%	66%	60%
2300	100%	100%	100%	100%	100%	100%	100%	100%	100%	93%	84%	75%	68%	61%	55%
2200	100%	100%	100%	100%	100%	100%	100%	100%	97%	87%	78%	69%	62%	56%	50%
2100	100%	100%	100%	100%	100%	100%	100%	100%	90%	80%	71%	64%	57%	51%	45%
2000	100%	100%	100%	100%	100%	100%	100%	94%	83%	73%	65%	58%	51%	45%	40%
1900	100%	100%	100%	100%	100%	100%	98%	86%	76%	67%	59%	52%	46%	40%	35%
1800	100%	100%	100%	100%	100%	100%	90%	78%	69%	60%	53%	46%	40%	35%	30%
1700	100%	100%	100%	100%	100%	95%	82%	71%	61%	53%	46%	40%	34%	29%	25%
1600	100%	100%	100%	100%	100%	85%	73%	63%	54%	47%	40%	34%	29%	24%	20%
1500	100%	100%	100%	100%	90%	76%	65%	55%	47%	40%	34%	28%	23%	N.D.	N.D.
1400	100%	100%	100%	96%	80%	67%	57%	48%	40%	33%	28%	22%	N.D.	N.D.	N.D.
1300	100%	100%	100%	84%	70%	58%	48%	40%	33%	27%	21%	N.D.	N.D.	N.D.	N.D.
1200	100%	100%	90%	73%	60%	49%	40%	32%	26%	20%	N.D.	N.D.	N.D.	N.D.	N.D.
1100	100%	97%	78%	62%	50%	40%	32%	25%	N.D.	N.D.	N.D.	N.D.	N.D.	N.D.	N.D.
1000	100%	83%	65%	51%	40%	31%	23%	N.D.	N.D.	N.D.	N.D.	N.D.	N.D.	N.D.	N.D.

Indipendetemente dal peso della porta, per porte sottoposte ad un intenso utilizzo come nel caso di edifici aperti al pubblico, porte con chiudiporta o porte ad azionamento motorizzato il limite di impiego è limitato a H 3000 e L 1400 con l'utilizzo della terza o quarta cerniera (cerniera blu) come da diagramma.
Whatever the door weight, doors subject to heavy duty, such as pubblic building, doors with closers or automatic doors have a limited range of application limiteted to H 3000 and L 1400 and must be fitted with an addition hinge (blue hinge) as in the diagram.

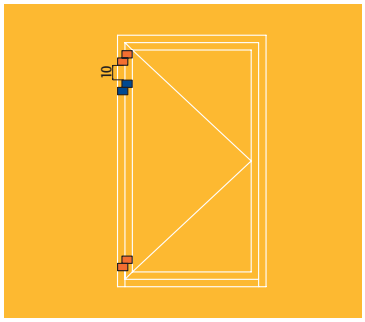

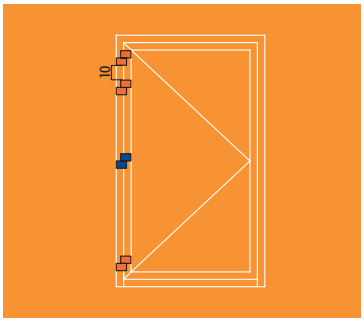

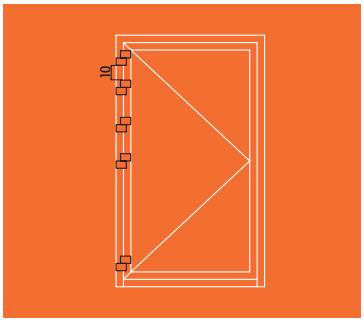

ART	PORTATA *LOAD CAPACITY*
8000X	100% = 120kg
8001X	100% = 120 kg
8002X	100% = 120 kg
8003X	100% = 100 kg
8004X	100% = 100 kg

Esempio
1. Dim. LxH (WxH) 1200x2200 = 100% Portata 2 cerniere (Load Capacity 2 hinges)
2. Dim. LxH (WxH) 1600x2200 = 78% Portata 3 cerniere (Load Capacity 3 hinges)
3. Dim. LxH (WxH) 1400x3300 = 100% Portata 4 cerniere (Load Capacity 4 hinges)

I diagrammi hanno validità per spessore profili | Load charts is for profiles thickness ≥ a 1,7 mm

GRADINI NEW BIG

GRADINI PER CERNIERA PER PORTE

Gradini per New Big | New Big steps | Etapes de New Big | Pasos para New Big



Alluminio estruso
e vite M8 x 40/50

Extruded
aluminum,
M8 x 40/50

Aluminium
extrudé,
M8 x 40/50

Aluminio
extruido,
M8 x 40/50

ART.	TUTTI | ALL | TOUS | TODOS			
Imballo | Package | Conditionnement | Embalaje	20 Pz			
Finiture disponibili | Available finishes Finitions disponibles | Acabados disponibles	1	2	3	4

Art. 8010C.5 Gradini Taglio freddo New Big + viti di fissaggio
New Big step for cold profile + fixing screw

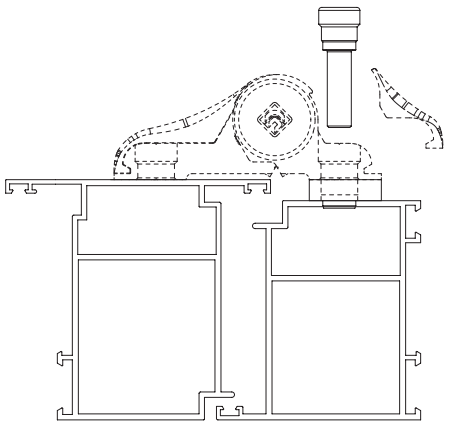

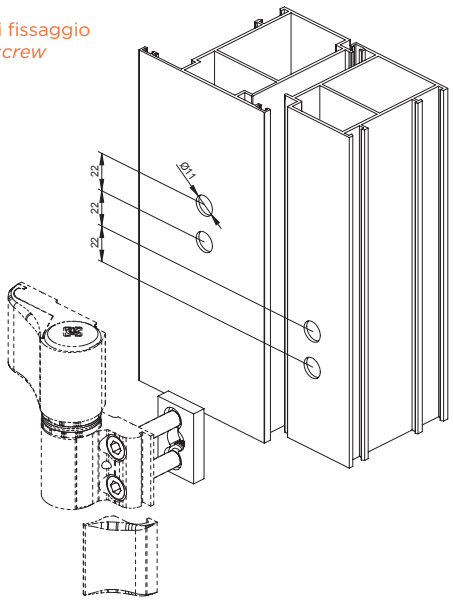

ART	D	E
8010C.5	40	7
8010C.6	40	8.5
8010C.7	40	10
8010C.8	50	16

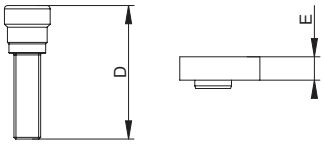

Art. 8010C.25 Gradini Taglio termico New Big
Thermal break step

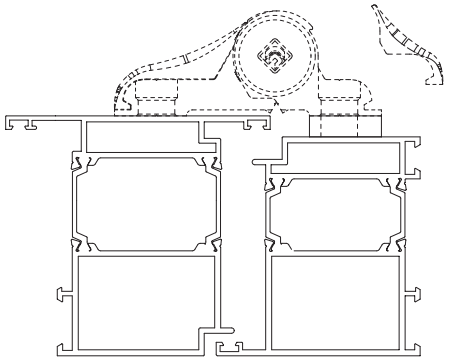

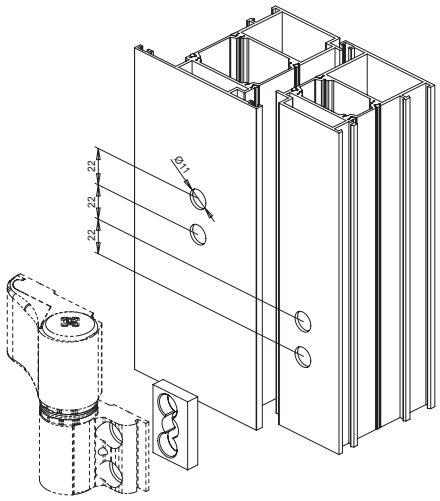

ART	E	FISSAGGIO *FIXING*
8010C.25	7	Pag. 10 - 11
8010C.26	8.5	
8010C.27	10	
8010C.28	16	

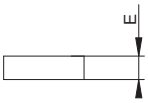

FISSAGGI NEW BIG

FISSAGGI CERNIERE PORTE PROFILI TAGLIO FREDDO

Fissaggi cerniere porte profili freddi | Cold profile fixing | Fixation pour les profilés froids | Fijación para perfiles frío



Alluminio estruso, molla zincata e viti M8xX

Extruded aluminum, galvanized steel spring and screws M8XX

Aluminium extrudé, ressort en acier zingué et vis M8XX

Aluminio extruido, muelle en acero cincado y tornillos M8XX

ART.	8010.17 | 8010.18 | 8000.XX | 8000.XX | 8010.19 | 8010.10 | 8000.39 | 8000.40 | 8000.12 | 8010.16				8000.9			
Imballo | Package | Conditionnement | Embalaje	20 Pz				50 Pz			
Finiture disponibili | Available finishes Finitions disponibles | Acabados disponibles	1	2	3	4	1	2	3	4

Art. 80XX.XX - Fissaggi per taglio freddo - Cold profile fixing

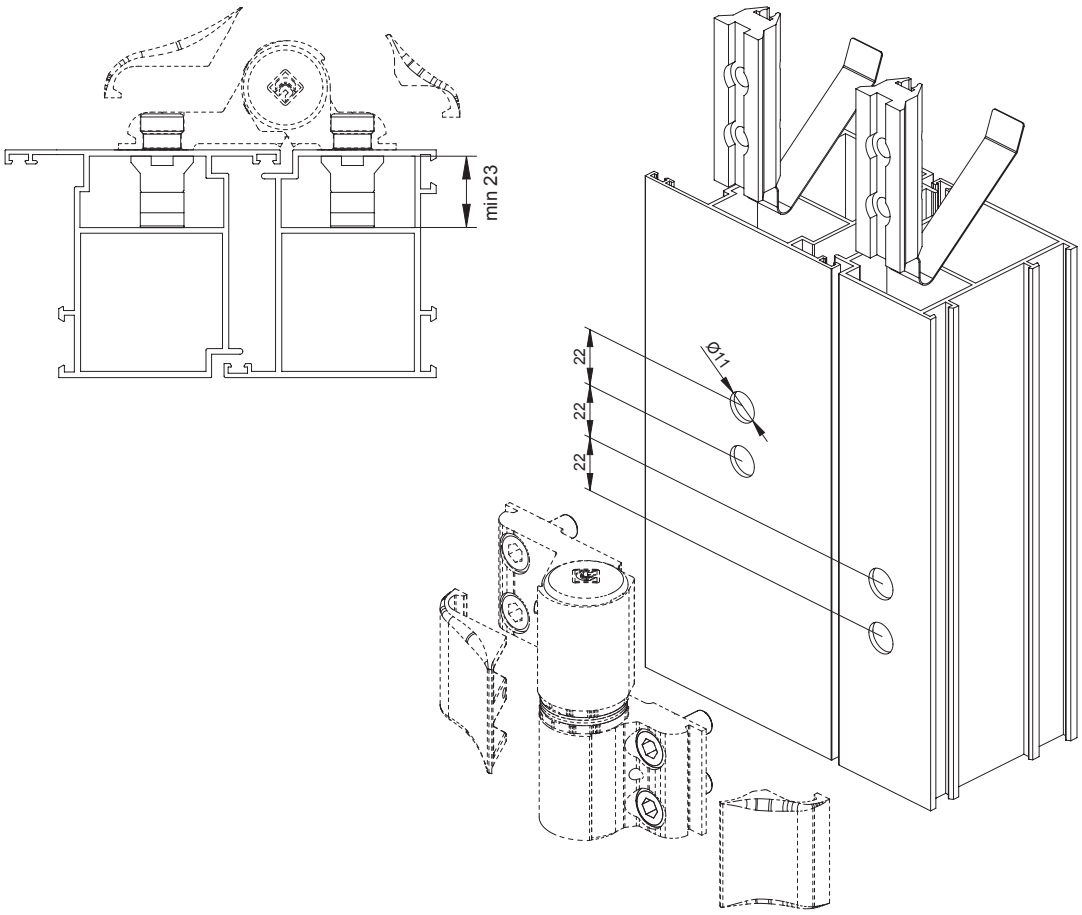

1 Art. 8000.9

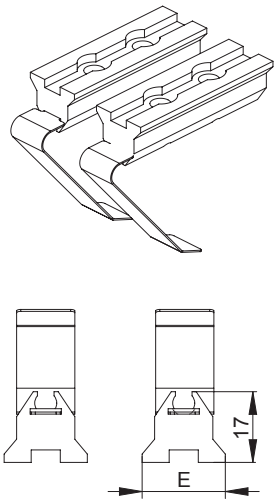

2 Art. 8010.10

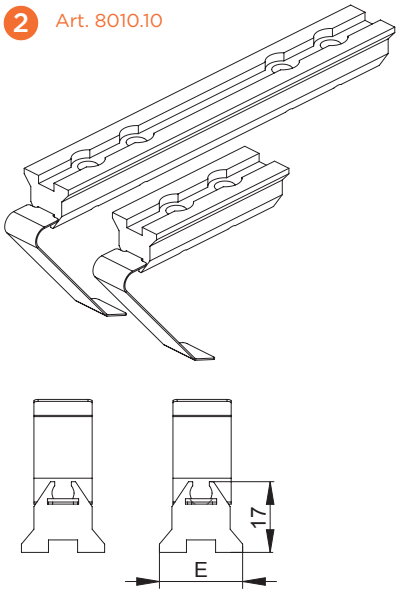

3 Art. 8000.12

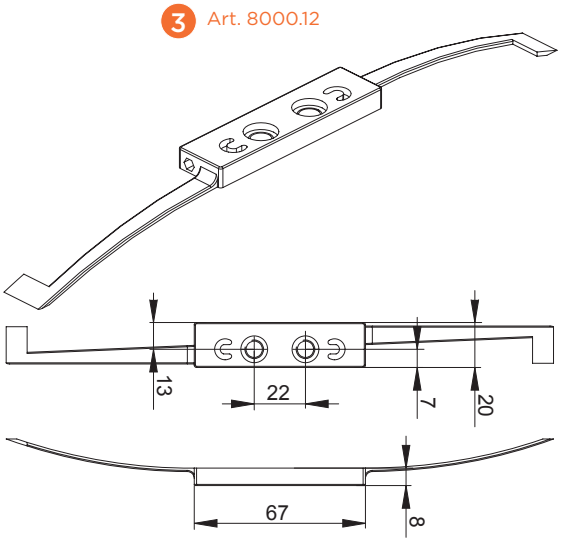

4 Art. 8000.13

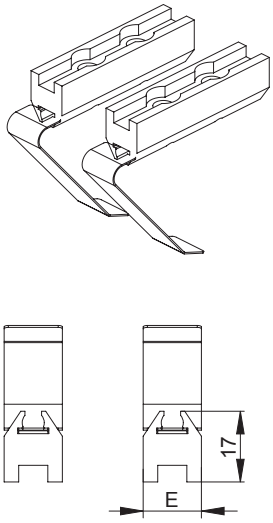

5 Art. 8000.14

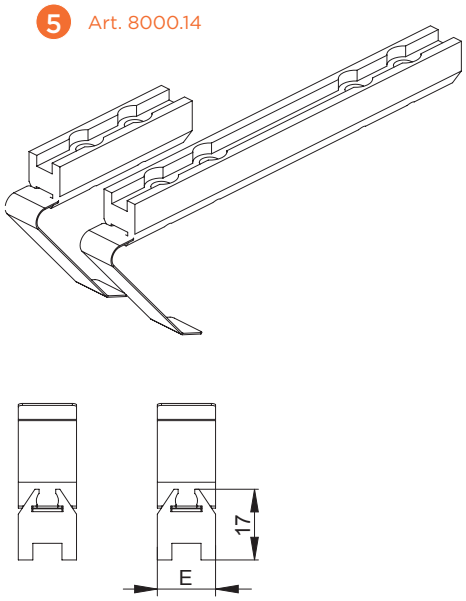

6 Art. 8010.16

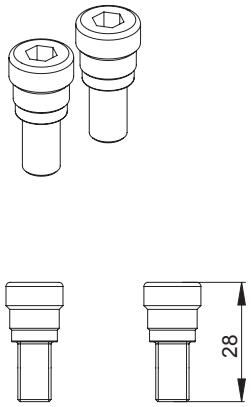

DESCRIZIONE *DESCRIPTION*	ART	E	
Coppia di contropiastre per cerniera a 2 ali *Counterplates for 2 wings hinge*	8000.9	20	1
Coppia di contropiastre per cerniera a 3 ali *Counterplates for 3 wings hinge*	8010.10	20	2
Contropiastra in nylon *Nylon counterplate*	8000.12	---	3
Coppia contropiastre ridotte per cerniera a 2 ali *Reduced Counterplates for 2 wings hinge*	8000.13	14	4
Kit contropiastre ridotte per cerniera a 3 ali *Reduced counterplates for 3 wings hinge*	8000.14	14	5
Vite di fissaggio M8 x 28mm (2 pz) *Fixing screws M8 X 28mm (2 pz)*	8010.16	---	6

DESCRIZIONE *DESCRIPTION*	ART	E	
Kit contropiastre per cerniera a 2 ali con viti *Counterplates for 2 wings hinge with screws*	8010.17	20	1 + 6
Kit contropiastre per cerniera a 3 ali con viti *Counterplates for 3 wings hinge with screws*	8010.18	20	2 + 6
Kit contropiastre ridotte per cerniera a 2 ali con viti *Reduced Counterplates for 2 wings hinge with screws*	8000.39	14	4 + 6
Kit contropiastre ridotte per cerniera a 3 ali con viti *Reduced counterplates for 3 wings hinge with screws*	8000.40	14	5 + 6
Contropiastra in nylon con viti *Nylon counterplate with screws*	8010.19	---	3 + 6

FISSAGGI NEW BIG

FISSAGGI CERNIERE PORTE PROFILI TAGLIO TERMICO

Fissaggi cerniere porte profili taglio termico | Thermal break fixing | Fixation pour les profilés à rupture thermique | Fijación para perfiles de corte térmico



Perni di centraggio e perni ad espansione con vite in acciaio zincato.

Centering pins and expansion bushes in galvanized steel.

Pivots de centrage et bagues de agrandissement en acier zingué

Pernios de centrado y expansión casquillos en acero cincado

ART.	8010.13 | 8010.14 | 8010.15			
Imballo | Package | Conditionnement | Embalaje	20 Cp			
Finiture disponibili | Available finishes Finitions disponibles | Acabados disponibles	1	2	3	4

Art. 8010.1X - Perni di centraggio TT
Taglio termico - *Thermal break fixing*

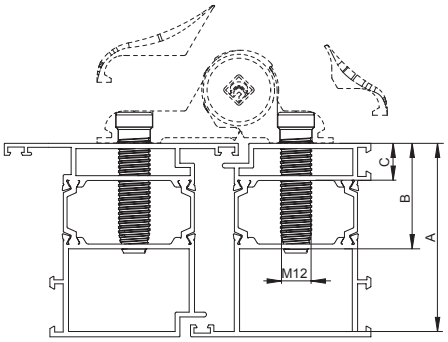

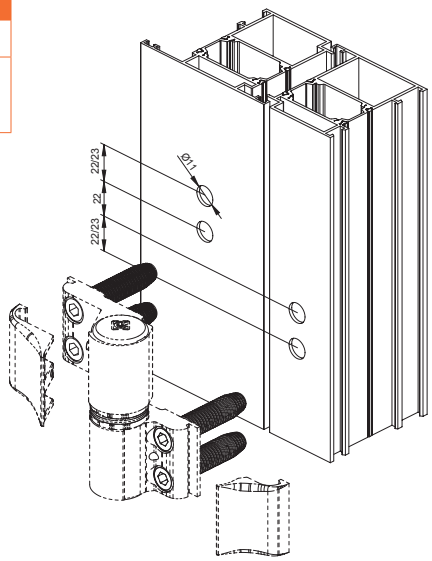

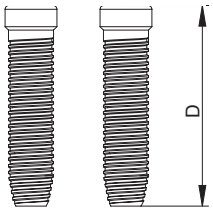

FISSAGGIO CON PERNI DI CENTRAGGIO SU PROFILI TAGLIO TERMICO
FIXING BY CENTERING PINS ON THERMAL BREAK PROFILES

ART.	D	DIMENSIONE MIN. CAMERA INTERNA *MIN.DIMENSION INTERNAL GROOVE* (A)	DIMENSIONE MAX CAMERA DI SERRAGGIO *TIGHTENING GROOVE MAX. DIMENSION* (B - C)	APPLICAZIONE *APPLICATION*	
8010.13	53 mm	≥ 43 mm	≤ 31,5 mm	Per ala cerniera senza gradini *For wing of hinge without steps*	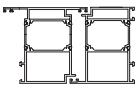
8010.14	68 mm	≥ 58 mm	≤ 46,5 mm		
8010.15	79 mm	≥ 69 mm	≤ 57,5 mm		
8010.13	53 mm	≥ 36 mm	≤ 24,5 mm	Per ala cerniera con gradini di 7mm *For wing of hinge with 7mm steps*	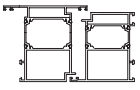
8010.14	68 mm	≥ 51 mm	≤ 39,5 mm		
8010.15	79 mm	≥ 62 mm	≤ 50,5 mm		
8010.13	53 mm	≥ 34,5 mm	≤ 23 mm	Per ala cerniera con gradini di 8,5mm e 9mm *For wing of hinge with 8,5mm e 9mm steps*	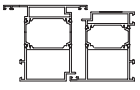
8010.14	68 mm	≥ 49,5 mm	≤ 38 mm		
8010.15	79 mm	≥ 60,5 mm	≤ 49 mm		
8010.13	53 mm	≥ 33 mm	≤ 21,5 mm	Per ala cerniera con gradini di 10mm e 12mm *For wing of hinge with 10mm e 12mm steps*	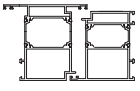
8010.14	68 mm	≥ 48 mm	≤ 36,5 mm		
8010.15	79 mm	≥ 59 mm	≤ 47,5 mm		
8010.13	53 mm	≥ 27 mm	≤ 15,5 mm	Per ala cerniera con gradini di 16mm *For wing of hinge with 16mm steps*	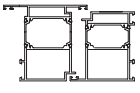
8010.14	68 mm	≥ 42 mm	≤ 30,5 mm		
8010.15	79 mm	≥ 53 mm	≤ 41,5 mm		

DINAMIKA

CERNIERA A 2 ALI PER PORTE CON REGOLAZIONI INDIPENDENTI

BREVETTATO PATENTED · 3D · 2,5 · 5 · 6

Cerniera per porte | Door hinge
Paumelle pour portes | Bisagra para puertas



Corpo base cerniera, carter in alluminio estruso. grani di fissaggio in Acciaio Inox AISI 303. Grano di regolazione in Acciaio Zincato. Boccole in Zama. Boccole in Derlyn. Tappi cerniera in materiale plastico (Nylon Pa6).

Hinge base body and body in extruded aluminium. locking set screws in stainless steel AISI 303. Galvanized steel adjustment set screw. Zamak bushings. Derlyn Bushings Hinge caps in plastic (Nylon Pa6)

Corps base charnière, carter en aluminium extrudé. goujons de fixation en acier inox AISI 303. Goujon de réglage en acier galvanisé. Bagues en zamac. Bagues en Derlyn. Bouchons charnière en matériau plastique (Nylon Pa6)

Cuerpo base de bisagra, cárter de aluminio extruido. tornillos prisioneros de fijación de acero inoxidable AISI 303. Tornillo prisionero de regulación de acero galvanizado. Casquillos de Zamak. Casquillos de Derlyn. Tapones bisagra de material plástico (Nailon Pa6)

CE
0407-CPD-518 (IG-042-2012)
EN 1935:2002/AC:2003
1.000.000
cycles / cicli

ART.	8010 | 8011 | 8012 | 8013 | 8014			
Imballo | Package | Conditionnement | Embalaje	20 PZ			
Finiture disponibili | Available finishes Finitions disponibles | Acabados disponibles	1	2	3	4

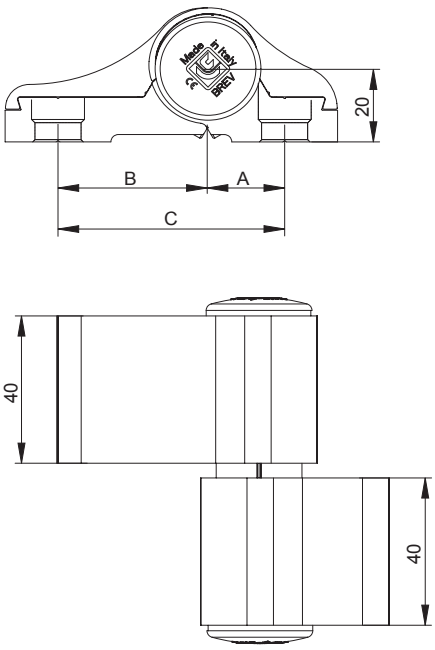

Interasse 22
Interaxis 22

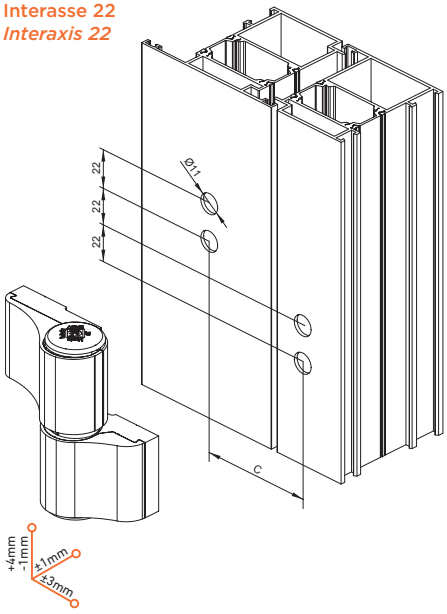

DINAMIKA 2 ALI *DINAMIKA 2 WING*			
ART	A	B	C
8010	20.5	39.5	60
8011	20.5	46.5	67
8012	39.5	39.5	79
8013	39.5	46.5	86
8014	46.5	46.5	93

Diagramma portata | Load chart pag.

DINAMIKA

CERNIERA A 3 ALI PER PORTE CON REGOLAZIONI INDIPENDENTI

BREVETTATO PATENTED · 3D · 2,5 · 5 · 6

Cerniera per porte | Door hinge
Paumelle pour portes | Bisagra para puertas



Corpo base cerniera, carter in alluminio estruso. grani di fissaggio in Acciaio Inox AISI 303. Grano di regolazione in Acciaio Zincato. Boccole in Zama. Boccole in Derlyn. Tappi cerniera in materiale plastico (Nylon Pa6).

Hinge base body and body in extruded aluminium. locking set screws in stainless steel AISI 303. Galvanized steel adjustment set screw. Zamak bushings. Derlyn Bushings Hinge caps in plastic (Nylon Pa6).

Corps base charnière, carter en aluminium extrudé. goujons de fixation en acier inox AISI 303. Goujon de réglage en acier galvanisé. Bagues en zamac. Bagues en Derlyn. Bouchons charnière en matériau plastique (Nylon Pa6).

Cuerpo base de bisagra, cárter de aluminio extruido. tornillos prisioneros de fijación de acero inoxidable AISI 303. Tornillo prisionero de regulación de acero galvanizado. Casquillos de Zamak. Casquillos de Derlyn. Tapones bisagra de material plástico (Nailon Pa6).

CE
0407-CPD-518 (IG-042-2012)
EN 1935:2002/AC:2003
1.000.000
cycles / cicli

ART.	8010.11 | 8011.11 | 8012.11 | 8013.11 | 8014.11			
Imballo | Package | Conditionnement | Embalaje	8 PZ			
Finiture disponibili | Available finishes Finitions disponibles | Acabados disponibles	1	2	3	4

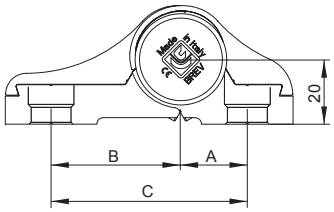

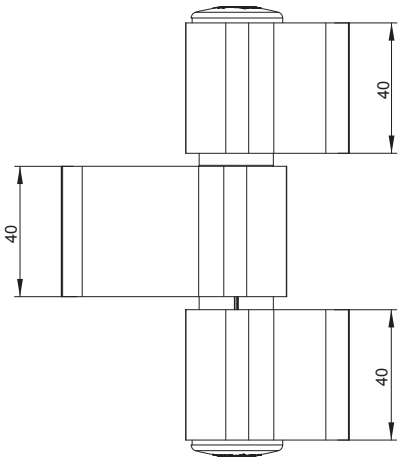

Interasse 22
Interaxis 22

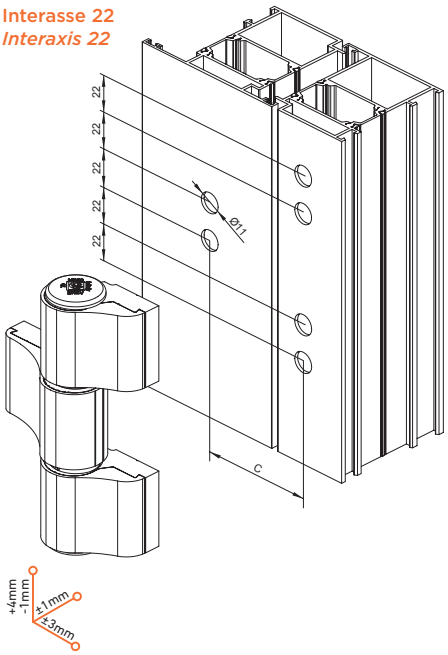

DINAMIKA 3 ALI *DINAMIKA 3 WING*			
ART	A	B	C
8010.11	20.5	39.5	60
8011.11	20.5	46.5	67
8012.11	39.5	39.5	79
8013.11	39.5	46.5	86
8014.11	46.5	46.5	93

DINAMIKA

CERNIERA AD ANGOLO A 2 ALI PER PORTE CON REGOLAZIONI INDIPENDENTI

BREVETTATO PATENTED · 3D · 3 · 6 · 10

Cerniera per porte | Door hinge
Paumelle pour portes | Bisagra para puertas



Corpo base cerniera, carter in alluminio estruso. grani di fissaggio in Acciaio Inox AISI 303. Grano di regolazione in Acciaio Zincato. Boccole in Zama. Boccole in Derlyn. Tappi cerniera in materiale plastico (Nylon Pa6).

Hinge base body and body in extruded aluminium. locking set screws in stainless steel AISI 303. Galvanized steel adjustment set screw. Zamak bushings. Derlyn Bushings Hinge caps in plastic (Nylon Pa6).

Corps base charnière, carter en aluminium extrudé. goujons de fixation en acier inox AISI 303. Goujon de réglage en acier galvanisé. Bagues en zamac. Bagues en Derlyn. Bouchons charnière en matériau plastique (Nylon Pa6).

Cuerpo base de bisagra, cárter de aluminio extruido. tornillos prisioneros de fijación de acero inoxidable AISI 303. Tornillo prisionero de regulación de acero galvanizado. Casquillos de Zamak. Casquillos de Derlyn. Tapones bisagra de material plástico (Nailon Pa6).

CE
0407-CPD-518 (IG-042-2012)
EN 1935:2002/AC:2003
1.000.000
cycles / cicli

ART.	8011.50			
Imballo | Package | Conditionnement | Embalaje	20 PZ			
Finiture disponibili | Available finishes Finitions disponibles | Acabados disponibles	1	2	3	4

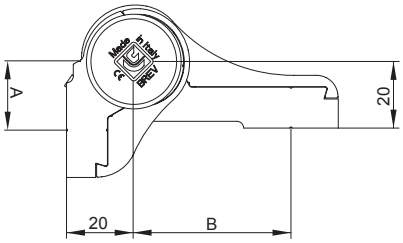

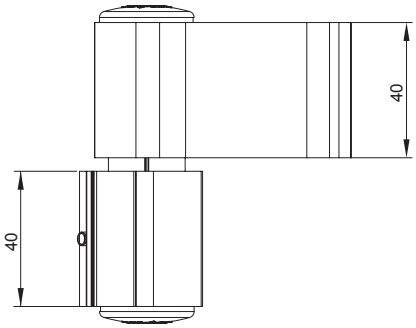

Interasse 22
Interaxis 22

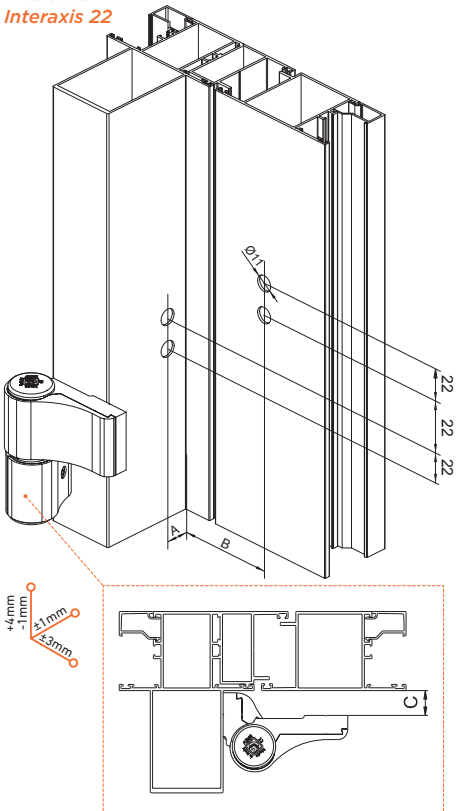

DINAMIKA 2 ALI *DINAMIKA 2 WING*			
ART	A	B	C
8011.50	14	46.5	16

Diagramma portata | Load chart pag.

DINAMIKA

CERNIERA AD ANGOLO A 3 ALI PER PORTE CON REGOLAZIONI INDIPENDENTI (BREVETTATA)

Cerniera per porte | Door hinge
Paumelle pour portes | Bisagra para puertas

BREVETTATO PATENTED · 3D · 3 · 6 · 10



Corpo base cerniera, carter in alluminio estruso. grani di fissaggio in Acciaio Inox AISI 303. Grano di regolazione in Acciaio Zincato. Boccole in Zama. Boccole in Derlyn. Tappi cerniera in materiale plastico (Nylon Pa6).

Hinge base body and body in extruded aluminium. locking set screws in stainless steel AISI 303. Galvanized steel adjustment set screw. Zamak bushings. Derlyn Bushings Hinge caps in plastic (Nylon Pa6).

Corps base charnière, carter en aluminium extrudé. goujons de fixation en acier inox AISI 303. Goujon de réglage en acier galvanisé. Bagues en zamac. Bagues en Derlyn. Bouchons charnière en matériau plastique (Nylon Pa6).

Cuerpo base de bisagra, cárter de aluminio extruido. tornillos prisioneros de fijación de acero inoxidable AISI 303. Tornillo prisionero de regulación de acero galvanizado. Casquillos de Zamak. Casquillos de Derlyn. Tapones bisagra de material plástico (Nailon Pa6).

CE
0407-CPD-518 (IG-042-2012)
EN 1935:2002/AC:2003
1.000.000
cycles / cicli

ART.	8011.51				8011G.51			
Imballo | Package | Conditionnement | Embalaje	8 PZ				2 PZ			
Finiture disponibili | Available finishes Finitions disponibles | Acabados disponibles	1	2	3	4	1	2	3	4

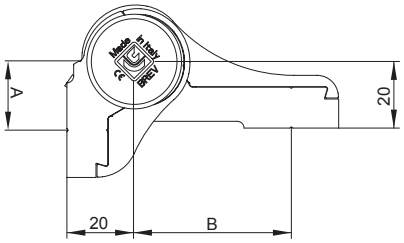

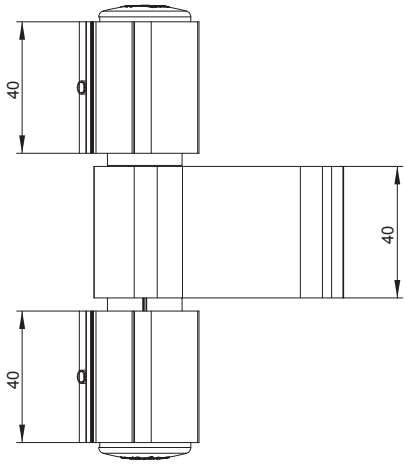

Diagramma portata | Load chart pag.

Interasse 22
Interaxis 22

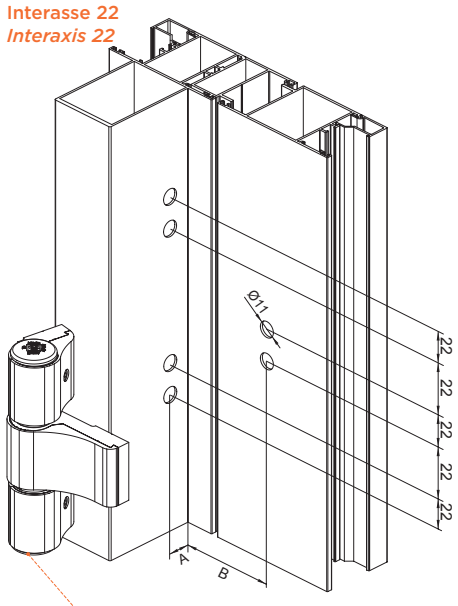

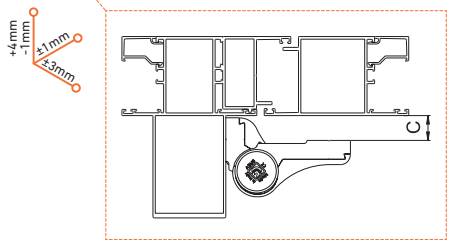

DINAMIKA 3 ALI *DINAMIKA 3 WING*			
ART	A	B	C
8011.51	14	46.5	16

H	600	700	800	900	1000	1100	1200	1300	1400	1500	1600	1700	1800	1900	2000
4000	100%	100%	100%	100%	100%	100%	100%	100%	100%	100%	100%	100%	100%	100%	100%
3900	100%	100%	100%	100%	100%	100%	100%	100%	100%	100%	100%	100%	100%	100%	100%
3800	100%	100%	100%	100%	100%	100%	100%	100%	100%	100%	100%	100%	100%	100%	100%
3700	100%	100%	100%	100%	100%	100%	100%	100%	100%	100%	100%	100%	100%	100%	100%
3600	100%	100%	100%	100%	100%	100%	100%	100%	100%	100%	100%	100%	100%	100%	100%
3500	100%	100%	100%	100%	100%	100%	100%	100%	100%	100%	100%	100%	100%	100%	100%
3400	100%	100%	100%	100%	100%	100%	100%	100%	100%	100%	100%	100%	100%	100%	100%
3300	100%	100%	100%	100%	100%	100%	100%	100%	100%	100%	100%	100%	100%	100%	100%
3200	100%	100%	100%	100%	100%	100%	100%	100%	100%	100%	100%	100%	100%	100%	100%
3100	100%	100%	100%	100%	100%	100%	100%	100%	100%	100%	100%	100%	100%	100%	95%
3000	100%	100%	100%	100%	100%	100%	100%	100%	100%	100%	100%	100%	100%	98%	90%
2900	100%	100%	100%	100%	100%	100%	100%	100%	100%	100%	100%	100%	100%	93%	85%
2800	100%	100%	100%	100%	100%	100%	100%	100%	100%	100%	100%	100%	96%	87%	80%
2700	100%	100%	100%	100%	100%	100%	100%	100%	100%	100%	100%	99%	90%	82%	75%
2600	100%	100%	100%	100%	100%	100%	100%	100%	100%	100%	100%	93%	84%	77%	70%
2500	100%	100%	100%	100%	100%	100%	100%	100%	100%	100%	96%	87%	79%	72%	65%
2400	100%	100%	100%	100%	100%	100%	100%	100%	100%	100%	90%	81%	73%	66%	60%
2300	100%	100%	100%	100%	100%	100%	100%	100%	100%	93%	84%	75%	68%	61%	55%
2200	100%	100%	100%	100%	100%	100%	100%	100%	97%	87%	78%	69%	62%	56%	50%
2100	100%	100%	100%	100%	100%	100%	100%	100%	90%	80%	71%	64%	57%	51%	45%
2000	100%	100%	100%	100%	100%	100%	100%	94%	83%	73%	65%	58%	51%	45%	40%
1900	100%	100%	100%	100%	100%	100%	98%	86%	76%	67%	59%	52%	46%	40%	35%
1800	100%	100%	100%	100%	100%	100%	90%	78%	69%	60%	53%	46%	40%	35%	30%
1700	100%	100%	100%	100%	100%	95%	82%	71%	61%	53%	46%	40%	34%	29%	25%
1600	100%	100%	100%	100%	100%	85%	73%	63%	54%	47%	40%	34%	29%	24%	20%
1500	100%	100%	100%	100%	90%	76%	65%	55%	47%	40%	34%	28%	23%	N.D.	N.D.
1400	100%	100%	100%	96%	80%	67%	57%	48%	40%	33%	28%	22%	N.D.	N.D.	N.D.
1300	100%	100%	100%	84%	70%	58%	48%	40%	33%	27%	21%	N.D.	N.D.	N.D.	N.D.
1200	100%	100%	90%	73%	60%	49%	40%	32%	26%	20%	N.D.	N.D.	N.D.	N.D.	N.D.
1100	100%	97%	78%	62%	50%	40%	32%	25%	N.D.	N.D.	N.D.	N.D.	N.D.	N.D.	N.D.
1000	100%	83%	65%	51%	40%	31%	23%	N.D.	N.D.	N.D.	N.D.	N.D.	N.D.	N.D.	N.D.

L

Indipendetemente dal peso della porta, per porte sottoposte ad un intenso utilizzo come nel caso di edifici aperti al pubblico, porte con chiudiporta o porte ad azionamento motorizzato il limite di impiego è limitato a H 3000 e L 1400 con l'utilizzo della terza o quarta cerniera (cerniera blu) come da diagramma.
Whatever the door weight, doors subject to heavy duty, such as pubblic building, doors with closers or automatic doors have a limited range of application limiteted to H 3000 and L 1400 and must be fitted with an addition hinge (blue hinge) as in the diagram.

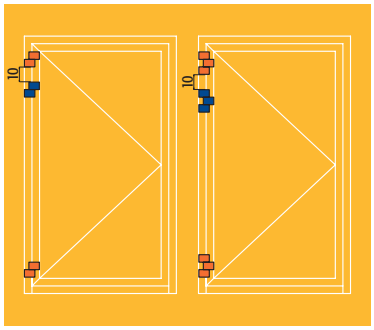

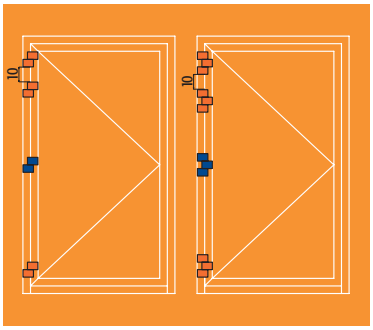

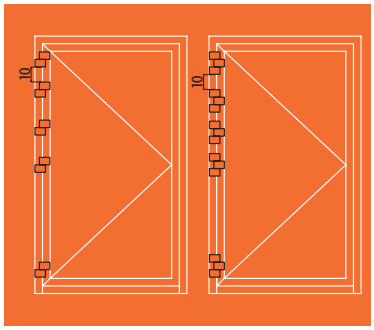

Esempio
1. Dim. LxH (WxH) 1200x2200 = 100% Portata 2 cerniere (Load Capacity 2 hinges)
2. Dim. LxH (WxH) 1600x2200 = 78% Portata 3 cerniere (Load Capacity 3 hinges)
3. Dim. LxH (WxH) 1400x3300 = 100% Portata 4 cerniere (Load Capacity 4 hinges)

I diagrammi hanno validità per spessore profili | Load charts is for profiles thickness) ≥ a 1,7 mm

ART	PORTATA *LOAD CAPACITY*
	100% = 160kg
	100% = 200 kg

GRADINI DINAMIKA

GRADINI PER CERNIERA PER PORTE

Gradini per Dinamika | Dinamika steps | Etapes de Dinamika | Pasos para Dinamika



Alluminio estruso
e vite M8 x 40/50

Extruded
aluminum,
M8 x 40/50

Aluminium
extrudé,
M8 x 40/50

Aluminio
extruido,
M8 x 40/50

ART.	TUTTI | ALL | TOUS | TODOS			
Imballo | Package | Conditionnement | Embalaje	20 Pz			
Finiture disponibili | Available finishes Finitions disponibles | Acabados disponibles	1	2	3	4

Art. 8010.5 Gradini Taglio freddo Dinamika + viti di fissaggio
New Big step for cold profile + fixing screw

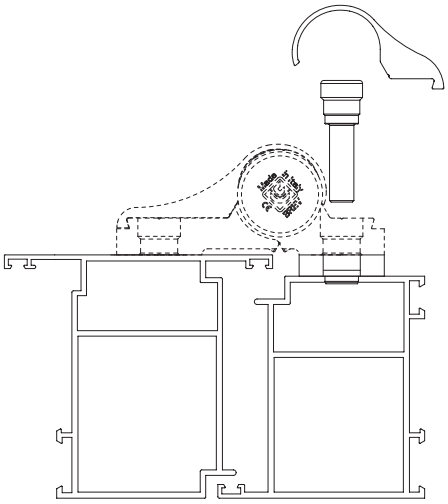

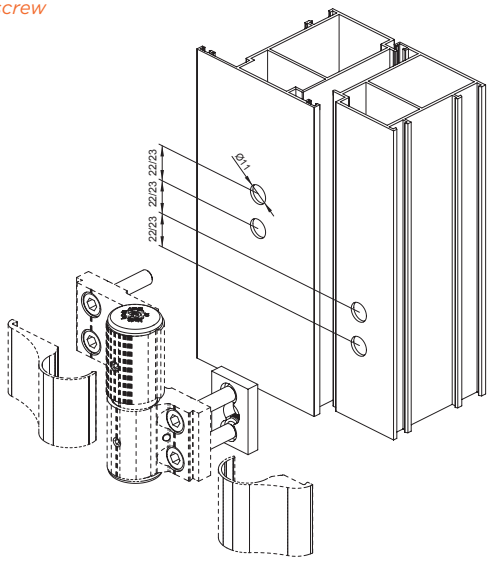

ART int.22	D	E
8010.5	40	7
8010.6	40	8.5
8010.7	40	10
8010.8	50	16

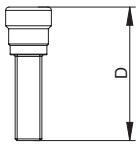

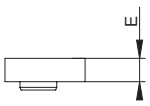

Art. 8010.25 Gradini Taglio termico Dinamika
Thermal break step

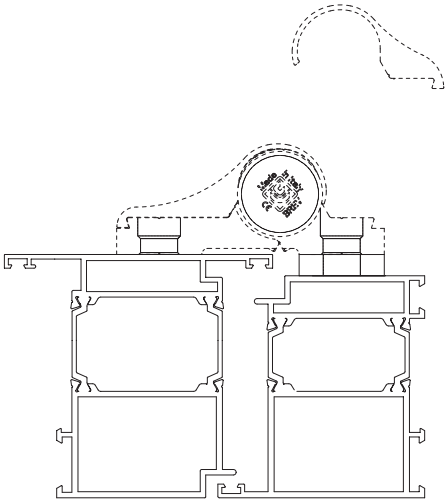

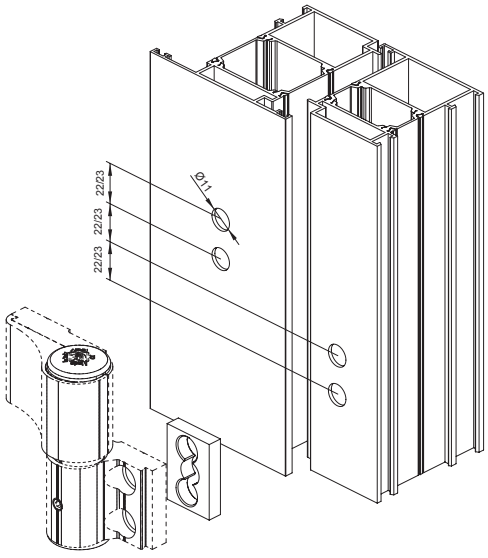

ART int.22	E
8010.25	7
8010.26	8.5
8010.27	10
8010.28	16
8010.29	9
8010.30	12

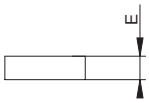

FISSAGGI DINAMIKA

FISSAGGI CERNIERE PORTE PROFILI TAGLIO FREDDO

Fissaggi cerniere porte profili freddi | Cold profile fixing | Fixation pour les profilés froids | Fijación para perfiles frío



Alluminio estruso, molla zincata e viti M8xX

Extruded aluminum, galvanized steel spring and screws M8XX

Aluminium extrudé, ressort en acier zingué et vis M8XX

Aluminio extruido, muelle en acero cincado y tornillos M8XX

ART.	8000.9 | 8000.10 8000.13 | 8000.14 8000.16 | 8000.17 8000.18 | 8000.39 8000.40			
Imballo | Package | Conditionnement | Embalaje	50 Pz			
Finiture disponibili | Available finishes Finitions disponibles | Acabados disponibles	1	2	3	4

Art. 80XX.XX - Fissaggi per taglio freddo - Cold profile fixing

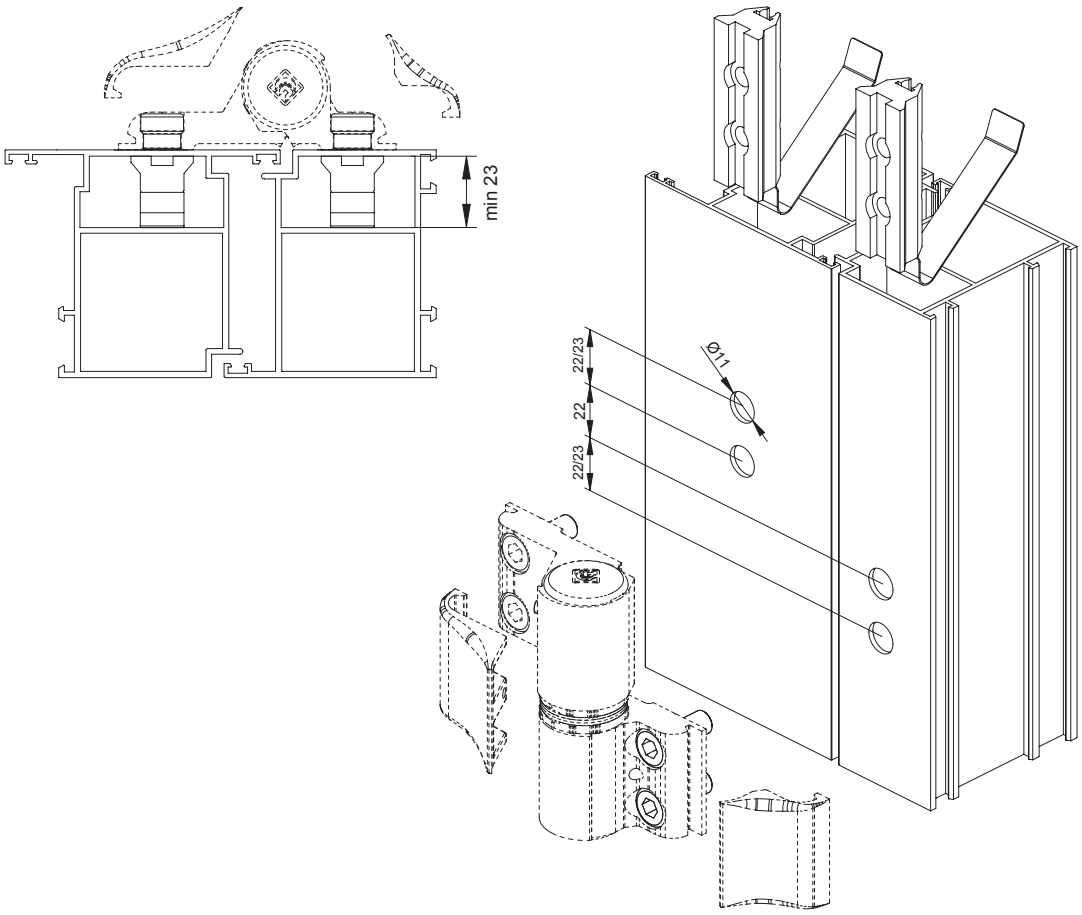

1 Art. 8000.9

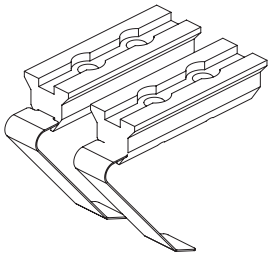

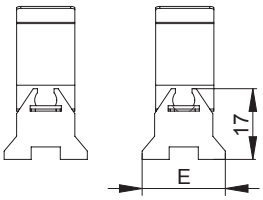

2 Art. 8010.10

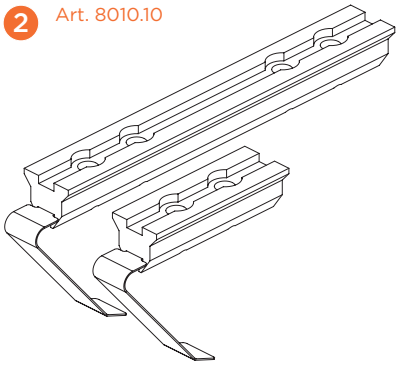

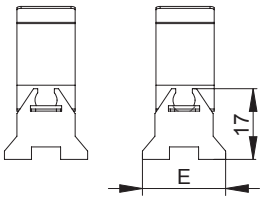

3 Art. 8000.13

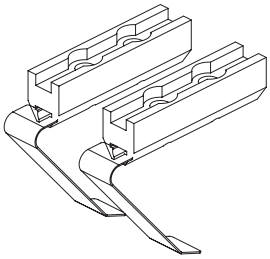

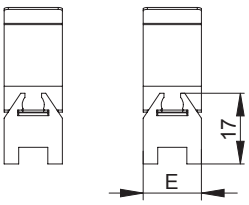

4 Art. 8000.14

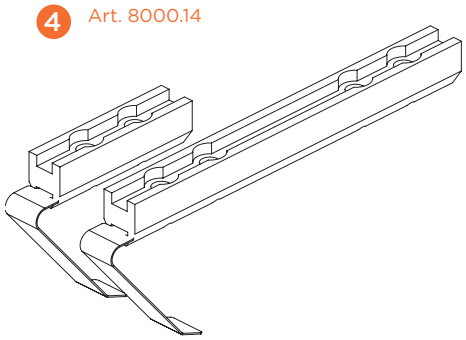

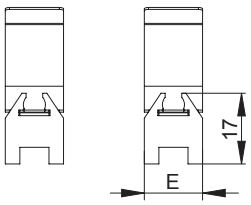

5 Art. 8010.16

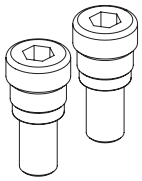

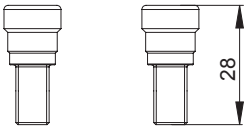

DESCRIZIONE *DESCRIPTION*	ART Int. 22	E	
Coppia di contropiastre per cerniera a 2 ali *Counterplates for 2 wings hinge*	8000.9	20	1
Coppia di contropiastre per cerniera a 3 ali *Counterplates for 3 wings hinge*	8010.10	20	2
Coppia contropiastre ridotte per cerniera a 2 ali *Reduced Counterplates for 2 wings hinge*	8000.13	14	3
Kit contropiastre ridotte per cerniera a 3 ali *Reduced counterplates for 3 wings hinge*	8000.14	14	4
Vite di fissaggio M8 x 28mm (2 pz) *Fixing screws M8 X 28mm (2 pz)*	8010.16	---	5

DESCRIZIONE *DESCRIPTION*	ART Int. 22	E	
Kit contropiastre per cerniera a 2 ali con viti *Counterplates for 2 wings hinge with screws*	8010.17	20	1 + 5 + 5
Kit contropiastre per cerniera a 3 ali con viti *Counterplates for 3 wings hinge with screws*	8010.18	20	2 + 5 + 5 + 5
Kit contropiastre ridotte per cerniera a 2 ali con viti *Reduced Counterplates for 2 wings hinge with screws*	8000.39	14	3 + 5 + 5
Kit contropiastre ridotte per cerniera a 3 ali con viti *Reduced counterplates for 3 wings hinge with screws*	8000.40	14	4 + 5 + 5 + 5

FISSAGGI DINAMIKA

FISSAGGI CERNIERE PORTE PROFILI TAGLIO TERMICO

Fissaggi cerniere porte profili taglio termico | Thermal break fixing | Fixation pour les profilés à rupture thermique | Fijación para perfiles de corte térmico



Perni di centraggio e perni ad espansione con vite in acciaio zincato.

Centering pins and expansion bushes in galvanized steel.

Pivots de centrage et bagues de agrandissement en acier zingué

Pernios de centrado y expansión casquillos en acero cincado

ART.	8010.13 | 8010.14 | 8010.15			
Imballo | Package | Conditionnement | Embalaje	20 Cp			
Finiture disponibili | Available finishes Finitions disponibles | Acabados disponibles	1	2	3	4

Art. 8010.1X - Perni di centraggio TT
Taglio termico - *Thermal break fixing*

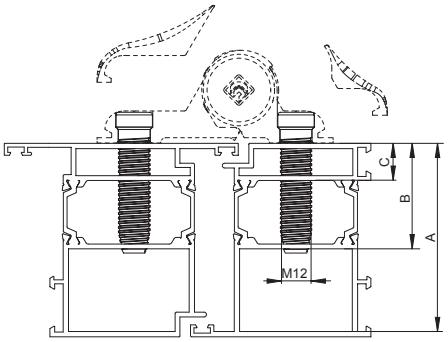

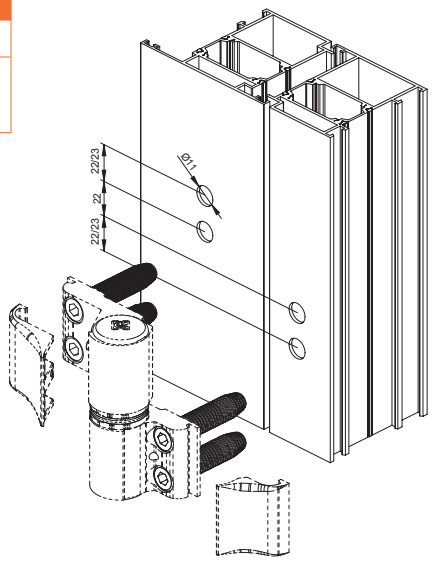

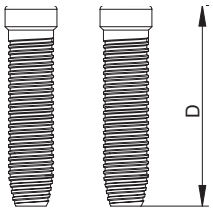

FISSAGGIO CON PERNI DI CENTRAGGIO SU PROFILI TAGLIO TERMICO
FIXING BY CENTERING PINS ON THERMAL BREAK PROFILES

ART.	D	DIMENSIONE MIN. CAMERA INTERNA *MIN.DIMENSION INTERNAL GROOVE* (A)	DIMENSIONE MAX CAMERA DI SERRAGGIO *TIGHTENING GROOVE MAX. DIMENSION* (B - C)	APPLICAZIONE *APPLICATION*	
8010.13	53 mm	≥ 43 mm	≤ 31,5 mm	Per ala cerniera senza gradini *For wing of hinge without steps*	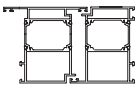
8010.14	68 mm	≥ 58 mm	≤ 46,5 mm		
8010.15	79 mm	≥ 69 mm	≤ 57,5 mm		
8010.13	53 mm	≥ 36 mm	≤ 24,5 mm	Per ala cerniera con gradini di 7mm *For wing of hinge with 7mm steps*	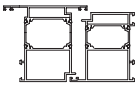
8010.14	68 mm	≥ 51 mm	≤ 39,5 mm		
8010.15	79 mm	≥ 62 mm	≤ 50,5 mm		
8010.13	53 mm	≥ 34,5 mm	≤ 23 mm	Per ala cerniera con gradini di 8,5mm e 9mm *For wing of hinge with 8,5mm e 9mm steps*	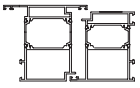
8010.14	68 mm	≥ 49,5 mm	≤ 38 mm		
8010.15	79 mm	≥ 60,5 mm	≤ 49 mm		
8010.13	53 mm	≥ 33 mm	≤ 21,5 mm	Per ala cerniera con gradini di 10mm e 12mm *For wing of hinge with 10mm e 12mm steps*	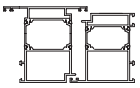
8010.14	68 mm	≥ 48 mm	≤ 36,5 mm		
8010.15	79 mm	≥ 59 mm	≤ 47,5 mm		
8010.13	53 mm	≥ 27 mm	≤ 15,5 mm	Per ala cerniera con gradini di 16mm *For wing of hinge with 16mm steps*	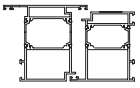
8010.14	68 mm	≥ 42 mm	≤ 30,5 mm		
8010.15	79 mm	≥ 53 mm	≤ 41,5 mm		

DINAMIKA

CERNIERA A 2 ALI PER PORTE CON ALA TELAIO RIDOTTA E REGOLAZIONI INDIPENDENTI

BREVETTATO PATENTED · 3D · 2,5 · 5 · 6

Cerniera per porte con ala telaio ridotta | Door hinge with reduced wing frame | Paumelle pour portes avec lame réduit | Bisagra para puerta con ala de marco reducida



Corpo base cerniera, carter in alluminio estruso. grani di fissaggio in Acciaio Inox AISI 303. Grano di regolazione in Acciaio Zincato. Boccole in Zama. Boccole in Derlyn. Tappi cerniera in materiale plastico (Nylon Pa6). Cerniera per porte a 2 ali con ala maschio ridotta.

Hinge base body and body in extruded aluminium. locking set screws in stainless steel AISI 303. Galvanized steel adjustment set screw. Zamak bushings. Derlyn Bushings Hinge caps in plastic (Nylon Pa6). 2 Wings Hinge with reduced wing frame.

Corps base charnière, carter en aluminium extrudé. goujons de fixation en acier inox AISI 303. Goujon de réglage en acier galvanisé. Bagues en zamac. Bagues en Derlyn. Bouchons charnière en matériau plastique (Nylon Pa6). Paumelle 2 lames avec lame réduit.

Cuerpo base de bisagra, cárter de aluminio extruido. tornillos prisioneros de fijación de acero inoxidable AISI 303. Tornillo prisionero de regulación de acero galvanizado. Casquillos de Zamak. Casquillos de Derlyn. Tapones bisagra de material plástico (Nailon Pa6). Bisagras 2 alas con ala de marco reducida.

ART.	8015 | 8016			
Imballo | Package | Conditionnement | Embalaje	20 PZ			
Finiture disponibili | Available finishes Finitions disponibles | Acabados disponibles	1	2	3	4

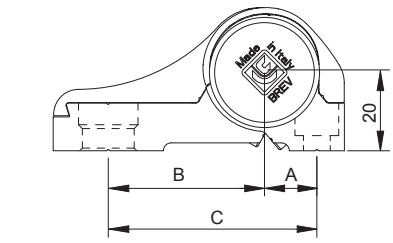

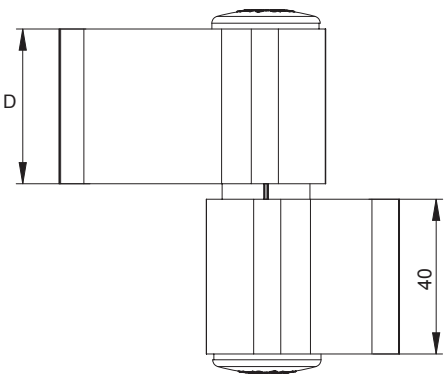

Interasse 22
Interaxis 22

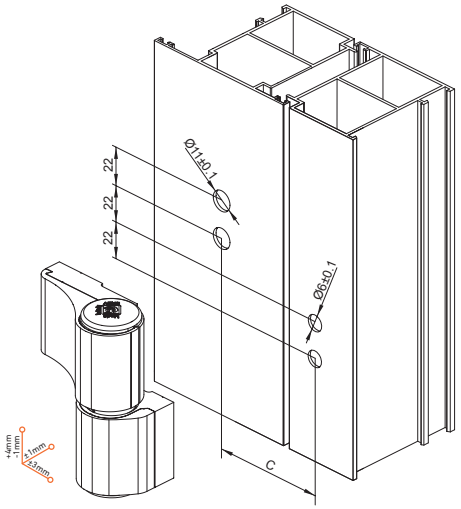

DINAMIKA 2 ALI *DINAMIKA 2 WING*				
ART	A	B	C	D
8015	13,5	39,5	53	40
8016	13,5	46,5	60	40

Vedi Diagramma Portata
See Load Chart

DINAMIKA

CERNIERA A 2 ALI PER PORTE CON ALA TELAIO RIDOTTA E REGOLAZIONI INDIPENDENTI

BREVETTATO PATENTED · 3D · 2,5 · 5 · 6



Cerniera per porte con ala telaio ridotta | Door hinge with reduced wing frame | Paumelle pour portes avec lame réduit | Bisagra para puerta con ala de marco reducida

Corpo base cerniera, carter in alluminio estruso. grani di fissaggio in Acciaio Inox AISI 303. Grano di regolazione in Acciaio Zincato. Boccole in Zama. Boccole in Derlyn. Tappi cerniera in materiale plastico (Nylon Pa6). Cerniera per porte a 2 ali con ala maschio ridotta.

Hinge base body and body in extruded aluminium. locking set screws in stainless steel AISI 303. Galvanized steel adjustment set screw. Zamak bushings. Derlyn Bushings Hinge caps in plastic (Nylon Pa6). 2 Wings Hinge with reduced wing frame.

Corps base charnière, carter en aluminium extrudé. goujons de fixation en acier inox AISI 303. Goujon de réglage en acier galvanisé. Bagues en zamac. Bagues en Derlyn. Bouchons charnière en matériau plastique (Nylon Pa6). Paumelle 2 lames avec lame réduit.

Cuerpo base de bisagra, cárter de aluminio extruido. tornillos prisioneros de fijación de acero inoxidable AISI 303. Tornillo prisionero de regulación de acero galvanizado. Casquillos de Zamak. Casquillos de Derlyn. Tapones bisagra de material plástico (Nailon Pa6). Bisagras 2 alas con ala de marco reducida.

ART.	8015.11 | 8016.11 8015G.11 | 8016G.11			
Imballo | Package | Conditionnement | Embalaje	8 PZ			
Finiture disponibili | Available finishes Finitions disponibles | Acabados disponibles	1	2	3	4

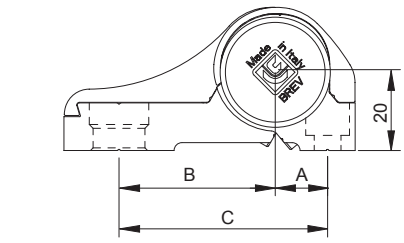

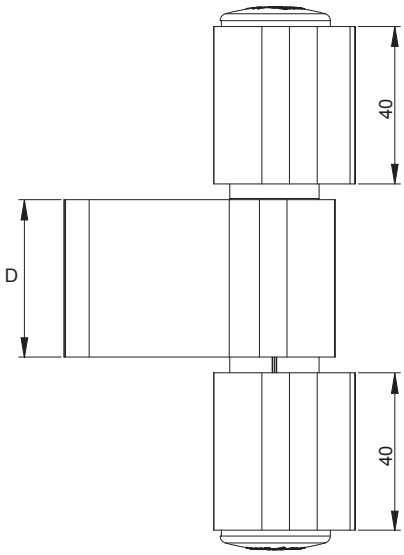

Interasse 22
Interaxis 22

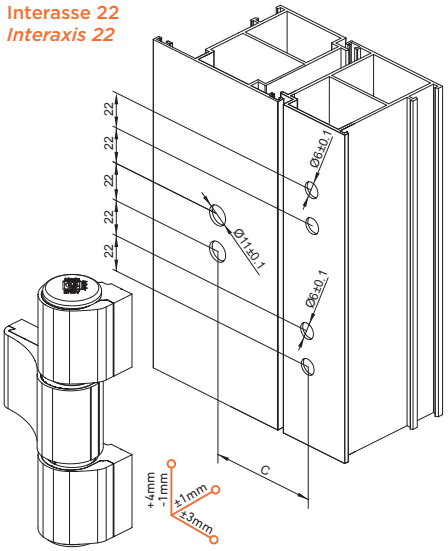

DINAMIKA 3 ALI *DINAMIKA 3 WING*				
ART	A	B	C	D
8015.11	13,5	39,5	53	40
8016.11	13,5	46,5	60	40

Interasse 23
Interaxis 23

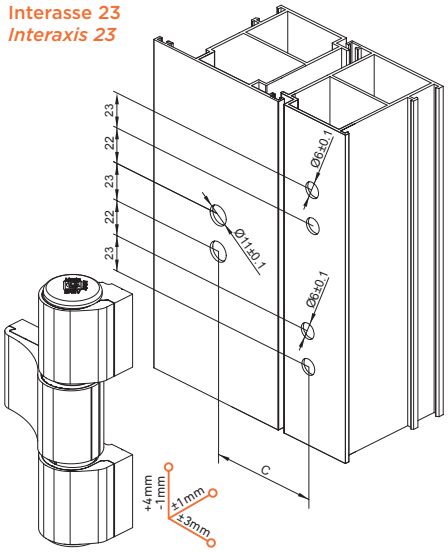

DINAMIKA 3 ALI *DINAMIKA 3 WING*				
ART	A	B	C	D
8015G.11	13,5	39,5	53	42
8016G.11	13,5	46,5	60	42

Vedi Diagramma Portata | *See Load Chart*

H \ L	600	700	800	900	1000	1100	1200	1300	1400	1500	1600	1700	1800	1900	2000
4000	100%	100%	100%	100%	100%	100%	100%	100%	100%	100%	100%	100%	100%	100%	100%
3900	100%	100%	100%	100%	100%	100%	100%	100%	100%	100%	100%	100%	100%	100%	100%
3800	100%	100%	100%	100%	100%	100%	100%	100%	100%	100%	100%	100%	100%	100%	100%
3700	100%	100%	100%	100%	100%	100%	100%	100%	100%	100%	100%	100%	100%	100%	100%
3600	100%	100%	100%	100%	100%	100%	100%	100%	100%	100%	100%	100%	100%	100%	100%
3500	100%	100%	100%	100%	100%	100%	100%	100%	100%	100%	100%	100%	100%	100%	100%
3400	100%	100%	100%	100%	100%	100%	100%	100%	100%	100%	100%	100%	100%	100%	100%
3300	100%	100%	100%	100%	100%	100%	100%	100%	100%	100%	100%	100%	100%	100%	100%
3200	100%	100%	100%	100%	100%	100%	100%	100%	100%	100%	100%	100%	100%	100%	100%
3100	100%	100%	100%	100%	100%	100%	100%	100%	100%	100%	100%	100%	100%	100%	95%
3000	100%	100%	100%	100%	100%	100%	100%	100%	100%	100%	100%	100%	100%	98%	90%
2900	100%	100%	100%	100%	100%	100%	100%	100%	100%	100%	100%	100%	100%	93%	85%
2800	100%	100%	100%	100%	100%	100%	100%	100%	100%	100%	100%	100%	96%	87%	80%
2700	100%	100%	100%	100%	100%	100%	100%	100%	100%	100%	100%	99%	90%	82%	75%
2600	100%	100%	100%	100%	100%	100%	100%	100%	100%	100%	100%	93%	84%	77%	70%
2500	100%	100%	100%	100%	100%	100%	100%	100%	100%	100%	96%	87%	79%	72%	65%
2400	100%	100%	100%	100%	100%	100%	100%	100%	100%	100%	90%	81%	73%	66%	60%
2300	100%	100%	100%	100%	100%	100%	100%	100%	100%	93%	84%	75%	68%	61%	55%
2200	100%	100%	100%	100%	100%	100%	100%	100%	97%	87%	78%	69%	62%	56%	50%
2100	100%	100%	100%	100%	100%	100%	100%	100%	90%	80%	71%	64%	57%	51%	45%
2000	100%	100%	100%	100%	100%	100%	100%	94%	83%	73%	65%	58%	51%	45%	40%
1900	100%	100%	100%	100%	100%	100%	98%	86%	76%	67%	59%	52%	46%	40%	35%
1800	100%	100%	100%	100%	100%	100%	90%	78%	69%	60%	53%	46%	40%	35%	30%
1700	100%	100%	100%	100%	100%	95%	82%	71%	61%	53%	46%	40%	34%	29%	25%
1600	100%	100%	100%	100%	100%	85%	73%	63%	54%	47%	40%	34%	29%	24%	20%
1500	100%	100%	100%	100%	90%	76%	65%	55%	47%	40%	34%	28%	23%	N.D.	N.D.
1400	100%	100%	100%	96%	80%	67%	57%	48%	40%	33%	28%	22%	N.D.	N.D.	N.D.
1300	100%	100%	100%	84%	70%	58%	48%	40%	33%	27%	21%	N.D.	N.D.	N.D.	N.D.
1200	100%	100%	90%	73%	60%	49%	40%	32%	26%	20%	N.D.	N.D.	N.D.	N.D.	N.D.
1100	100%	97%	78%	62%	50%	40%	32%	25%	N.D.	N.D.	N.D.	N.D.	N.D.	N.D.	N.D.
1000	100%	83%	65%	51%	40%	31%	23%	N.D.	N.D.	N.D.	N.D.	N.D.	N.D.	N.D.	N.D.

Indipendetemente dal peso della porta, per porte sottoposte ad un intenso utilizzo come nel caso di edifici aperti al pubblico, porte con chiudiporta o porte ad azionamento motorizzato il limite di impiego è limitato a H 3000 e L 1400 con l'utilizzo della terza o quarta cerniera (cerniera blu) come da diagramma.
Whatever the door weight, doors subject to heavy duty, such as pubblic building, doors with closers or automatic doors have a limited range of application limiteted to H 3000 and L 1400 and must be fitted with an addition hinge (blue hinge) as in the diagram.

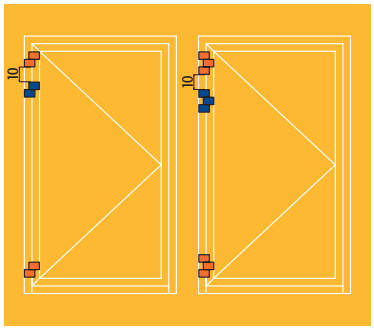

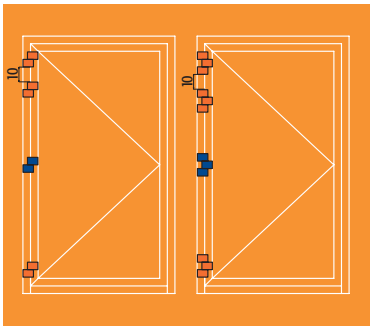

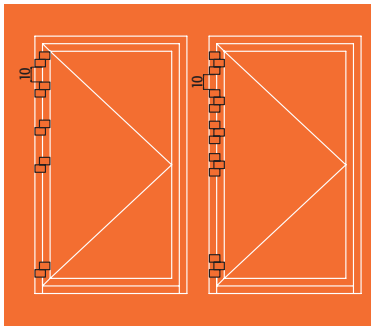

Esempio
1. Dim. LxH (WxH) 1200x2200 = 100% Portata 2 cerniere (Load Capacity 2 hinges)
2. Dim. LxH (WxH) 1600x2200 = 78% Portata 3 cerniere (Load Capacity 3 hinges)
3. Dim. LxH (WxH) 1400x3300 = 100% Portata 4 cerniere (Load Capacity 4 hinges)

I diagrammi hanno validità per spessore profili | Load charts is for profiles thickness) ≥ a 1,7 mm

ART	PORTATA *LOAD CAPACITY*
	100% = 100kg
	100% = 120 kg

GRADINI DINAMIKA

GRADINI PER CERNIERA PER PORTE CON ALA TELAIO RIDOTTA

Gradini per Dinamika | Dinamika steps |
Etapes de Dinamika | Pasos para Dinamika



Alluminio estruso.
Viti in acciaio inox

Extruded aluminum.
Stainless steel screws

Aluminium extrudé.
Vis en acier inox

Aluminio extruido.
Tornillos en acero inoxidable

ART.	8015.25 | 8015.26 | 8015.27 | 8015.28 | 8015.29 | 8015.30				8015.41			
Imballo | Package | Conditionnement | Embalaje	20 Pz				20 Cp			
Finiture disponibili | Available finishes Finitions disponibles | Acabados disponibles	1	2	3	4	1	2	3	4

Utilizzare i gradini in abbinamento al kit 8015.41
Use steps cmbined with kit 8015.41

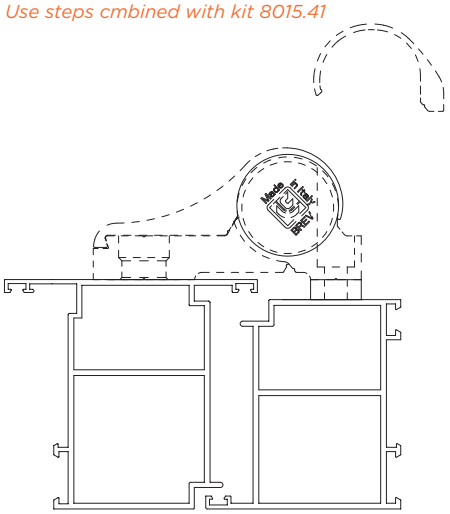

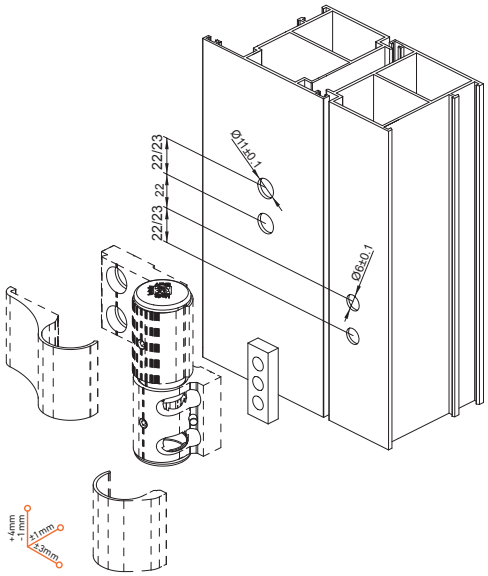

ART	E
8015.25	7
8015.26	8,5
8015.27	10
8015.28	16
8015.29	9
8015.30	12

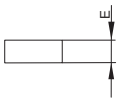

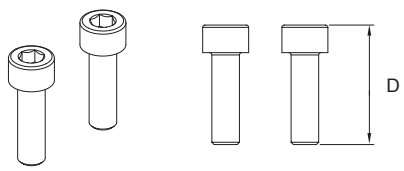

ART	D
8015.41	30

FISSAGGI DINAMIKA

FISSAGGI PER CERNIERE PER PORTE CON ALA TELAIO RIDOTTA

5 6

Fissaggi | Fixing | Fixation | Fijación



Alluminio estruso, molla e viti in acciaio zincato

Extruded aluminum, spring and screws in galvanized steel

Aluminium extrudé, ressort et vis en acier zingué

Aluminio extruido, muelle y tornillos en acero cincado

ART.	8015.13 | 8015.14 | 8015.39 | 8015.40				8010.16 | 8015.16			
Imballo | Package | Conditionnement | Embalaje	20 Pz				20 Cp			
Finiture disponibili | Available finishes Finitions disponibles | Acabados disponibles	1	2	3	4	1	2	3	4

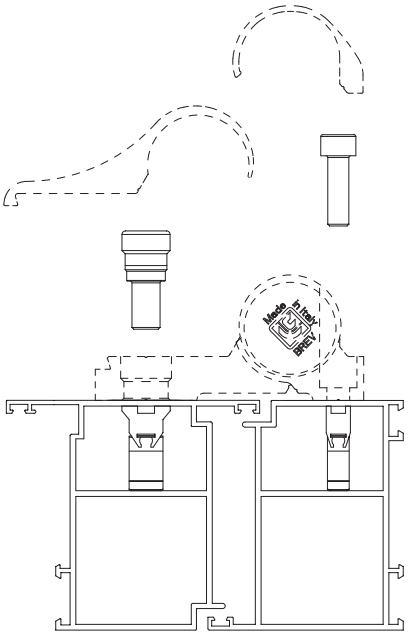

Interasse 22
Interaxis 22

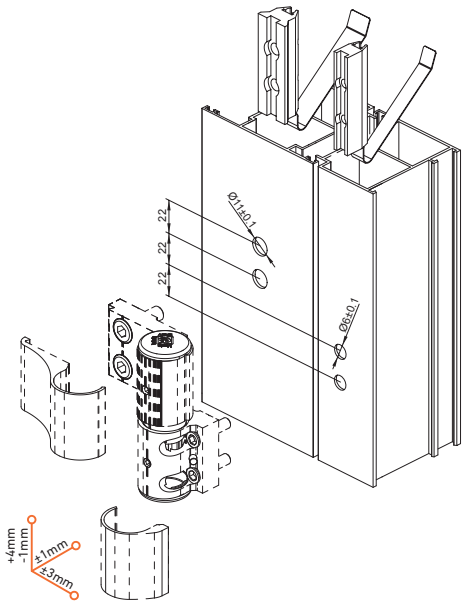

1 Art. 8015.13

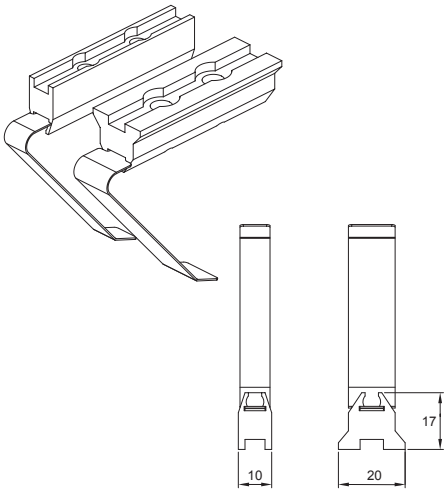

2 Art. 8015.14

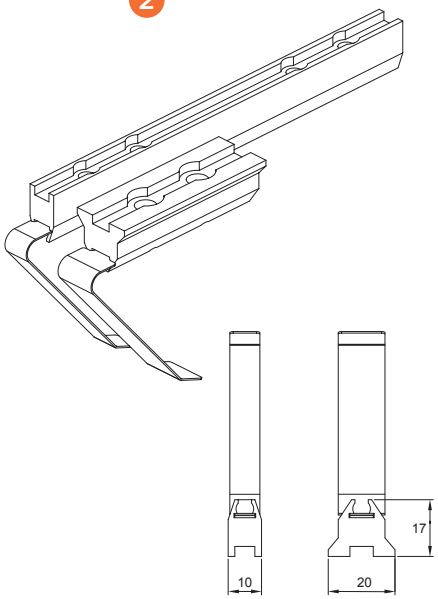

3 Art. 8010.16

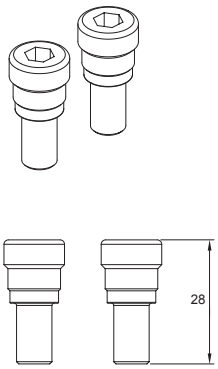

4 Art. 8015.16

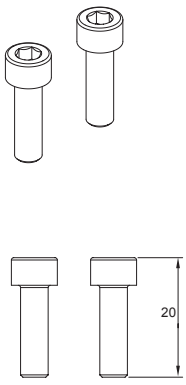

DESCRIZIONE *DESCRIPTION*	ART int.22	
Coppia di contropiastre per cerniera a 2 ali *Counterplates for 2 wings hinge*	8015.13	1
Coppia di contropiastre per cerniera a 3 ali *Counterplates for 3 wings hinge*	8015.14	2
Viti di fissaggio M8 x 28 per ala anta *Fixing screws M8 x 28 for sash*	8010.16	3
Viti di fissaggio M6 x 20 per ala telaio *F ixing screws M6 x 20 for frame*	8015.16	4

DESCRIZIONE *DESCRIPTION*	ART int.22	
Kit contropiastre per cerniera a 2 ali con viti *Counterplates for 2 wings hinge with screws*	8015.39	1 + 3 + 4
Kit contropiastre per cerniera a 3 ali con viti *Counterplates for 3 wings hinge with screws*	8015.40	2 + 3 + 4 + 4

DIMA CERNIERA PORTE

DIMA DI FORATURA (BREVETTATA)

BREVETTATO PATENTED

Dima di foratura per cerniere porta | Drilling template for door hinges | Gabarit de perçage pour paumelle pour portes | Plantilla de perforación para bisagras para puertas



Dima in alluminio estruso bussole di foratura in acciaio zincata, selettori in zama, grani inox.

Extruded aluminum drilling template, galvanized stell centering bushes, zamak seletor, inox screw without head.

Aluminium extrude, bagues en acier inox.

Aluminio extruido, casquillos de acero inox.

ART.	8000.20 | 8000.21 8000.23			
Imballo | Package | Conditionnement | Embalaje	1 Pz			
Finiture disponibili | Available finishes Finitions disponibles | Acabados disponibles	1	2	3	4

Art. 8000.2X - Dima di foratura (BREVETTATA) | Drilling template

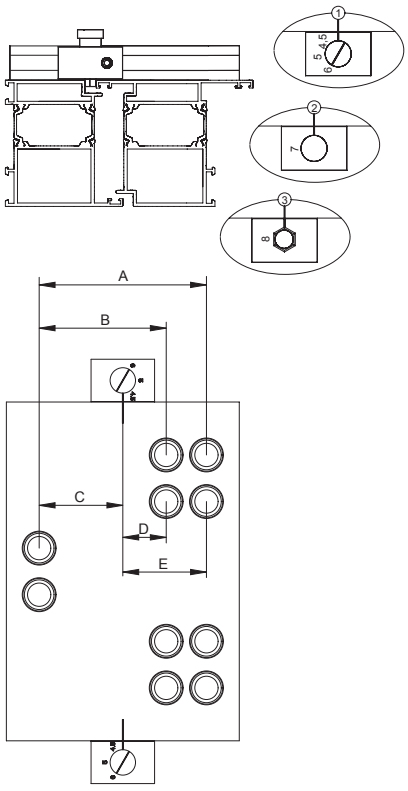

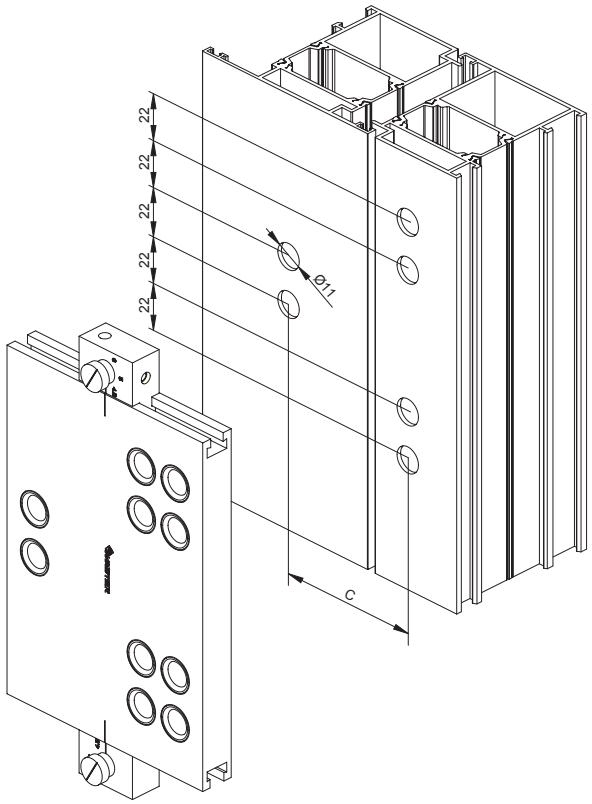

ART	A	B	C	D	E
8000.20	79	60	39.5	20.5	39.5
8000.21	86	67	46.5	20.5	39.5
8000.23	93	67	46.5	20.5	46.5

CILINDRIKA

CERNIERA FILIFORME PER PORTE AD AGGANCIO RAPIDO

BREVETTATO PATENTED

3D

2,5

5

Cerniera filiforme per porte ad aggancio rapido | Fast mounting barrel hinge for doors | Paumelle filiforme pour portes à accrochage rapid | Bisagra filiforme enganche rápido para puertas



EN 1935:2002/AC:2003
200.000
cycles / cicli

Cerniera e piastrina lato anta in alluminio estruso, piastrine lato telaio, perno, eccentrico regolatore altezza, viti e grani in acciaio inox; nottolino regolazione pressione in zama; Boccola e basette di regolazione in nylon

Hinge and plate in extruded aluminum, plates frame side, pin, eccentric height regulator, screws, stainless steel grains; adjustment pawl in zamak; bush and adjustment bases in nylon

Paumelle et contreplaque côté vantail en aluminium extrudé, contreplaque côté dormant, axe, excentrique pour réglage hauteur, vis, grains en acier inox; cliquet de réglage pression en zamak; douille et cales de réglage en nylon

Bisagra y placa lado hoja de aluminio, placas lado marco en aluminio extruidos, pernio, excéntrico regulador altura ,tornillos, granos de acero inoxidable; ajuste presión en zamak; casquillo y bases de ajuste de nylon.

ART.	8072 | 8073 | 8075				8072.6 | 8073.6 | 8075.6			
Imballo | Package | Conditionnement | Embalaje	20 PZ				8 PZ			
Finiture disponibili | Available finishes Finitions disponibles | Acabados disponibles	1	2	3	4	1	2	3	4

ART.		
DUE ALI *TWO WINGS*	TRE ALI *THREE WINGS*	NODO *SECTION*
8072	8072.6	A01 - A05
8073	8073.6	A08
8075	8075.6	A20 - A21 - A22 - B01 - B02

DUE ALI | *TWO WINGS*
Art. 8072 | 8073 | 8075

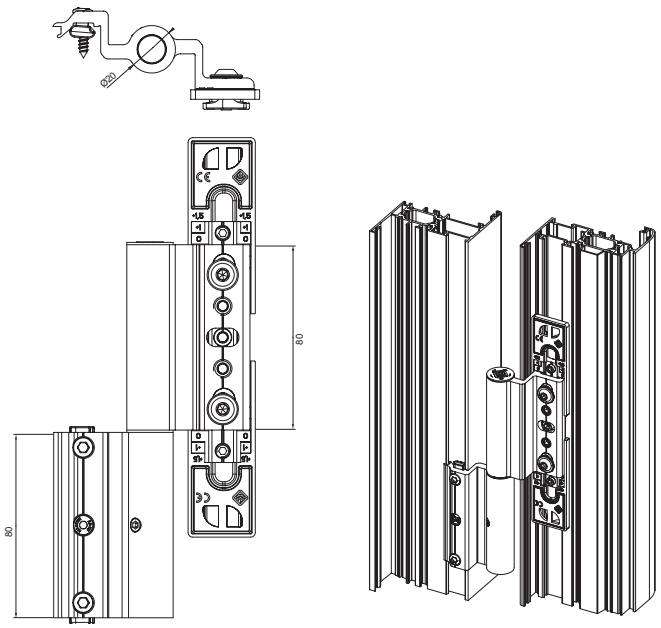

TRE ALI | *THREE WINGS*
Art. 8072.6 | 8073.6 | 8075.6

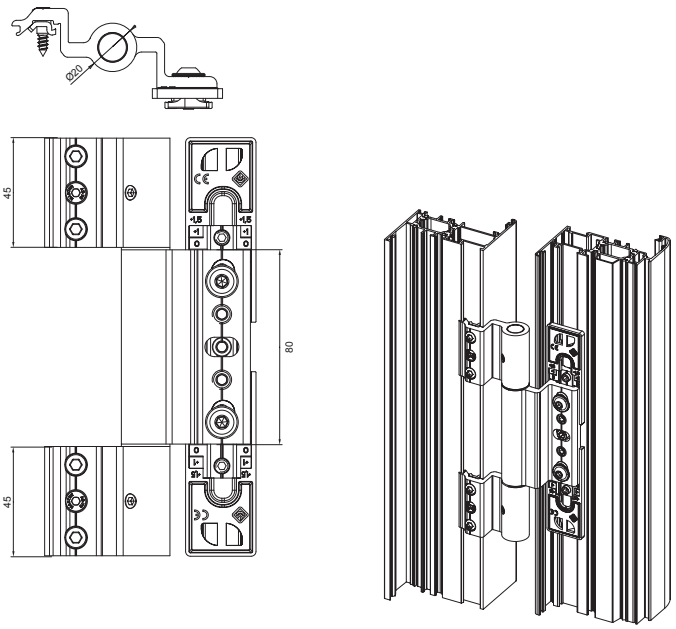

REGOLAZIONI | *ADJUSTEMENT*

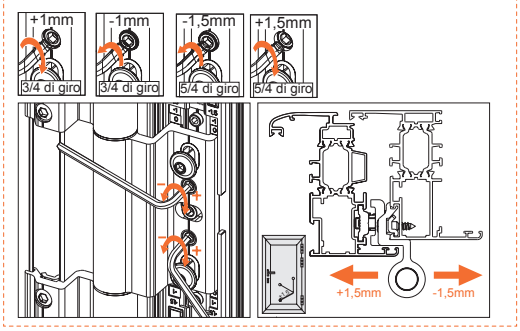

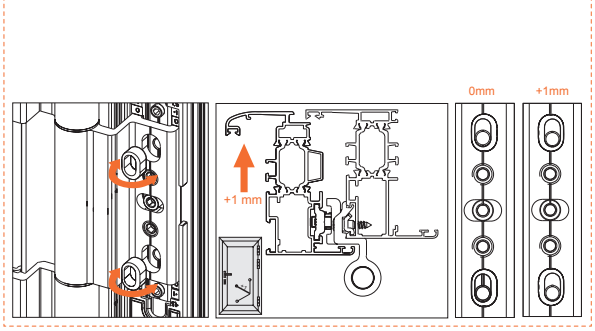

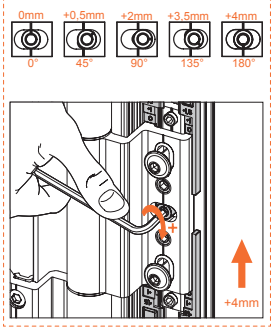

H \ L	600	700	800	900	1000	1100	1200	1300	1400	1500	1600
4000	100%	100%	100%	100%	100%	100%	100%	100%	100%	100%	100%
3900	100%	100%	100%	100%	100%	100%	100%	100%	100%	100%	100%
3800	100%	100%	100%	100%	100%	100%	100%	100%	100%	100%	100%
3700	100%	100%	100%	100%	100%	100%	100%	100%	100%	100%	100%
3600	100%	100%	100%	100%	100%	100%	100%	100%	100%	100%	100%
3500	100%	100%	100%	100%	100%	100%	100%	100%	100%	100%	100%
3400	100%	100%	100%	100%	100%	100%	100%	100%	100%	100%	100%
3300	100%	100%	100%	100%	100%	100%	100%	100%	100%	100%	100%
3200	100%	100%	100%	100%	100%	100%	100%	100%	100%	100%	100%
3100	100%	100%	100%	100%	100%	100%	100%	100%	100%	100%	100%
3000	100%	100%	100%	100%	100%	100%	100%	100%	100%	100%	100%
2900	100%	100%	100%	100%	100%	100%	100%	100%	100%	100%	100%
2800	100%	100%	100%	100%	100%	100%	100%	100%	100%	100%	100%
2700	100%	100%	100%	100%	100%	100%	100%	100%	100%	100%	100%
2600	100%	100%	100%	100%	100%	100%	100%	100%	100%	100%	100%
2500	100%	100%	100%	100%	100%	100%	100%	100%	100%	100%	96%
2400	100%	100%	100%	100%	100%	100%	100%	100%	100%	100%	90%
2300	100%	100%	100%	100%	100%	100%	100%	100%	100%	93%	84%
2200	100%	100%	100%	100%	100%	100%	100%	100%	97%	87%	78%
2100	100%	100%	100%	100%	100%	100%	100%	100%	90%	80%	71%
2000	100%	100%	100%	100%	100%	100%	100%	94%	83%	73%	65%

Indipendetemente dal peso della porta, per porte sottoposte ad un intenso utilizzo come nel caso di edifici aperti al pubblico, porte con chiudiporta o porte ad azionamento motorizzato il limite di impiego è limitato a H 3000 e L 1400 con l'utilizzo della terza o quarta cerniera (cerniera blu) come da diagramma.
Whatever the door weight, doors subject to heavy duty, such as pubblic building, doors with closers or automatic doors have a limited range of application limiteted to H 3000 and L 1400 and must be fitted with an addition hinge (blue hinge) as in the diagram.

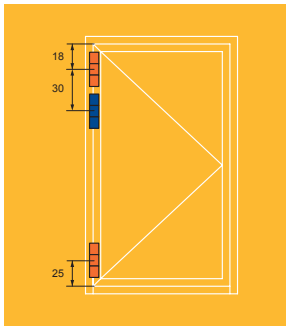

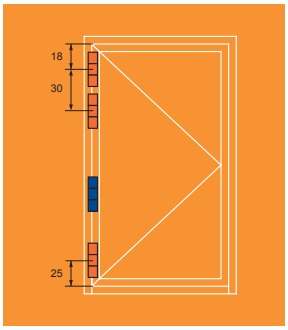

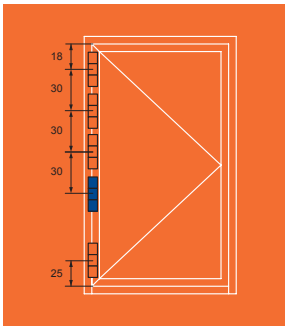

ART	ALI *WINGS*	PORTATA *LOAD CAPACITY*
8072		100% = 140kg
8072.6		100% = 160 kg
8073		100% = 120kg
8073.6		100% = 140kg
8075		100% = 120kg
8075.6		100% = 140kg

Esempio
1. Dim. LxH (WxH) 1200x2200 = 100% Portata 2 cerniere (Load Capacity 2 hinges)
2. Dim. LxH (WxH) 1600x2200 = 78% Portata 3 cerniere (Load Capacity 3 hinges)
3. Dim. LxH (WxH) 1400x3300 = 100% Portata 4 cerniere (Load Capacity 4 hinges)

I diagrammi hanno validità per spessore profili | Load charts is for profiles thickness) ≥ a 1,7 mm

SLIM RAPID

CERNIERA PER PORTE REGISTRABILE CON PIASTRINA AD INFILARE

Cerniera per porte registrabile con piastrina ad infilare | Adjustable door hinge with threaded plate | Paumelle pour portes reglable avec plaque a enfiler | Bisagra para puertas regulables con placa a insertar



Cerniera e piastrine in alluminio estruso; perno, viti e grani in acciaio inox; boccola e rondelle in nylon.

Hinge and plates in extruded aluminum; stainless steel pin, screws and setscrews; nylon bushing and washers.

Paumelle et plaques en aluminium extrudé; pivot, vis et grains en acier inox; bague et rondelles en nylon.

Bisagra y placas de aluminio extruido; pernio tornillos y prisioneros de acero inox; casquillo y arandelas de nylon.

ART.	8060 | 8061 | 8062 | 8063 | 8064 | 8066				8060.20				8060.6 | 8061.6			
Imballo | Package | Conditionnement | Embalaje	2 Pz				20 Pz				4 Pz			
Finiture disponibili | Available finishes Finitions disponibles | Acabados disponibles	1	2	3	4	1	2	3	4	1	2	3	4

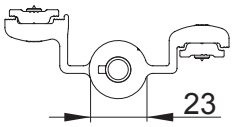

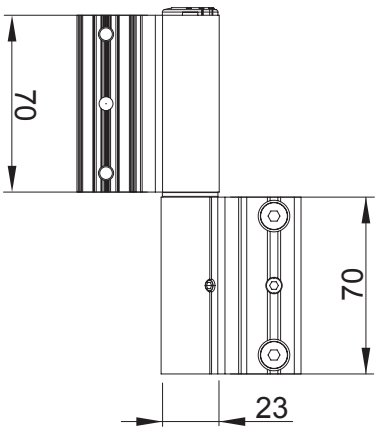

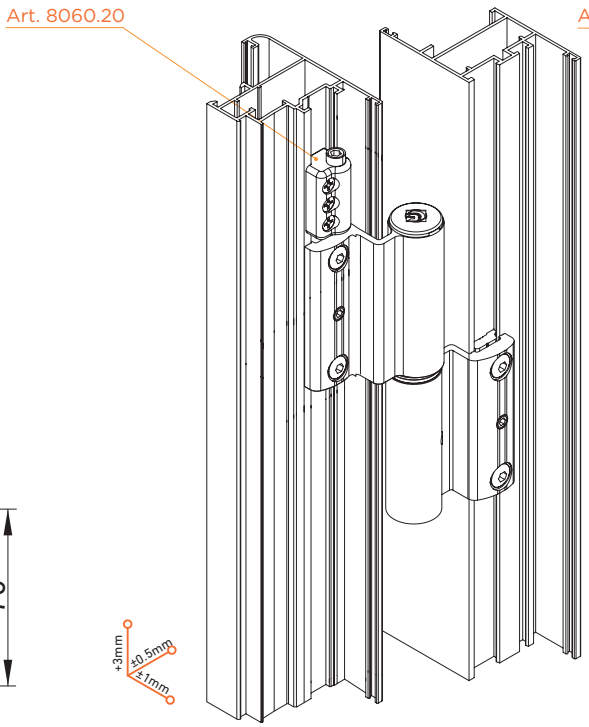

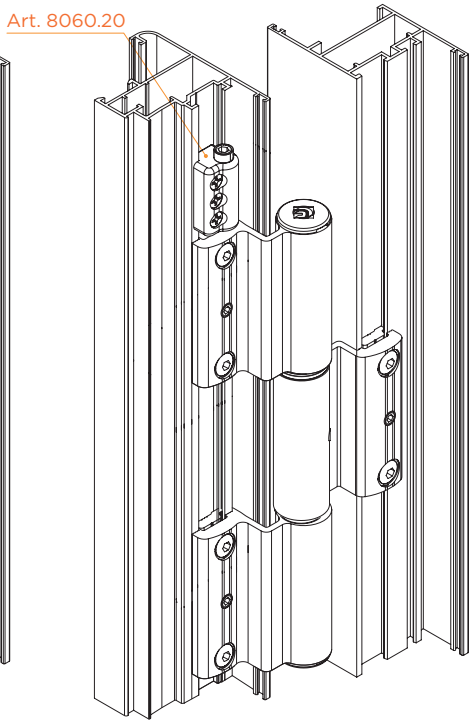

Art. 8060.20
Regolatore di altezza | *Vertical adjuster*

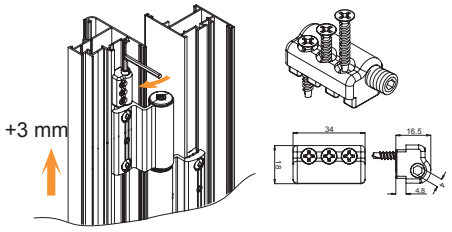

Regolazione pressione fuga
Horizontal and pressure adjuster

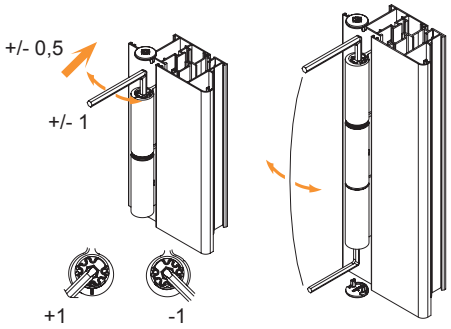

2 Ali 2 Wings	3 Ali 3 Wings	NODO SECTION
8060	8060.6	A01 - A20 A21 - A22
8061	8061.6	A08
8062	---	B04
8063	---	A11 -A12
8064	---	A05
8066	---	A03 - A04

SLIM RAPID 806X

H \ L	600	700	800	900	1000	1100	1200	1300	1400	1500	1600
3000	100%	100%	100%	100%	100%	100%	100%	100%	100%	100%	100%
2900	100%	100%	100%	100%	100%	100%	100%	100%	100%	100%	81%
2800	100%	100%	100%	100%	100%	100%	100%	100%	100%	100%	75%
2700	100%	100%	100%	100%	100%	100%	100%	100%	100%	80%	69%
2600	100%	100%	100%	100%	100%	100%	100%	100%	100%	73%	63%
2500	100%	100%	100%	100%	100%	100%	100%	100%	79%	67%	56%
2400	100%	100%	100%	100%	100%	100%	100%	85%	71%	60%	50%
2300	100%	100%	100%	100%	100%	100%	100%	77%	64%	53%	50%
2200	100%	100%	100%	100%	100%	100%	83%	69%	57%	50%	50%
2100	100%	100%	100%	100%	100%	100%	75%	62%	50%	50%	50%
2000	100%	100%	100%	100%	100%	82%	67%	54%	50%	50%	50%
1900	100%	100%	100%	100%	100%	73%	58%	50%	50%	50%	N.D.
1800	100%	100%	100%	100%	80%	64%	50%	50%	50%	N.D.	N.D.
1700	100%	100%	100%	100%	70%	55%	50%	50%	50%	N.D.	N.D.
1600	100%	100%	100%	78%	60%	50%	50%	50%	N.D.	N.D.	N.D.

Indipendetemente dal peso della porta, per porte sottoposte ad un intenso utilizzo come nel caso di edifici aperti al pubblico, porte con chiudiporta o porte ad azionamento motorizzato il limite di impiego è limitato a H 2400 e L 1000 con l'utilizzo della terza o quarta cerniera (cerniera blu) come da diagramma.
Whatever the door weight, doors subject to heavy duty, such as pubblic building, doors with closers or automatic doors have a limited range of application limiteted to H 3000 and L 1400 and must be fitted with an addition hinge (blue hinge) as in the diagram.

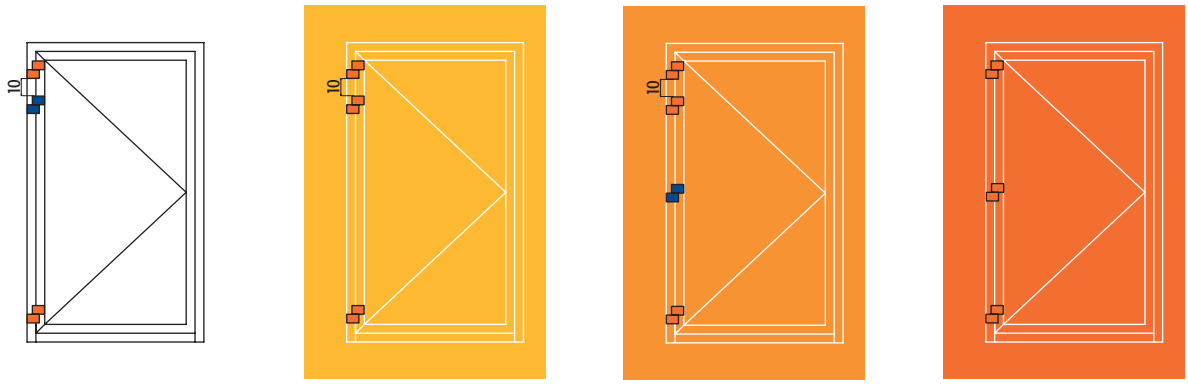

Esempio
1. Dim. LxH (WxH) 1200x3000 = 100% Portata 2 cerniere (Load Capacity 2 hinges)
2. Dim. LxH (WxH) 1600x2200 = 50% Portata 3 cerniere (Load Capacity 3 hinges)
3. Dim. LxH (WxH) 1400x3000 = 100% Portata 4 cerniere (Load Capacity 4 hinges)

ART	PORTATA *LOAD CAPACITY*
8060 8063 8064	100% = 120kg
8061 8062	100% = 100kg
8060.6 8063.6 8064.6	100% = 160kg
8061.6 8062.6	100% = 140kg

CERNIERA A PETTINE

Cerniera a pettine | Comb hinge
Paumelle a peigne | Bisagras de tres alas

Cerniera lato telaio in zama, lato anta in alluminio estruso, piastrine in zama, boccole e tappini in nylon, viti e perno in acciaio inox.

Frame side of hinge in zamak, shutter side in extruded aluminum, zamak plates, nylon bushings and caps, stainless steel screws and pin.

Paumelle côté dormant en zamak, côté ouvrant en aluminium extrudé, plaques en zamak, bagues et bouchons en nylon, vis et pivot en acier inox.

Bisagra del lado del marco de zamac, lado de la hoja de aluminio extruido, placas de zamac, casquillos y tapones de nylon, tornillos y pernio de acero inox.



ART.	TUTTI | ALL | TOUS | TODOS			
Imballo | Package | Conditionnement | Embalaje	10 PZ			
Finiture disponibili | Available finishes Finitions disponibles | Acabados disponibles	1	2	3	4

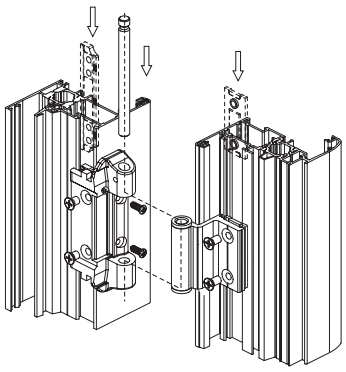

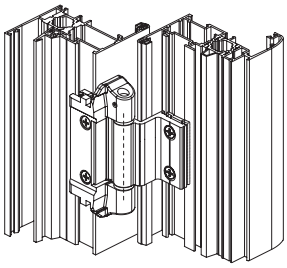

Versione con sormonto
Version for surmount systems

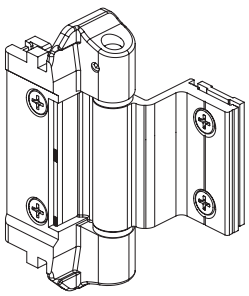

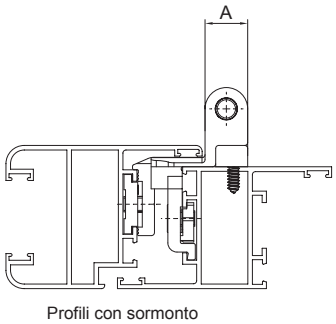

Profili con sormonto

PER PROFILI CON SORMONTO *FOR PROFILE WITH OVERLAPPED*			
ART	A	PORTATA MAX. *MAX LOAD.*	NODO *SECTION*
3523.71	15	80 Kg	A10

H \ L	600	700	800	900	1000	1100	1200	1300	1400
2800	100%	100%	100%	100%	100%	100%	100%	100%	100%
2700	100%	100%	100%	100%	100%	100%	100%	100%	100%
2600	100%	100%	100%	100%	100%	100%	100%	100%	100%
2500	100%	100%	100%	100%	100%	100%	100%	100%	100%
2400	100%	100%	100%	100%	100%	100%	100%	100%	100%
2300	100%	100%	100%	100%	100%	100%	100%	100%	100%
2200	100%	100%	100%	100%	100%	100%	100%	100%	97%
2100	100%	100%	100%	100%	100%	100%	100%	100%	90%
2000	100%	100%	100%	100%	100%	100%	100%	94%	83%
1900	100%	100%	100%	100%	100%	100%	98%	86%	76%
1800	100%	100%	100%	100%	100%	100%	90%	78%	69%
1700	100%	100%	100%	100%	100%	95%	82%	71%	61%
1600	100%	100%	100%	100%	100%	85%	73%	63%	54%
1500	100%	100%	100%	100%	90%	76%	65%	55%	N.D.
1400	100%	100%	100%	96%	80%	67%	57%	N.D.	N.D.
1300	100%	100%	100%	84%	70%	58%	N.D.	N.D.	N.D.
1200	100%	100%	90%	73%	60%	N.D.	N.D.	N.D.	N.D.
1100	100%	97%	78%	62%	50%	N.D.	N.D.	N.D.	N.D.
1000	100%	83%	65%	51%	N.D.	N.D.	N.D.	N.D.	N.D.

Indipendetemente dal peso della porta, per porte sottoposte ad un intenso utilizzo come nel caso di edifici aperti al pubblico, porte con chiudiporta o porte ad azionamento motorizzato il limite di impiego è limitato a H 2200 e L 1000 con l'utilizzo della terza o quarta cerniera (cerniera blu) come da diagramma.
Whatever the door weight, doors subject to heavy duty, such as pubblic building, doors with closers or automatic doors have a limited range of application limiteted to H 3000 and L 1400 and must be fitted with an addition hinge (blue hinge) as in the diagram.

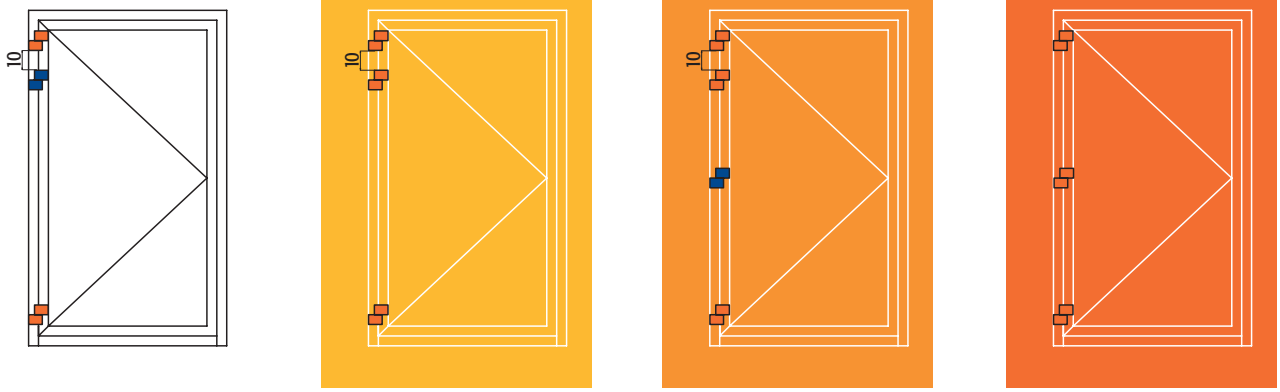

Esempio
1. Dim. LxH (WxH) 1200x2200 = 100% Portata 2 cerniere (Load Capacity 2 hinges)
2. Dim. LxH (WxH) 1200x2300 = 100% Portata 3 cerniere (Load Capacity 3 hinges)
3. Dim. LxH (WxH) 1400x2800 = 100% Portata 4 cerniere (Load Capacity 4 hinges)

I diagrammi hanno validità per spessore profili (Load charts is for profiles thickness) ≥ a 1,5 mm

ART.	PORTATA *LOAD CAPACITY*
352X.7X	100% = 80 Kg
355X.7X	100% = 120 Kg

TOP SPIN

CERNIERA A PETTINE IN ALLUMINIO ESTRUSO

Cerniera a pettine in alluminio estruso | Comb hinge in extruded aluminium | Paumelle a peigne en aluminium extrudé | Bisagras de tres alas de aluminio extruido



Cerniera lato telaio e lato anta in alluminio estruso, piastrine in zama, boccole e tappini in nylon, viti e perno in acciaio inox.

Frame side and shutter side in extruded aluminum, zamak plates, nylon bushings and caps, stainless steel screws and pin.

Paumelle côté dormant et côté ouvrant en aluminium extrudé, plaques en zamak, bagues et bouchons en nylon, vis et pivot en acier inox.

Bisagra del lado del marco y de la hoja de aluminio extruido, placas de zamac, casquillos y tapones de nylon, tornillos y pernio de acero inox.

ART.	TUTTI | ALL | TOUS | TODOS			
Imballo | Package | Conditionnement | Embalaje	10 PZ			
Finiture disponibili | Available finishes Finitions disponibles | Acabados disponibles	1	2	3	4

Art. 3420.71 | 3421.71

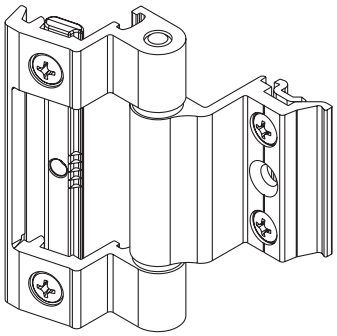

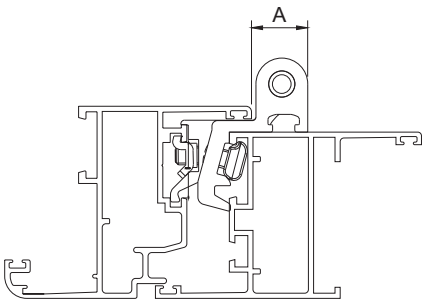

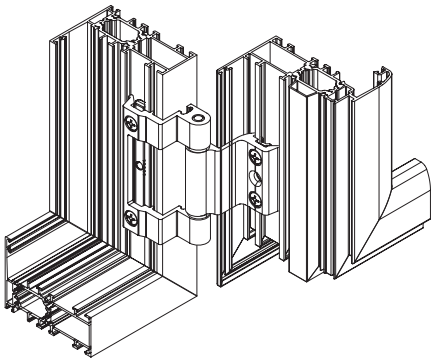

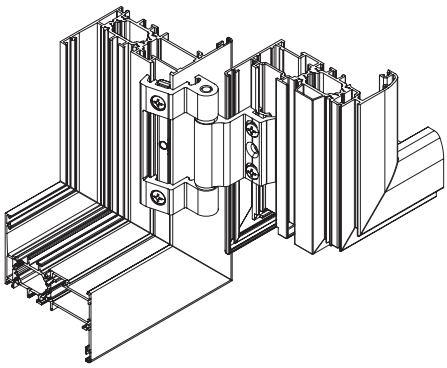

Art. 3420.72

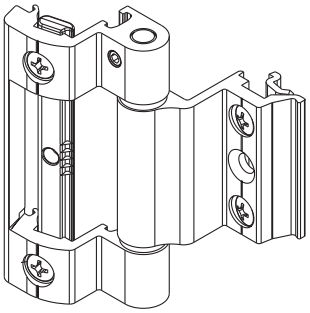

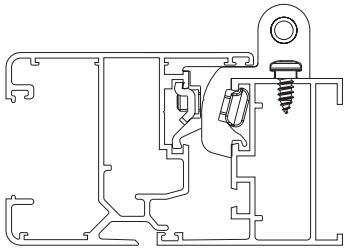

Dima | *Template*
3400.50 (CE)*
3421.50 (ERRE)*

*opzionale | *optional*

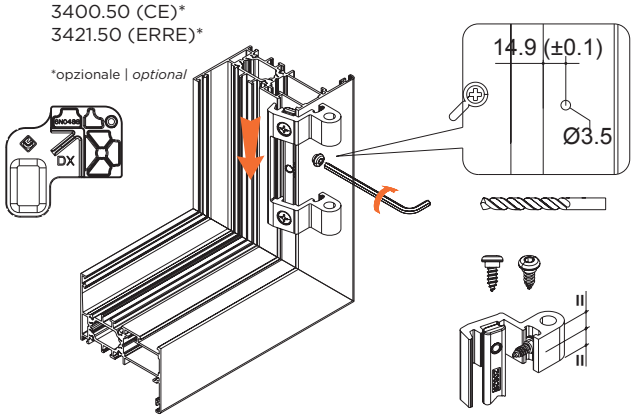

DESCRIZIONE *DESCRIPTION*	ART	NODO *SECTION*	A
Cerniera a pettine in alluminio estruso Comb hinge in extruded aluminium	3420.71	A03	15
Cerniera a pettine in alluminio estruso Comb hinge in extruded aluminium	3420.72	A01 - A05	15
Cerniera a pettine in alluminio estruso Comb hinge in extruded aluminium	3421.71	A08	15

BATTENTE
CASEMENT

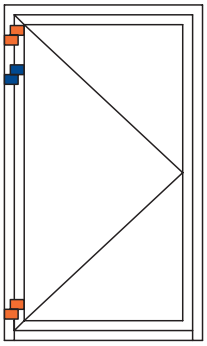

H \ L	600	700	800	900	1000	1100	1200	1300	1400
2800	100%	100%	100%	100%	100%	100%	100%	100%	100%
2700	100%	100%	100%	100%	100%	100%	100%	100%	100%
2600	100%	100%	100%	100%	100%	100%	100%	100%	100%
2500	100%	100%	100%	100%	100%	100%	100%	100%	100%
2400	100%	100%	100%	100%	100%	100%	100%	100%	100%
2300	100%	100%	100%	100%	100%	100%	100%	100%	100%
2200	100%	100%	100%	100%	100%	100%	100%	100%	97%
2100	100%	100%	100%	100%	100%	100%	100%	100%	90%
2000	100%	100%	100%	100%	100%	100%	100%	94%	83%
1900	100%	100%	100%	100%	100%	100%	98%	86%	76%
1800	100%	100%	100%	100%	100%	100%	90%	78%	69%
1700	100%	100%	100%	100%	100%	95%	82%	71%	61%
1600	100%	100%	100%	100%	100%	85%	73%	63%	54%
1500	100%	100%	100%	100%	90%	76%	65%	55%	N.D.
1400	100%	100%	100%	96%	80%	67%	57%	N.D.	N.D.
1300	100%	100%	100%	84%	70%	58%	N.D.	N.D.	N.D.
1200	100%	100%	90%	73%	60%	N.D.	N.D.	N.D.	N.D.
1100	100%	97%	78%	62%	50%	N.D.	N.D.	N.D.	N.D.
1000	100%	83%	65%	51%	N.D.	N.D.	N.D.	N.D.	N.D.

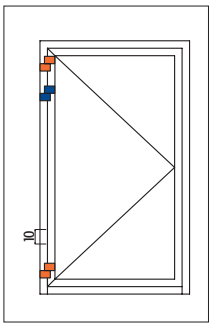

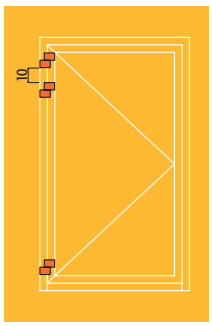

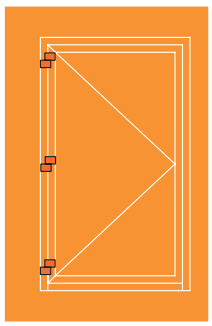

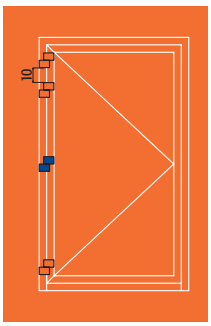

ART.		PORTATA *LOAD CAPACITY*
3420.71 3420.72		100% = 80 Kg
3421.71		100% = 80 Kg
3420.71 3420.72	+	100% = 120 Kg
3521.71	+	100% = 120 Kg

VASISTAS PESANTE
HEAVY BOTTOM HINGE WINDOW

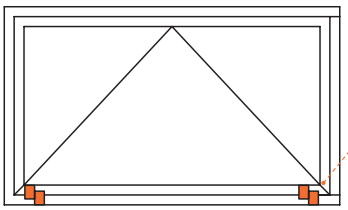

Art. 352X.33
Kit sostegno anta
Shutter support kit

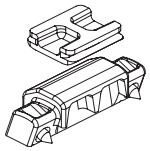

H \ L	500	1100	1600	2000
2000	90%	100%	100%	100%
1600	75%	100%	100%	100%
1100	75%	100%	100%	90%
500	60%	60%	75%	100%

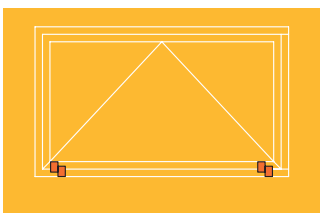

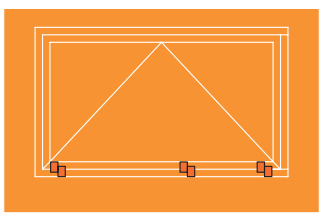

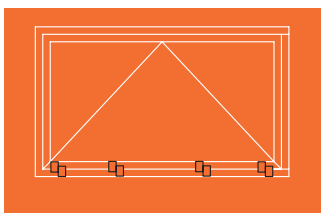

ART.	*	PORTATA *LOAD CAPACITY*
3420.71 3420.72	+	100% = 200 Kg
3421.71	+	100% = 140 Kg

* OBBLIGATORIO
MANDATORY

SPORGERE
PROJECTING OPENING

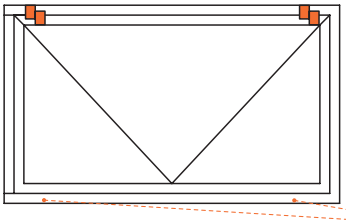

Art. 352X.33
Kit sostegno anta
Shutter support kit

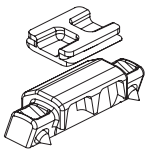

H \ L	300	400	500	600	700	800	900	1000	1100	1200	1300	1400	1500	1600	1700	1800	1900	2000
2000	100%	100%	100%	100%	100%	100%	100%	100%	100%	100%	100%	100%	100%	100%	100%	100%	100%	100%
1900	100%	100%	100%	100%	100%	100%	100%	100%	100%	100%	100%	100%	100%	100%	100%	100%	100%	100%
1800	100%	100%	100%	100%	100%	100%	100%	100%	100%	100%	100%	100%	100%	100%	100%	100%	100%	100%
1700	100%	100%	100%	100%	100%	100%	100%	100%	100%	100%	100%	100%	100%	100%	100%	100%	100%	100%
1600	100%	100%	100%	100%	100%	100%	100%	100%	100%	100%	100%	100%	100%	100%	100%	100%	100%	100%
1500	100%	100%	100%	100%	100%	100%	100%	100%	100%	100%	100%	100%	100%	100%	100%	100%	100%	100%
1400	100%	100%	100%	100%	100%	100%	100%	100%	100%	100%	100%	100%	100%	100%	100%	100%	100%	100%
1300	100%	100%	100%	100%	100%	100%	100%	100%	100%	100%	100%	100%	100%	100%	100%	100%	100%	100%
1200	100%	100%	100%	100%	100%	100%	100%	100%	100%	100%	100%	100%	100%	100%	100%	100%	100%	100%
1100	100%	100%	100%	100%	100%	100%	100%	100%	100%	100%	100%	100%	100%	100%	100%	100%	100%	100%
1000	100%	100%	100%	100%	100%	100%	100%	100%	100%	100%	100%	100%	100%	100%	100%	100%	100%	100%
900	100%	100%	100%	100%	100%	100%	100%	100%	100%	100%	100%	100%	100%	100%	100%	100%	100%	N.D.
800	100%	100%	100%	100%	100%	100%	100%	100%	100%	100%	100%	100%	100%	100%	N.D.	N.D.	N.D.	N.D.
700	100%	100%	100%	100%	100%	100%	100%	100%	100%	100%	100%	100%	N.D.	N.D.	N.D.	N.D.	N.D.	N.D.
600	100%	100%	100%	100%	100%	100%	100%	100%	100%	100%	N.D.	N.D.	N.D.	N.D.	N.D.	N.D.	N.D.	N.D.
500	100%	100%	100%	100%	100%	100%	100%	100%	N.D.	N.D.	N.D.	N.D.	N.D.	N.D.	N.D.	N.D.	N.D.	N.D.
400	100%	100%	100%	100%	100%	N.D.	N.D.	N.D.	N.D.	N.D.	N.D.	N.D.	N.D.	N.D.	N.D.	N.D.	N.D.	N.D.
300	100%	100%	100%	100%	N.D.	N.D.	N.D.	N.D.	N.D.	N.D.	N.D.	N.D.	N.D.	N.D.	N.D.	N.D.	N.D.	N.D.

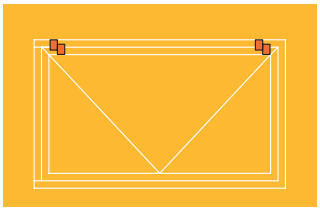

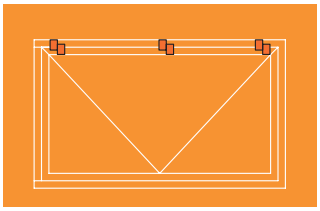

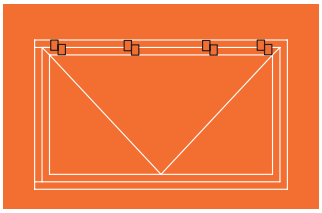

ART.	*	PORTATA *LOAD CAPACITY*
3420.71 3420.72	+	100% = 120 Kg
3421.71	+	100% = 110 Kg

* OBBLIGATORIO
MANDATORY

TOP RAPID

CERNIERA AD AGGANCIO RAPIDO

Cerniera ad aggancio rapido | Fast mounting hinge
Paumelle a accrochage rapide | Bisagra de agarre rápido



Cerniera in alluminio estruso, boccole in nylon, perno e viti di serraggio M5 TSC CR in acciaio inox.
TOP RAPID + Cerniera preassemblata in versione DX e SX.

Hinge in extruded aluminum, nylon bushing, stainless steel pin and M5 TSC CR tightening screws.
TOP RAPID + Pre-assembled hinge in right-hand and left-hand versions.

Paumelle en aluminium extrudé, bagues en nylon, pivot et vis de serrage M5 TSC CR en acier inox.
TOP RAPID + Paumelle pré assemblée en version droite et gauche.

Bisagra de aluminio extruido, casquillos de nylon, pernio y tornillos de ajuste M5 TSC CR de acero inox.
TOP RAPID + Bisagra pre-ensamblada en versión Derecha e Izquierda.

ART.	TOP RAPID 9XXX.3 | .33 | .6 | .36				TOP RAPID + 9XXX.23X | .233X				TOP RAPID + 9XXX.25X | .253X			
Imballo | Package | Conditionnement | Embalaje	50 PZ				50 PZ				25 PZ			
Finiture disponibili | Available finishes Finitions disponibles | Acabados disponibles	1	2	3	4	1	2	3	4	1	2	3	4

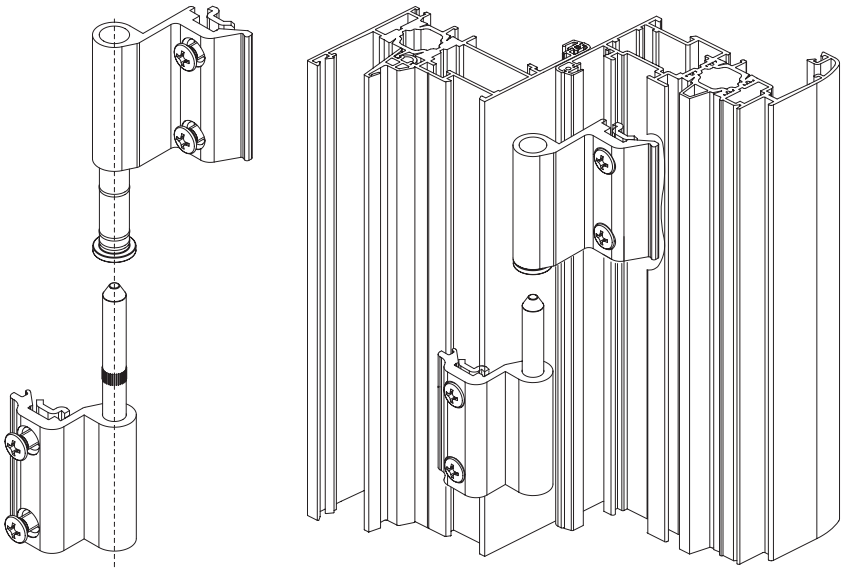

MONTAGGIO | *ASSEMBLING*

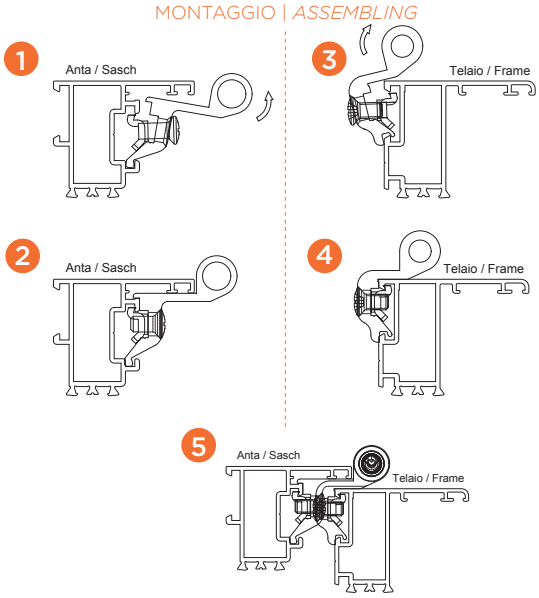

TOP RAPID montaggio rapido / *fast mounting*			
ART.		ART.	
9XXX.3	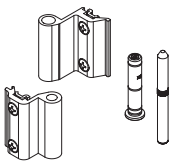	9XXX.6	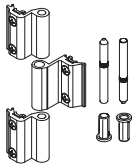
9XXX.33 Versione con terzo foro supplementare *Version with additional third hole*	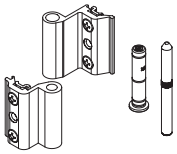	9XXX.36 Versione con terzo foro supplementare *Version with additional third hole*	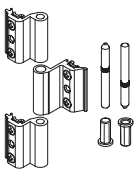

TOP RAPID+ premontata / *pre-assembled*			
ART.		ART.	
9XXX.23D 9XXX.25D	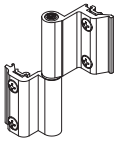	9XXX.23S 9XXX.25S	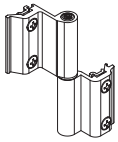
9XXX.233D 9XXX.253D Versione con terzo foro supplementare *Version with additional third hole*	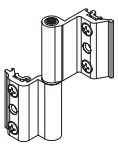	9XXX.233S 9XXX.253S Versione con terzo foro supplementare *Version with additional third hole*	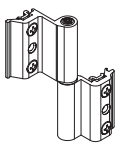

TOP RAPID	TOP RAPID +	TOP RAPID 3	A	NODO *SECTION*
9127.3	9127.23	9127.6	19	A12
9129.3	-----	9129.6	19	B13
9131.3	9131.23	9131.6	7,8	A11
9133.3	9133.23	9133.6	14,8	A12 - B08
9141.3	9141.23	9141.6	8,8	A05
9208.3	9208.23	9208.6	9	A01
9211.3	9211.23	9211.6	9	A01
9212.3	9212.23	9212.6	9	A03
9213.33	9213.233	9213.36	17	A01 - B03
9217.33	-----	-----	18	A01
9226.3	9226.23	9226.6	15	B01 - B02
9227.3	9227.23	9227.6	18,5	A01 - B01 - B02
9235.3	-----	9235.6	7,5	A13
9242.3	-----	9242.6	14	A13
9331.3	9331.23	9331.6	7,8	A10
9337.3	9337.23	9337.6	16,5	B07
9353.3	9353.23	9353.6	16,5	A17
9412.3	-----	9412.6	16,3	A14
9431.3	9431.23	9431.6	7,3	A14 - A16
9616.3	9616.23	9616.6	7,3	A08
9626.3	-----	9626.6	15	B04
9630.3	9630.23	9630.6	7,3	A09
9632.3	9632.23	9632.6	19	A08 - A23
9640.3	-----	-----	19	B04

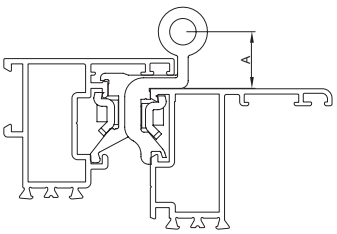

Art. 9203.33

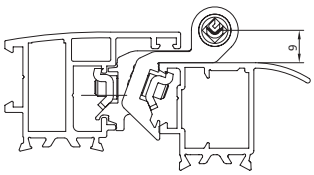

Art. 9204.33

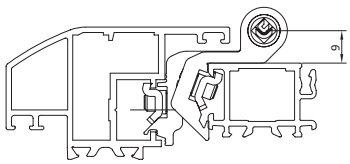

Art. 9205.33

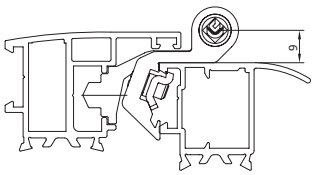

Art. 9208.3 **NEW**

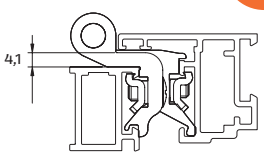

TOP RAPID	TOP RAPID +	TOP RAPID 3	A	NODO *SECTION*
9203.33	-----	-----	9	A28
9204.33	-----	-----	9	A29
9205.33	-----	-----	9	A28
9201.3	-----	-----	9	A01
9202.3	-----	-----	9	A03

REGOLAZIONI | *ADJUSTEMENTS*

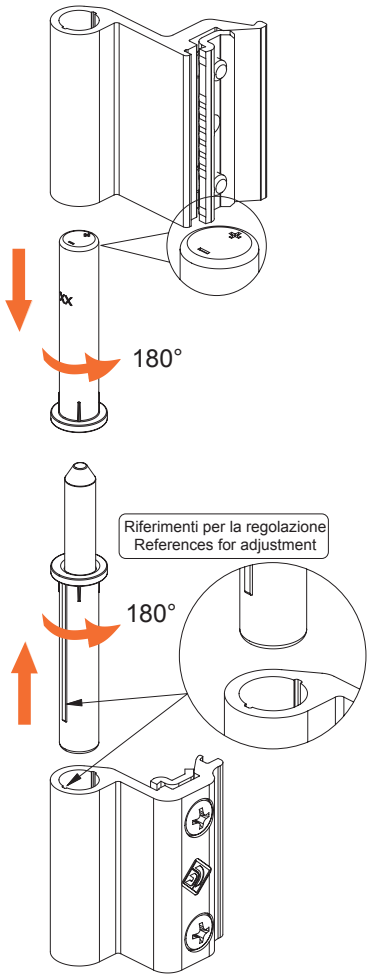

REGOLAZIONI IN FUGA
INTER SPACE ADJUSTEMENTS

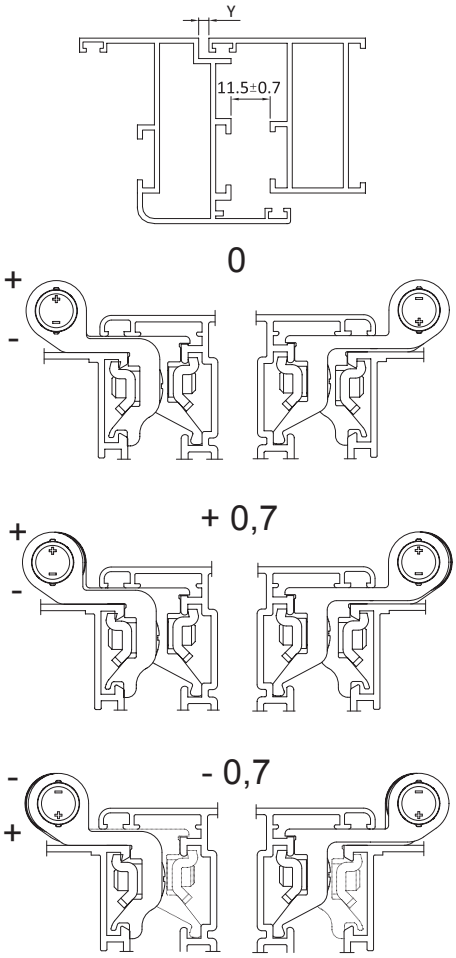

H \ L	600	700	800	900	1000	1100	1200	1300	1400
2800	100%	100%	100%	100%	100%	100%	100%	100%	100%
2700	100%	100%	100%	100%	100%	100%	100%	100%	100%
2600	100%	100%	100%	100%	100%	100%	100%	100%	100%
2500	100%	100%	100%	100%	100%	100%	100%	100%	100%
2400	100%	100%	100%	100%	100%	100%	100%	100%	100%
2300	100%	100%	100%	100%	100%	100%	100%	100%	100%
2200	100%	100%	100%	100%	100%	100%	100%	100%	97%
2100	100%	100%	100%	100%	100%	100%	100%	100%	90%
2000	100%	100%	100%	100%	100%	100%	100%	94%	83%
1900	100%	100%	100%	100%	100%	100%	98%	86%	76%
1800	100%	100%	100%	100%	100%	100%	90%	78%	69%
1700	100%	100%	100%	100%	100%	95%	82%	71%	61%
1600	100%	100%	100%	100%	100%	85%	73%	63%	54%
1500	100%	100%	100%	100%	90%	76%	65%	55%	N.D.
1400	100%	100%	100%	96%	80%	67%	57%	N.D.	N.D.
1300	100%	100%	100%	84%	70%	58%	N.D.	N.D.	N.D.
1200	100%	100%	90%	73%	60%	N.D.	N.D.	N.D.	N.D.
1100	100%	97%	78%	62%	50%	N.D.	N.D.	N.D.	N.D.
1000	100%	83%	65%	51%	N.D.	N.D.	N.D.	N.D.	N.D.

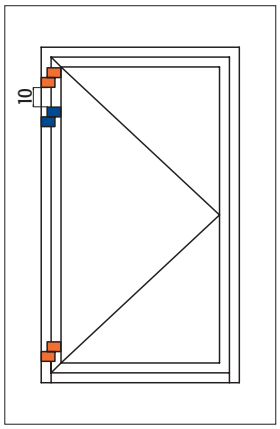

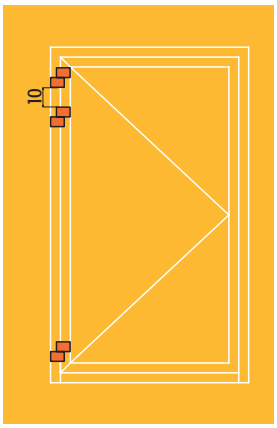

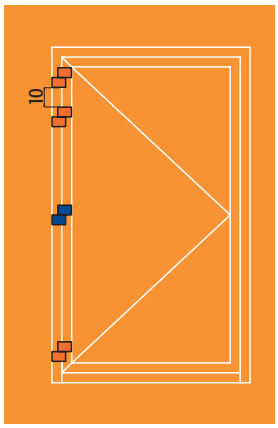

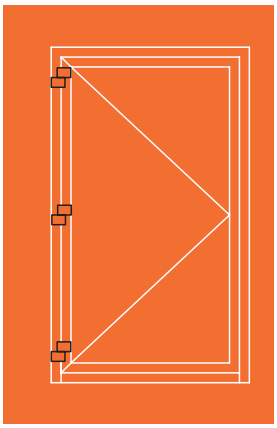

Esempio
1. Dim. LxH (WxH) 1200x2200 = 100% Portata 2 cerniere (Load Capacity 2 hinges)
2. Dim. LxH (WxH) 1200x2300 = 100% Portata 3 cerniere (Load Capacity 3 hinges)
3. Dim. LxH (WxH) 1400x2800 = 100% Portata 4 cerniere (Load Capacity 4 hinges)

I diagrammi hanno validità per spessore profili (Load charts is for profiles thickness) ≥ a 1,5 mm

ART.	PORTATA *LOAD CAPACITY*
	100% = 80 Kg
	100% = 100 Kg

TOP RAPID

BLOCCHETTO ANTI SOLLEVAMENTO CERNIERA

Blocchetto anti sollevamento cerniera | Anti-lifting hinge block
Bloc charnière anti-soulèvement | Bloque de bisagras anti-levantamiento

Ala in alluminio estruso, tappo in nylon, piastrina e vite di serraggio M5 TSC CR in acciaio inox.

Wing in extruded aluminum, plug in nylon, plate and fixing screw M5 TSC CR in stainless steel.

Aile en aluminium extrudé, casquette en nylon, plaque et vis de fixation M5 TSC CR en acier inoxydable.

Hoja de aluminio extruido, tapa de nailon, pletina y tornillo de fijación M5 TSC CR en acero inoxidable.



ART.	9211.40 | 9213.40 9217.40			
Imballo | Package | Conditionnement | Embalaje	100 PZ			
Finiture disponibili | Available finishes Finitions disponibles | Acabados disponibles	1	2	3	4

Art. 9211.40 | 9213.40 | 9217.40

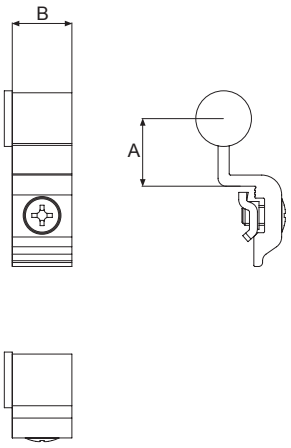

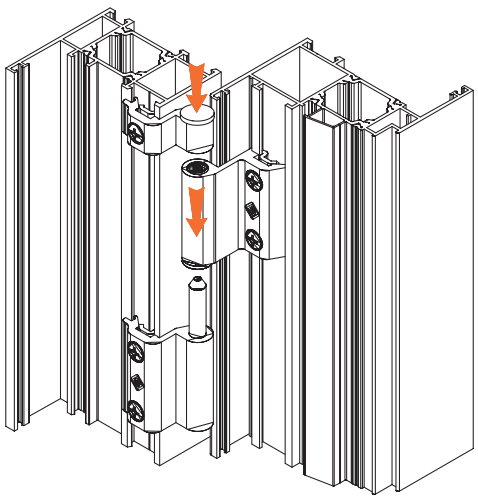

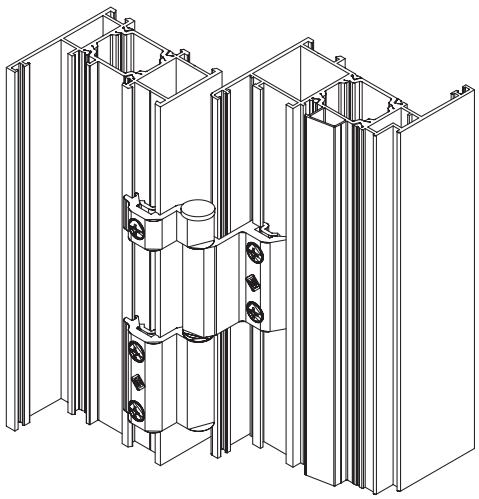

Art.	A	B	IN ABBINAMENTO CON / *COMBINED WITH*	NODO/*SECTION*
9211.40	9	15	9211.X	A01
9213.40	17	15	9213.X	A01 - B03 - A20 - A21 - A22
9217.40	18	15	9217.33	A01

ANTARES

CERNIERA CON PIASTRINA AD INFILARE

Cerniera con piastrina ad infilare | Hinge with threaded plate
Paumelle avec plaque a enfiler | Bisagra con placa a insertar rápido



Cerniera in alluminio estruso, boccole e tappini in nylon, perno, piastrine e viti di serraggio M5 TSC CR in acciaio inox.
Portata:
Con 2 cerniere: 80 Kg
Con 3 ceniere: 90 Kg.

Hinge in extruded aluminum, nylon bushings and caps; stainless steel pin, plates and M5 TSC CR tightening screws.
Load capacity:
With 2 hinges: 80 Kg
With 3 hinges: 90 Kg.

Paumelle en aluminium extrudé, bagues et bouchons en nylon, pivot, plaques et vis de serrage M5 TSC CR en acier inox.
Portée:
Avec 2 paumelles: 80 Kg
Avec 3 paumelles: 90 Kg.

Bisagra de aluminio extruido, casquillos y tapones de nylon, pernio, placas y tornillos de ajuste M5 TSC CR de acero inox.
Soporta:
Con 2 bisagras: 80 kg
Con 3 bisagras: 90 kg

ART.	TUTTI | ALL | TOUS | TODOS			
Imballo | Package | Conditionnement | Embalaje	50 PZ			
Finiture disponibili | Available finishes Finitions disponibles | Acabados disponibles	1	2	3	4

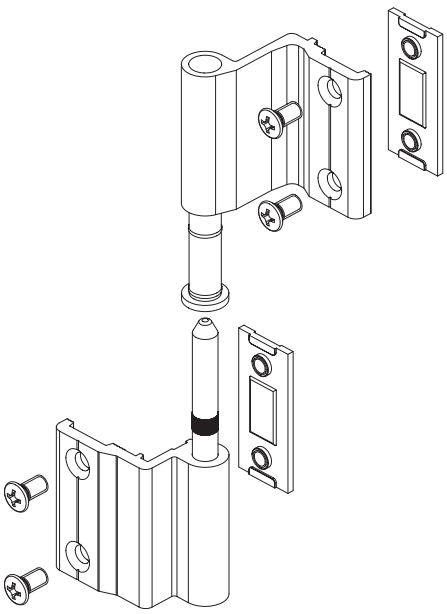

MONTAGGIO
ASSEMBLING

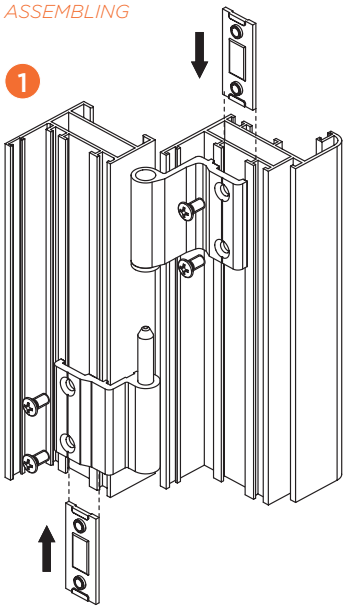

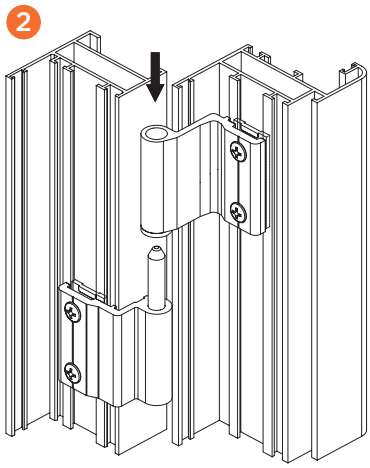

ART	NODO *SECTION*
8148.3	A18

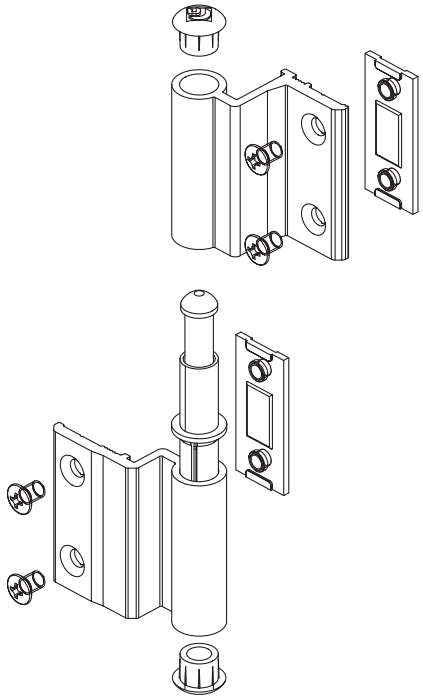

MONTAGGIO
ASSEMBLING

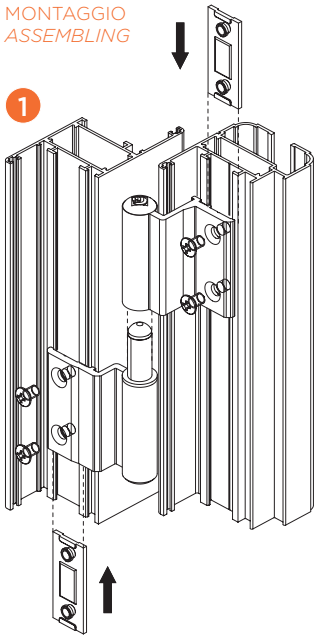

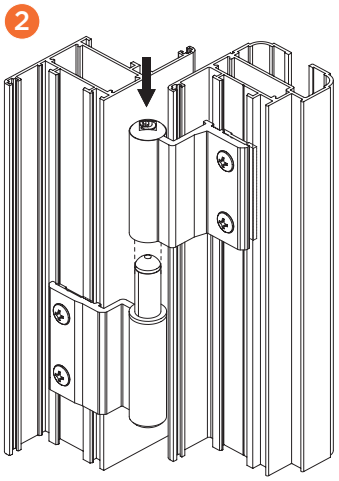

ART	NODO *SECTION*
8135.3	A12
8420.4	A14

ANTARES

CERNIERA PER PORTE INTERNE CON PIASTRINE DA INFILARE

Cerniera per porte interne | Interior door hinges
Paumelle pour portes interieures | Bisagra para puertas internas



Cerniera in alluminio estruso; boccole e tappini in nylon; perno, piastrine e viti in acciaio inox.
Portata:
Con 2 cerniere a 2 ali: 40 Kg;

Hinge in extruded aluminum; nylon washers and caps; stainless steel pin, plates and screws.
Load capacity:
With 2 hinges with 2 wings: 40 Kg;

Paumelle en aluminium extrudé; bagues et bouchons en nylon; pivot, plaques et vis en acier inox.
Portée:
Avec 2 paumelles à 2 ailes: 40 Kg;

Bisagra de aluminio extruido; casquillos y tapones de nylon; pernio, placas y tornillos de acero inox.
Soporta:
Con 2 bisagras de 2 alas: 40 kg

ART.	8120.3 | 8123.3			
Imballo | Package | Conditionnement | Embalaje	100 PZ			
Finiture disponibili | Available finishes Finitions disponibles | Acabados disponibles	1	2	3	4

ART. 812X.3

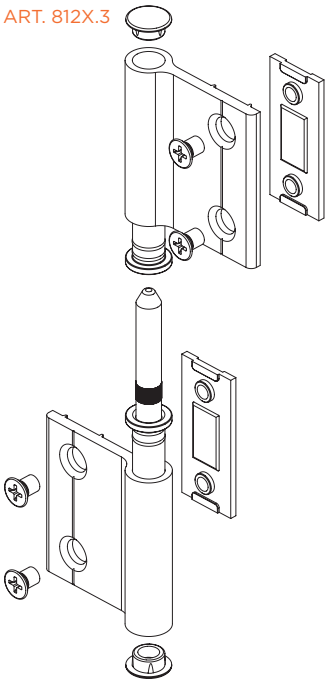

MONTAGGIO | *ASSEMBLING*

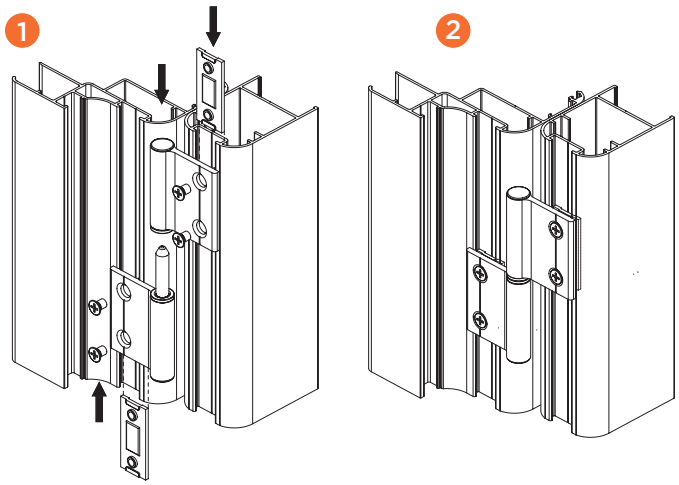

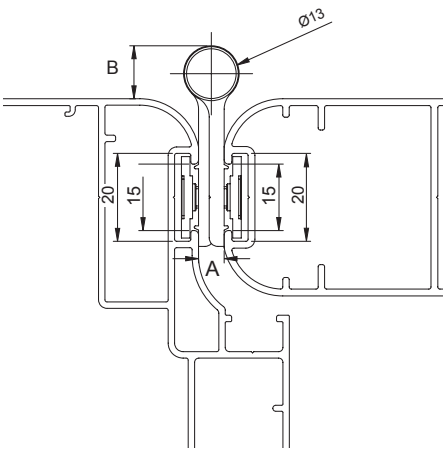

ART	A	B	NODO *SECTION*
8120.3	6	15	A24
8123.3	4	15	A24

CERNIERA A COLLO LUNGO

Cerniera a collo lungo | Long-neck hinge
Paumelle decalee | Bisagra de cuerpo largo



Cerniera a collo allungato, adatte all'utilizzo su persiane ed infissi ad apertura esterna.
Portata:
Con 2 cerniere: 40 Kg
Con 3 cerniere: 50 Kg

Hinge with extended neck, suited to use on shutters and openings to the outside.
Load capacity:
With 2 hinges: 40 Kg
With 3 hinges: 50 Kg

Paumelle avec long cou, utilisable sur persiennes et châssis à ouverture extérieure.
Portée :
Avec 2 paumelles: 40 Kg
Avec 3 paumelles: 50 Kg

Bisagra de cuerpo alargado, adecuadas para el uso en mallorquina y cerramientos de apertura externa.
Soporta:
Con 2 bisagras: 40 kg
Con 3 bisagras: 50 kg

ART.	TUTTI | ALL | TOUS | TODOS			
Imballo | Package | Conditionnement | Embalaje	50 PZ			
Finiture disponibili | Available finishes Finitions disponibles | Acabados disponibles	1	2	3	4

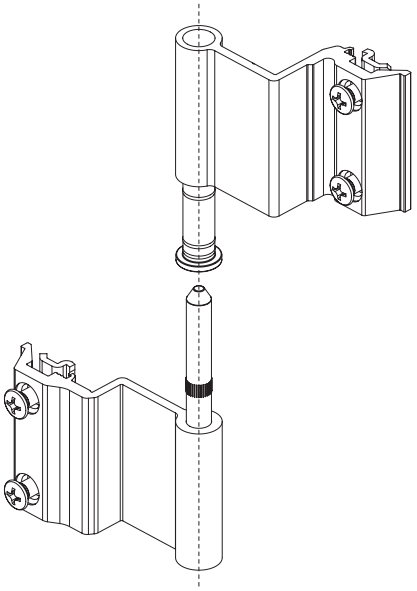

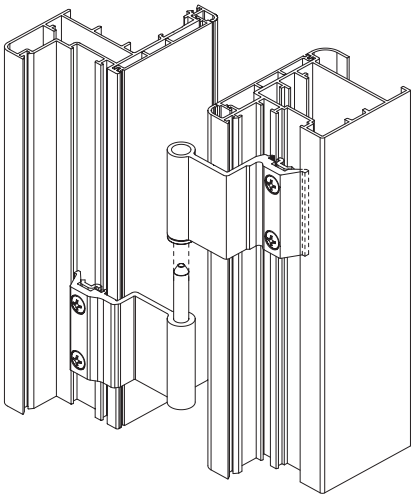

MONTAGGIO VERSIONE TOP RAPID
ASSEMBLING TOP RAPID VERSION

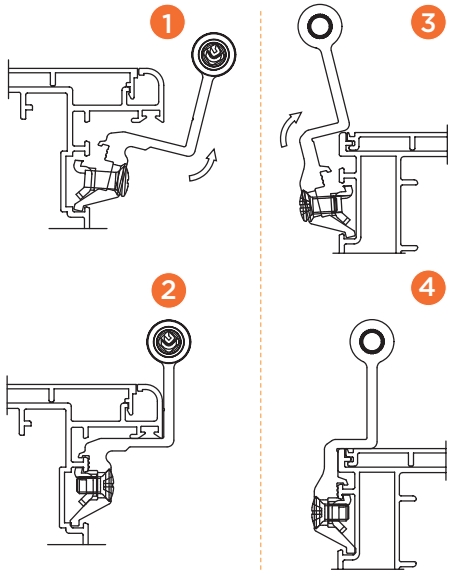

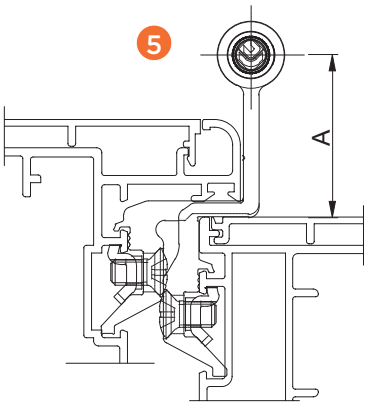

ART	A	*TIPO CERNIERA* *TYPE OF HINGE*	NODO *SECTION*
8125.3	40	ANTARES	A11 - A12
8147.3	27		A01
8230.4	38		A01
8615.3	43		A08
9618.3	27	TOP RAPID	A08 - A23

CERNIERA CON GRANI

Cerniera con grani | Hinge with setscrews
Paumelle avec grains | Bisagra con prisioneros



Cerniera in alluminio estruso, grani M6 in acciaio inox, boccole e tappini in nylon.
Portata:
Con 2 cerniere: 80 Kg
Con 3 cerniere: 90 Kg

Hinge in extruded aluminum, stainless steel M6 setscrews, nylon washers and caps.
Load capacity:
With 2 hinges: 80 Kg
With 3 hinges: 90 Kg

Paumelle en aluminium extrudé, grains M6 en acier inox, bagues et bouchons en nylon.
Portée:
Avec 2 paumelles: 80 Kg
Avec 3 paumelles: 90 Kg

Bisagra de aluminio extruido, prisioneros M6 de acero in ox, casquillos y tapones de nylon.
Soporta:
Con 2 bisagras: 80 kg
Con 3 bisagras: 90 kg

ART.	8613.3			
Imballo | Package | Conditionnement | Embalaje	50 PZ			
Finiture disponibili | Available finishes Finitions disponibles | Acabados disponibles	1	2	3	4

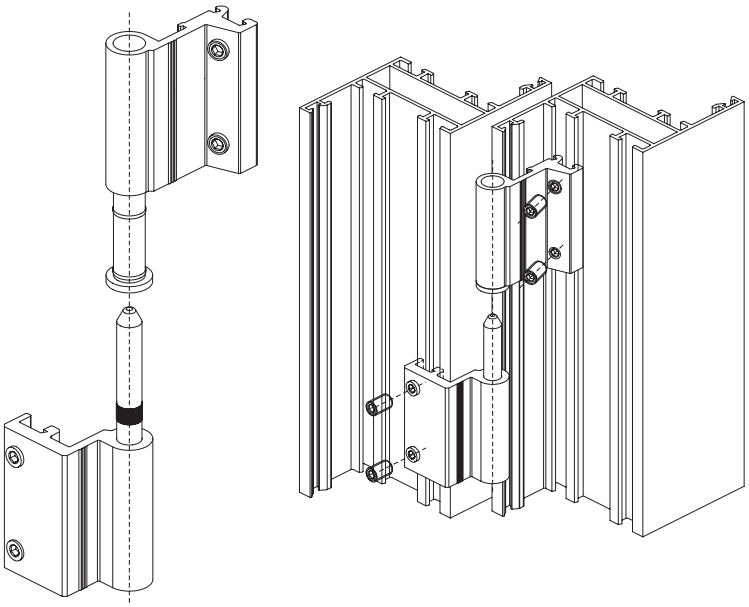

MONTAGGIO
ASSEMBLING

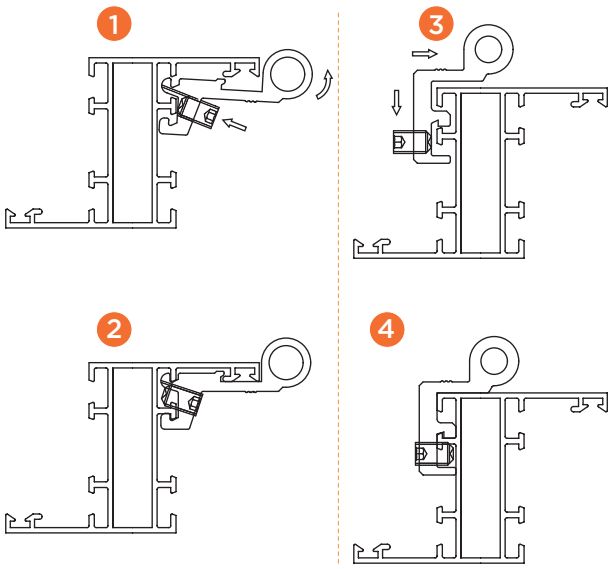



ART	NODO *SECTION*
8613.3	A08 - A09

CERNIERA PER SERIE TRADIZIONALI

Cerniera per serie tradizionali | Hinge for traditional series
Paumelle pour series traditionnelles | Bisagra para serie tradicional



Cerniera in alluminio estruso; boccole e tappini in nylon; perno in acciaio zincato.

Extruded aluminum hinge; nylon washers and caps; galvanized steel pin.

Paumelle en aluminium extrudé; bagues et bouchons en nylon; pivot en acier zingué.

Bisagra de aluminio extruido; casquillos y tapones de nylon; pernio de acero galvanizado.

ART.	TUTTI | ALL | TOUS | TODOS			
Imballo | Package | Conditionnement | Embalaje	50 PZ			
Finiture disponibili | Available finishes Finitions disponibles | Acabados disponibles	1	2	3	4

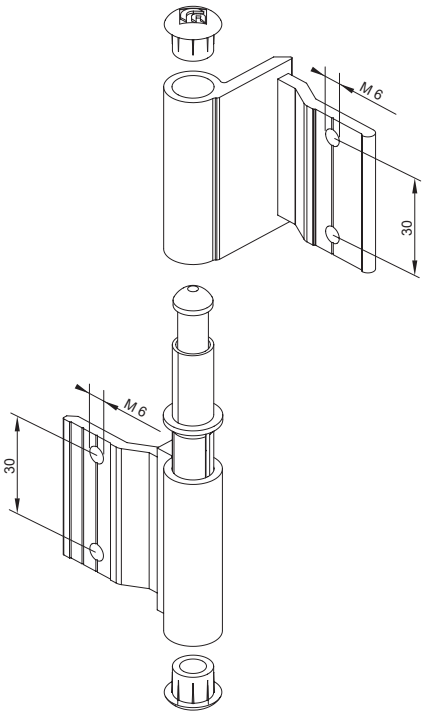

LAVORAZIONE
MANUFACTORING

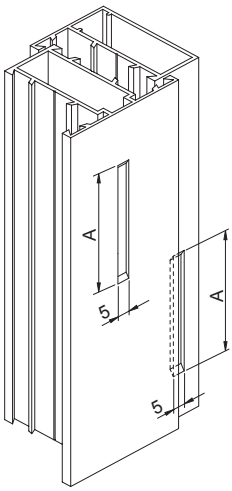

MONTAGGIO
ASSEMBLING

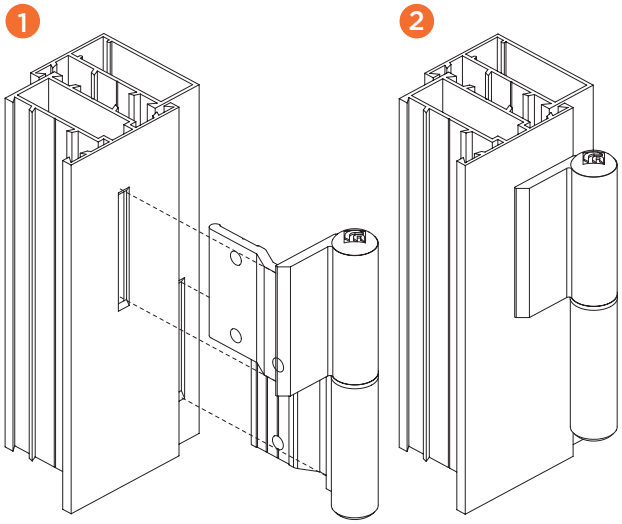

ART	A	NODO *SECTION*
8712.2	42	A26
8719.2	42	A27

VANIA
CERNIERA PER SCURETTO

Cerniera per scuretto | Hinge for shutter
Paumelle pour volet | Bisagra para contraventana



Cerniera in zama; boccole e spessori in nylon.
Art 8102: perno e viti in acciaio zincato.
Art 8102.3: perno e viti in acciaio inox.
Portata 23 Kg per coppia.

Zamak hinge; nylon washers and thickness.
Art 8102: galvanized steel pin and screws.
Art 8102.3: stainless steel pin and screws.
Load capacity 23 Kg per pair.

Paumelle en zamak; bagues et cales en nylon.
Art 8102: pivot et vis en acier zingué.
Art 8102.3: pivot et vis en acier inox.
Portée 23 Kg chaque paire.

Bisagra de zamac; casquillos y espesores de nylon.
Art. 8102: pernio y tornillos de acero galvanizado.
Art. 8102.3: pernio y tornillos de acero inox.
Soporta: 23 kg por par.

ART.	8102				8102.3			
Imballo | Package | Conditionnement | Embalaje	50 PZ				50 PZ			
Finiture disponibili | Available finishes Finitions disponibles | Acabados disponibles	1	2	3	4	1	2	3	4

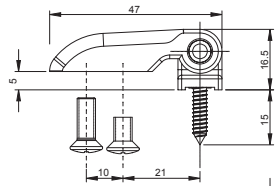

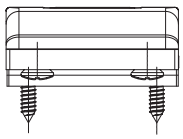

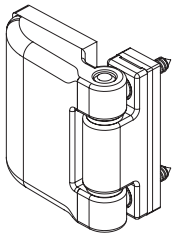

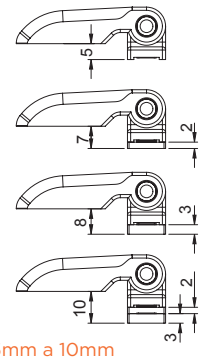

A = da 5mm a 10mm

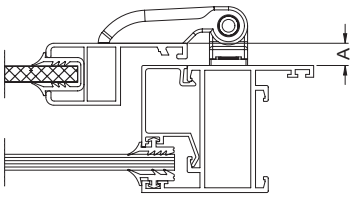

LAVORAZIONE
MANUFACTORING

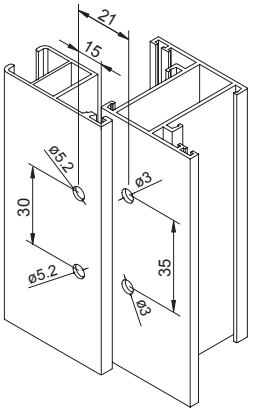

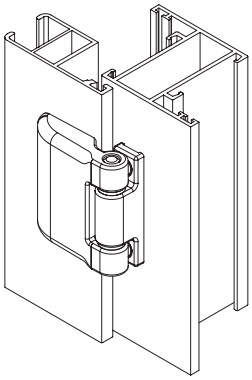

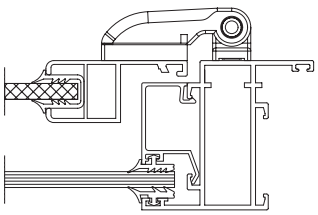

DESCRIZIONE *DESCRIPTION*	ART.
Versione con perno e viti in acciaio zincato *Version with galvanized steel pin and screws*	8102

DESCRIZIONE *DESCRIPTION*	ART.
Versione con perno e viti in acciaio inox *Version with stainless steel pin and screws*	8102.3

CERNIERA PER ZANZARIERE

Cerniera per zanzariere | Hinge for window screen
Paumelle pour moustiquaires | Bisagra para mosquiteros



Cerniera in alluminio estruso; boccole in nylon; Grani M6 in acciaio inox o zincato a seconda dell'articolo.

Hinge in extruded aluminum; nylon washers; M6 setscrews in stainless or galvanized steel depending on the item.

Paumelle en aluminium extrudé; bagues en nylon; grains M6 en acier inox ou zingué selon l'article.

Bisagra de aluminio extruido; casquillos de nylon; prisioneros M6 de acero inox o galvanizado de acuerdo con el artículo.

ART.	TUTTI | ALL | TOUS | TODOS			
Imballo | Package | Conditionnement | Embalaje	50 PZ			
Finiture disponibili | Available finishes Finitions disponibles | Acabados disponibles	1	2	3	4

MONTAGGIO
ASSEMBLING

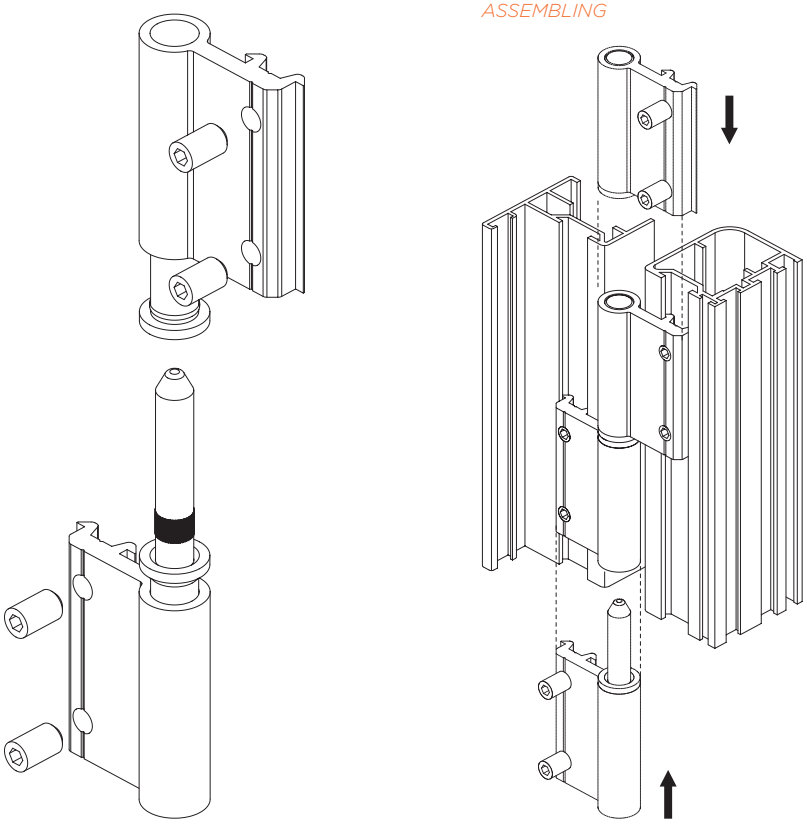

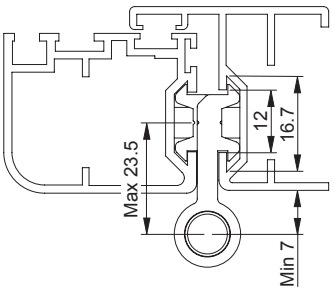

DESCRIZIONE *DESCRIPTION*	ART.
Versione con grani e perno in acc. Inox *Version with stainless steel pin and grub screws*	7081.1
Versione con grani e perno in acc. Zincato *Version with galvanized pin and grub screws*	7081.3

CERNIERA PER PORTE A VENTO

Cerniera per porte a vento | Spring hinge for swing door
Paumelle pour porteva et vient | Bisagra para puertas de vaivè



Corpo in alluminio estruso; perno in acciaio inox; boccole in nylon; tappi in zama; molle in acciaio armonico.

Hinge in extruded aluminum; nylon washers; M6 setscrews in stainless or galvanized steel depending on the item.

Corps en aluminium Extruted . Broches en acier inoxydable. Douilles de nylon renforcé. Zamak branche . Ressorts en acier harmonique.

Cuerpo en aluminio extruído. Pernio en acero inox. Casquillos en nylon cargado. Tapones en zamac. Muelles en acero armonico.

ART.	TUTTI | ALL | TOUS | TODOS			
Imballo | Package | Conditionnement | Embalaje	2 PZ			
Finiture disponibili | Available finishes Finitions disponibles | Acabados disponibles	1	2	* 3	4

* NEOPA / ARGEN

ART.	NODO *SECTION*
8750.1	Universale
8751.1	A08 (Erre40)

ART. 8750.1

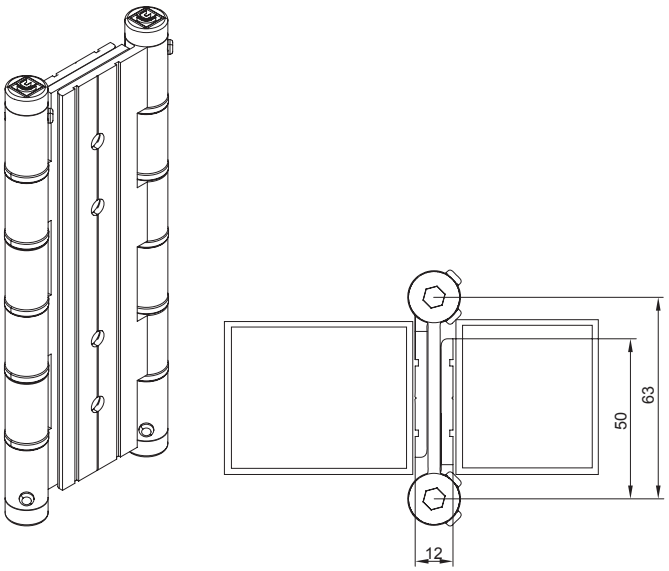

ART. 8751.1

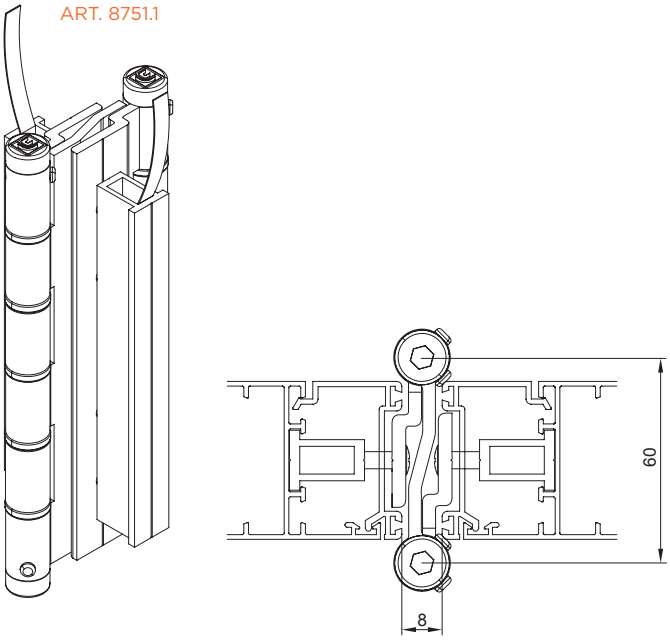

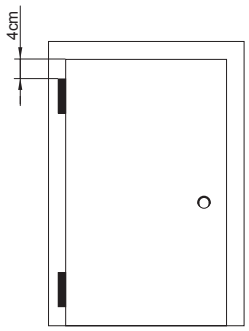

Configurazione 2 cerniere
2 hinges configuration

2 CERNIERE *2 HINGES*		
H mm	L mm	PESO Kg *WEIGHT Kg*
2100 2150	600	55
	700	48
	800	42
	900	38
	1000	35

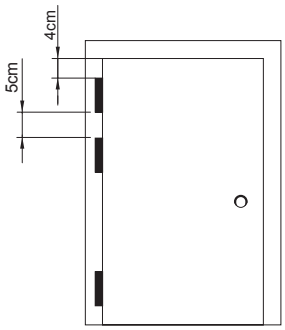

Configurazione 3 cerniere
3 hinges configuration

3 CERNIERE *3 HINGES*		
H mm	L mm	PESO Kg *WEIGHT Kg*
2100 2150	600	95
	700	84
	800	73
	900	67
	1000	62

MANIGLIONI
BIG HANDLES
GRANDES POIGNEES
MANILLONES

MANIGLIONE SAGOMATO

Maniglione sagomato | Single shaped pull handle
Barre formée unique | Tirador mango moldeado

Maniglione in acciaio inox AISI 316L. Maniglione sagomato, singolo con kit attacco fissaggio doppio incluso.

AISI 316L Stainless steel pull handle. Single shaped pull handle. Double fixing kit included.

Barre en acier inox. Barre en acier inox AISI 316L. Barre formée, avec kit de fixation double.

Tirador en acero inoxidable AISI 316L. Mango moldeado, simple con kit de fijación doble incluido.

ART.	5082.1			
Imballo | Package | Conditionnement | Embalaje	2 PZ			
Finiture disponibili | Available finishes Finitions disponibles | Acabados disponibles	1	2	3	4

ART.	Materiale *Material*	I	L	S	Ø	X	Attacchi *Fixing*
5082.1	316L	400	60	78	32	430	Inclusi *Included*

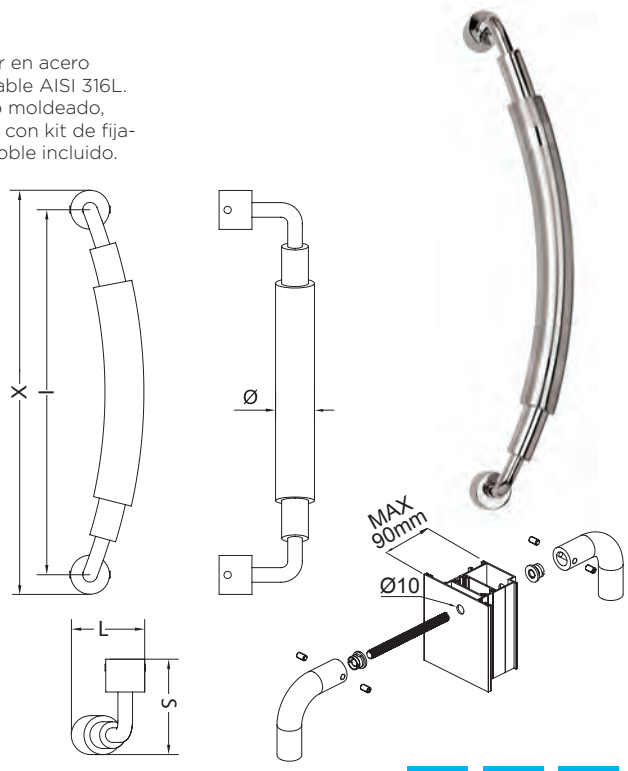

MANIGLIONE DRITTO

Maniglione diritto | Straight pull handle
Barre droite unique | Tirador mango recto

Maniglione in acciaio inox AISI 316L. Maniglione diritto, singolo con kit attacco fissaggio doppio incluso.

AISI 316L Stainless steel pull handle. Single Straight pull handle. Double fixing kit included.

Barre en acier inox. Barre en acier inox AISI 316L. Barre droite, avec kit de fixation double.

Tirador en acero inoxidable AISI 316L. Mango recto, simple, con doble kit de fijación incluido.

ART.	5083.1			
Imballo | Package | Conditionnement | Embalaje	2 PZ			
Finiture disponibili | Available finishes Finitions disponibles | Acabados disponibles	1	2	3	4

ART.	Materiale *Material*	I	L	S	Ø	X	Attacchi *Fixing*
5083.1	316L	350	82	...	32	382	Inclusi *Included*

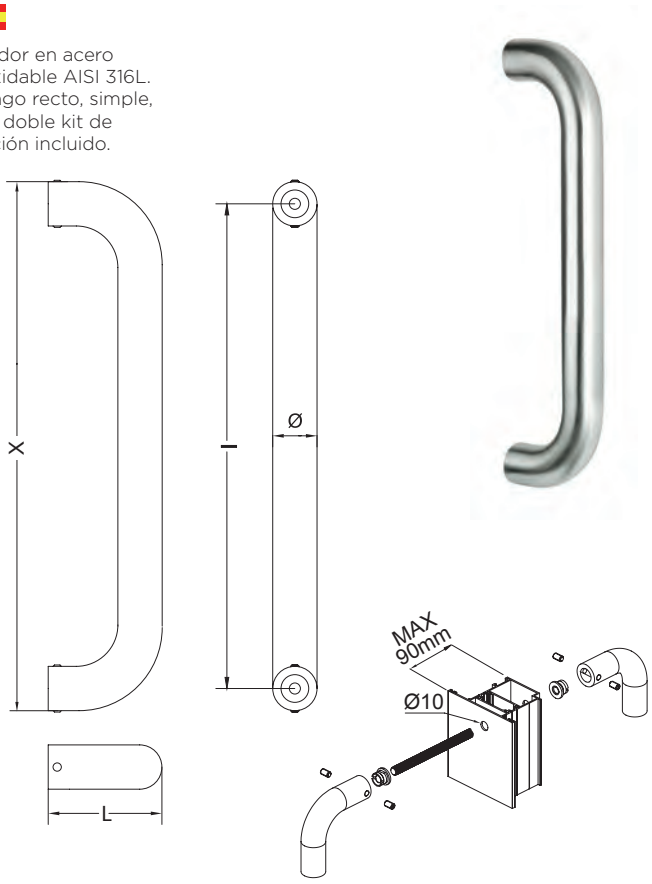

MANIGLIONE SAGOMATO

Maniglione sagomato | Single shaped pull handle
Barre formée unique | Tirador mango moldeado

Maniglione in acciaio inox AISI 316L. Maniglione sagomato, singolo con kit attacco fissaggio doppio incluso.

AISI 316L Stainless steel pull handle. Single shaped pull handle. Double fixing kit included.

Barre en acier inox. Barre en acier inox AISI 316L. Barre formée, unique, avec kit de fixation double.

Tirador en acero inoxidable AISI 316L. Mango moldeado, simple, con doble kit de fijación incluido.

ART.	5090.1			
Imballo | Package | Conditionnement | Embalaje	2 PZ			
Finiture disponibili | Available finishes Finitions disponibles | Acabados disponibles	1	2	3	4

ART.	Materiale *Material*	I	L	S	Ø	X	Attacchi *Fixing*
5090.1	316L	350	152	82	32	382	Inclusi *Included*



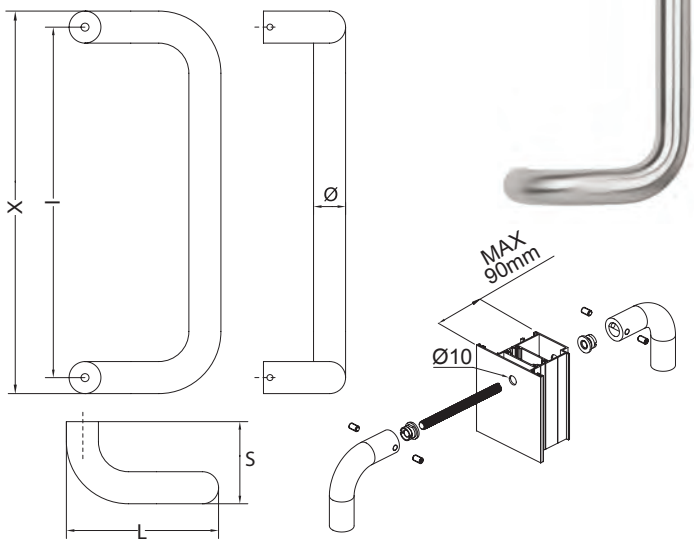

MANIGLIONE SAGOMATO

Maniglione sagomato | Single shaped pull handle
Barre formée unique | Tirador mango moldeado

Maniglione in acciaio inox AISI 316L. Maniglione sagomato, singolo con kit attacco fissaggio doppio incluso.

AISI 316L Stainless steel pull handle. Single shaped pull handle. Double fixing kit included.

Barre en acier inox. Barre en acier inox AISI 316L. Barre formée, unique, avec kit de fixation double.

Tirador en acero inoxidable AISI 316L. Mango moldeado, simple, con doble kit de fijación incluido.

ART.	5092.1			
Imballo | Package | Conditionnement | Embalaje	2 PZ			
Finiture disponibili | Available finishes Finitions disponibles | Acabados disponibles	1	2	3	4

ART.	Materiale *Material*	I	L	S	Ø	X	Attacchi *Fixing*
5090.1	316L	500	174	80	32	578	Inclusi *Included*



MANIGLIONE SAGOMATO

Maniglione sagomato | Single shaped pull handle
Barre formée unique | Tirador mango moldeado

Maniglione in acciaio inox AISI 316L. Maniglione sagomato, singolo con kit attacco fissaggio doppio incluso.

AISI 316L Stainless steel pull handle. Single shaped pull handle. Double fixing kit included.

Barre en acier inox. Barre en acier inox AISI 316L. Barre formée, avec kit de fixation double.

Tirador en acero inoxidable AISI 316L. Mango moldeado, simple, con doble kit de fijación incluido.

ART.	5094.1			
Imballo | Package | Conditionnement | Embalaje	2 PZ			
Finiture disponibili | Available finishes Finitions disponibles | Acabados disponibles	1	2	3	4

ART.	Materiale *Material*	I	L	S	Ø	X	Attacchi *Fixing*
5094.1	316L	350	104	82	32	382	Inclusi *Included*

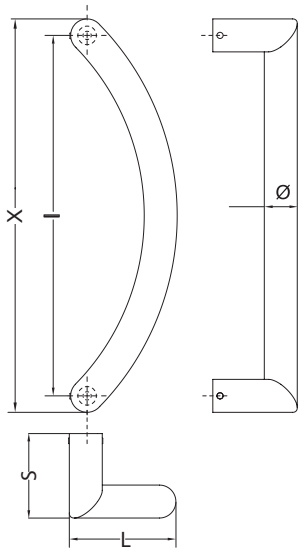

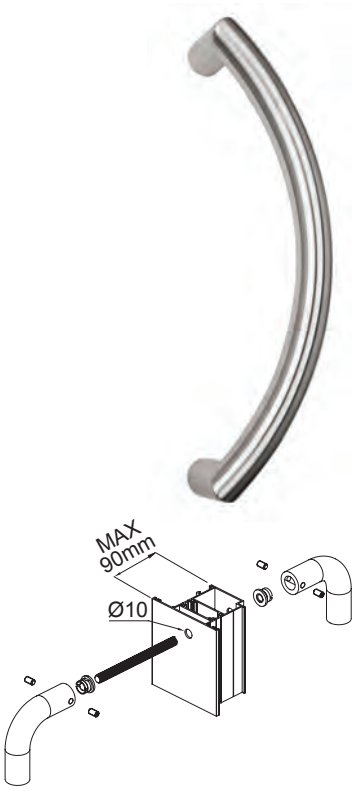

MANIGLIONE DIRITTO CON SUPPORTI INCLINATI

Maniglione diritto con supporti inclinati | Straight pull handle with straight support
Barre droite, unique avec support droite | Tirador mango recto con soportes rectos

Maniglioni in acciaio inox AISI 316L. Maniglione diritto con supporti inclinati, singolo, sezione 40x10, con kit attacco fissaggio doppio incluso.

AISI 316L Stainless steel pull handle. Single Straight pull handle with inclined support, section 40x10. Double fixing kit included.

Barre en acier inox. Barre en acier inox AISI 316L. Barre droite, unique, avec support inclinè, section 40x10, avec kit de fixation double.

Tiradores en acero inoxidable AISI 316L. Mango recto con soportes inclinados, simple, sección 40x10, con kit de fijación doble incluido.

ART.	5095.1 | 5095.2			
Imballo | Package | Conditionnement | Embalaje	2 PZ			
Finiture disponibili | Available finishes Finitions disponibles | Acabados disponibles	1	2	3	4

ART.	Materiale *Material*	I	L	S	Ø	X	Attacchi *Fixing*
5095.1	316L	350	87	60	...	500	Inclusi *Included*
5095.2	316L	600	87	60	...	800	

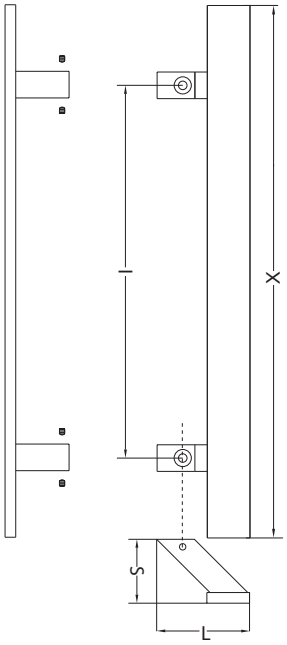

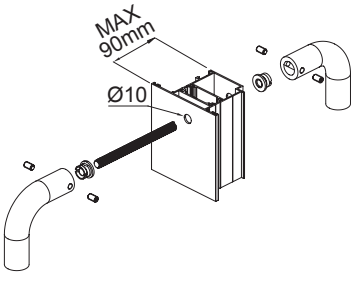

MANIGLIONE DIRITTO CON SUPPORTI DIRITTI

Maniglione diritto con supporti diritti | Straight pull handle with straight support
Barre droite, unique avec support droite | Tirador mango recto con soportes rectos

Maniglione in acciaio inox AISI 316L. Maniglione diritto con supporti diritti, singolo, sezione 40x10, con kit attacco fissaggio doppio incluso.

AISI 316L Stainless steel pull handle. Single Straight pull handle with straight support, section 40x10. Double fixing kit included.

Barre en acier inox. Barre en acier inox AISI 316L. Barre droite, unique, avec support droite, section 40x10, avec kit de fixation double.

Tirador en acero inoxidable AISI 316L. Mango recto con soportes rectos, simple, sección 40x10, con kit de fijación doble incluido.

ART.	5096.1 | 5096.2			
Imballo | Package | Conditionnement | Embalaje	2 PZ			
Finiture disponibili | Available finishes Finitions disponibles | Acabados disponibles	1	2	3	4

ART.	Materiale *Material*	I	L	S	Ø	X	Attacchi *Fixing*
5096.1	316L	300	55	25	...	500	Inclusi *Included*
5096.2	316L	600	55	25	...	800	

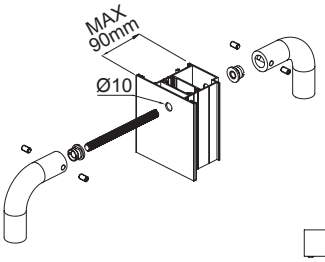

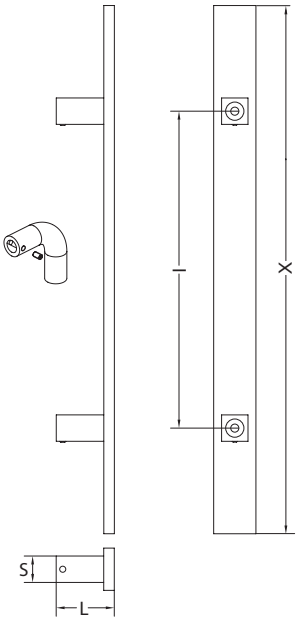



MANIGLIONE DIRITTO CON SUPPORTI DIRITTI

Maniglione diritto con supporti diritti | Straight pull handle with straight support
Barre droite, unique avec support droite | Tirador mango recto con soportes rectos

Maniglione in acciaio inox AISI 316L. Maniglione diritto con supporti diritti, singolo, sezione 25x25, con kit attacco fissaggio doppio incluso.

AISI 316L Stainless steel pull handle. Single Straight pull handle with straight support, section 25x25. Double fixing kit included.

Barre en acier inox. Barre en acier inox AISI 316L. Barre droite, unique, avec support droite, section 25x25, avec kit de fixation double.

Tirador en acero inoxidable AISI 316L. Mango recto con soportes rectos, simple, sección 25x25, con kit de fijación doble incluido.

ART.	5097.1 | 5097.2			
Imballo | Package | Conditionnement | Embalaje	2 PZ			
Finiture disponibili | Available finishes Finitions disponibles | Acabados disponibles	1	2	3	4

ART.	Materiale *Material*	I	L	S	Ø	X	Attacchi *Fixing*
5097.1	316L	300	70	25	...	500	Inclusi *Included*
5097.2	316L	600	70	25	...	800	

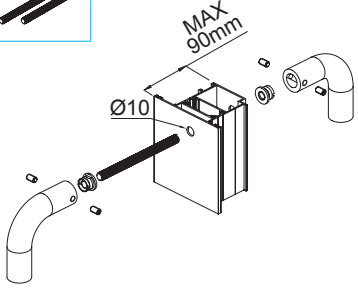

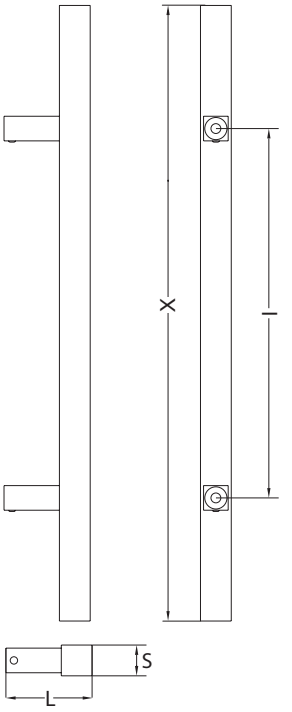



MANIGLIONE DIRITTO CON SUPPORTI INCLINATI

Maniglione diritto con supporti inclinati | Straight pull handle with straight support
Barre droite, unique avec support droite | Tirador mango recto con soportes rectos

Maniglione in acciaio inox AISI 316L. Maniglione diritto con supporti inclinati, singolo, sezione 25x25, con kit attacco fissaggio doppio incluso.

AISI 316L Stainless steel pull handle. Single Straight pull handle with inclined support, section 25x25. Double fixing kit included.

Barre en acier inox. Barre en acier inox AISI 316L. Barre droite, unique, avec support inclinè, section 25x25, avec kit de fixation double.

Tirador en acero inoxidable AISI 316L. Mango recto con soportes inclinados, simple, con doble kit de fijación incluido.



ART.	5098.1 | 5098.2			
Imballo | Package | Conditionnement | Embalaje	2 PZ			
Finiture disponibili | Available finishes Finitions disponibles | Acabados disponibles	1	2	3	4

ART.	Materiale *Material*	I	L	S	Ø	X	Attacchi *Fixing*
5098.1	316L	350	83	65	...	500	Inclusi *Included*
5098.2	316L	600	83	65	...	800	

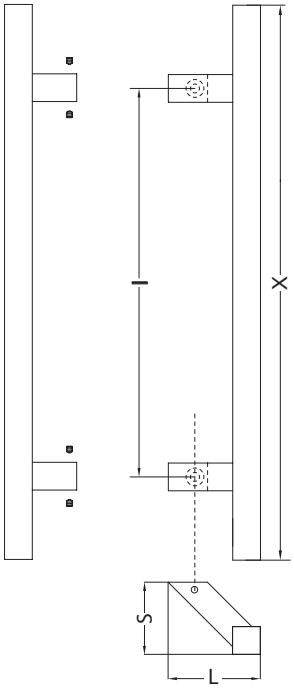

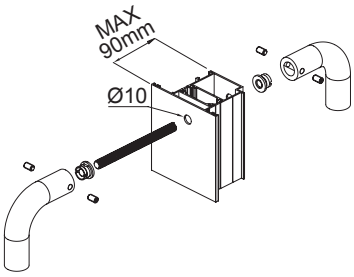

KIT FISSAGGIO PER MANIGLIONI IN ACCIAIO INOX

Kit fissaggio per maniglioni in acciaio inox | Single fixing stainless steel handles | Kit de fixation barre en acier inox | Kit de fijación tiradores de acero inoxidabl



Placche e barre filettate in acciaio zincato; boccole in nylon. Kit fissaggio singolo con foro passante per porte in alluminio o vetro

Plates and threaded bars in galvanized steel nylon bush. Single fixing kit with through hole for aluminium or glass doors.

Plaques et barres filetèes en acier galvanisé; bagues en nylon. Kit de fixation simple avec trou à traverse pour portes en aluminium ou en verre.

Placas y barras roscadas de acero galvanizado; casquillos de nylon. Kit de fijación individual con agujero pasante para puertas de aluminio o vidrio

ART.	5237.21			
Imballo | Package | Conditionnement | Embalaje	1 PZ			
Finiture disponibili | Available finishes Finitions disponibles | Acabados disponibles	1	2	3	4

ART.	Attacchi *Fixing*	A
5237.21	Fissaggio singolo per porte alluminio, pvc foro passante *Single fixing-aluminium, pvc, doors with entering hole*	10
	Fissaggio singolo porte in vetro, plastica *Single fixing-glass, PVC, doors*	14

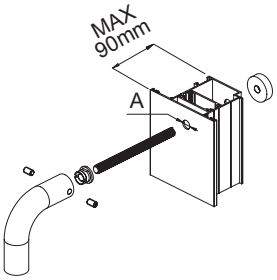



Fissaggio singolo per porte alluminio, pvc foro passante
Single fixing-aluminium, pvc, doors with entering hole

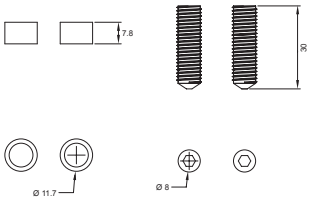

Fissaggio singolo porte in vetro, plastica
Single fixing-glass, PVC, doors

KIT FISSAGGIO PER MANIGLIONI IN ACCIAIO INOX

Kit fissaggio per maniglioni in acciaio inox | Single fixing stainless steel handles | Kit de fixation barre en acier inox | Kit de fijación tiradores de acero inoxidable



Viti con testa a martello in accaio zincato. Kit fissaggio singolo con foro non passante

Galvanized steel hammer head screws. Single fixing kit with no-through hole.

Vis à tête de marteau en acier galvanisé. Kit de fixation simple avec trou non à traverse.

Tornillos de cabeza de martillo de acero cincado. Kit de fijación simple con agujero no pasantew

ART.	5237.22 | 5237.23			
Imballo | Package | Conditionnement | Embalaje	1 PZ			
Finiture disponibili | Available finishes Finitions disponibles | Acabados disponibles	1	2	3	4

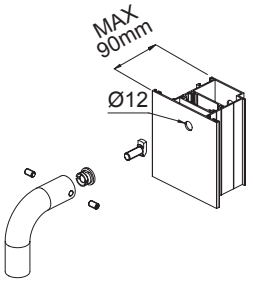

Art. 5237.22

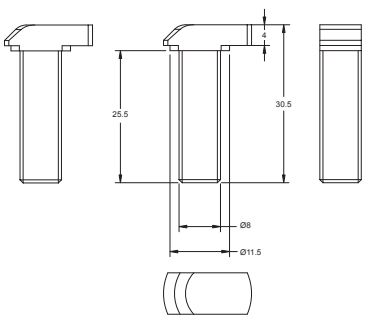

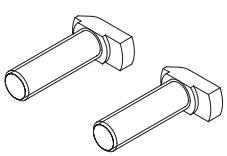

Art. 5237.23

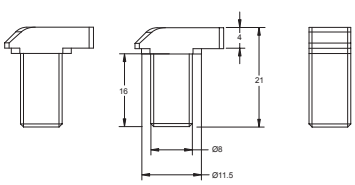

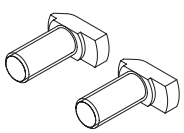

Abbinabile con Art. 5092.1 - 5095.1/2 - 5098.1/2
Combined with Art. 5092.1 - 5095.1/2 - 5098.1/2

ECLISSE MANIGLIONE DIRITTO (ALLUMINIO)

Maniglioni in alluminio estruso.

Big handles in extruded aluminum.

oignées tubes en aluminium extrudé.

Manillones de aluminio extruido.

ART.	5000.22 | 5000.30				5000.36				5000.65 5000.120 | 5000.180			
Imballo | Package | Conditionnement | Embalaje	6 Pz				5 Pz				2 Pz			
Finiture disponibili | Available finishes Finitions disponibles | Acabados disponibles	1	2	3	4	1	2	3	4	1	2	3	4

ART.	I	S	Ø
5000.22	220	85	33
5000.30	300	85	33
5000.36	360	85	33
5000.65	650	85	33

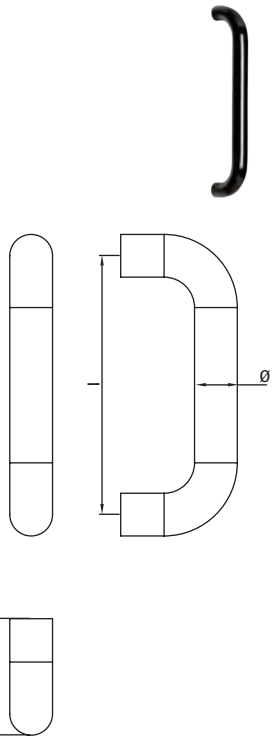

ECLISSE MANIGLIONE PIEGATO (ALLUMINIO)

Maniglioni in alluminio estruso.

Big handles in extruded aluminum.

oignées tubes en aluminium extrudé.

Manillones de aluminio extruido.

ART.	TUTTI | ALL TODOS | TOUT			
Imballo | Package | Conditionnement | Embalaje	2 Pz			
Finiture disponibili | Available finishes Finitions disponibles | Acabados disponibles	1	2	3	4

ART.	I	L	S	Ø
5010.30	300	165	85	33
5010.36	360	165	85	33

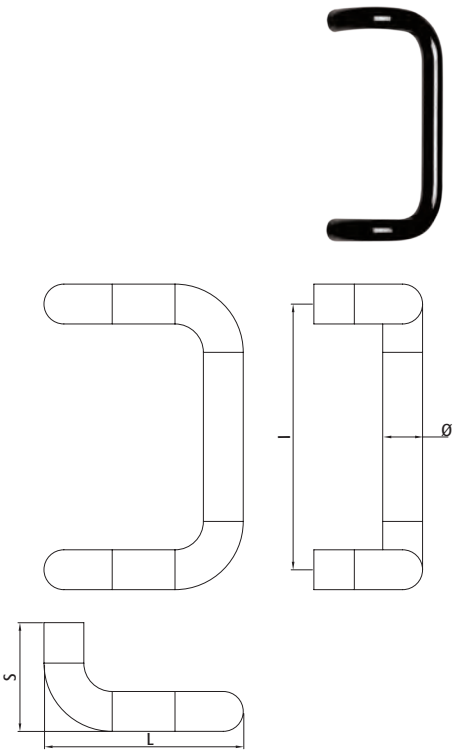

ECLISSE MANIGLIONE SEMICIRCOLARE (ALLUMINIO)

Maniglioni in alluminio estruso.

Big handles in extruded aluminum.

oignées tubes en aluminium extrudé.

Manillones de aluminio extruido.



ART.	TUTTI | ALL TODOS | TOUT			
Imballo | Package | Conditionnement | Embalaje	2 Pz			
Finiture disponibili | Available finishes Finitions disponibles | Acabados disponibles	1	2	3	4

ART.	I	L	S	Ø
5020.30	300	255	85	33

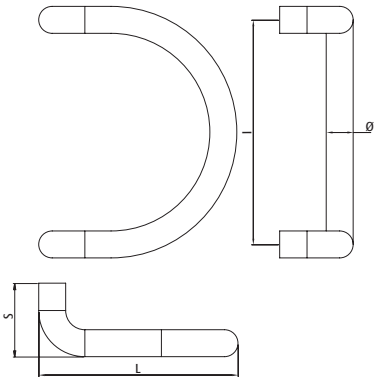

ECLISSE MANIGLIONE A "L" (ALLUMINIO)

Maniglioni in alluminio estruso.

Big handles in extruded aluminum.

oignées tubes en aluminium extrudé.

Manillones de aluminio extruido.



ART.	5040.30 | 5040.42			
Imballo | Package | Conditionnement | Embalaje	2 Pz			
Finiture disponibili | Available finishes Finitions disponibles | Acabados disponibles	1	2	3	4

ART.	I	L	S	Ø
5040.30	300	210	85	33
5040.42	423	300	85	33

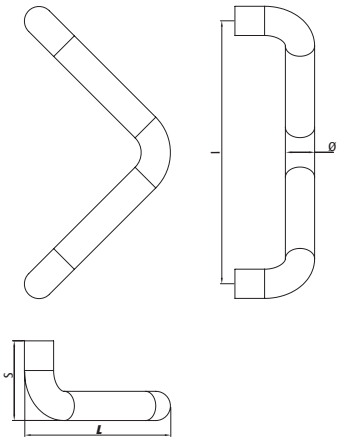

ECLISSE ATTACCHI PER MANIGLIONE (ALLUMINIO)

Vite in nylon; perni in acciaio zincato.

Nylon screws; galvanized steel pins.

Vis en nylon; pivots en acier zingué.

Tornillo de nylon; pernios de acero galvanizado.

ART.	TUTTI | ALL TODOS | TOUT			
Imballo | Package | Conditionnement | Embalaje	2 Pz			
Finiture disponibili | Available finishes Finitions disponibles | Acabados disponibles	1	2	3	4



ART.	DESCRIZIONE	A
5231	Fissaggio doppio per porte alluminio, legno, ferro, PVC *Double fixing-aluminium, iron, PVC, doors*	10
5232	Fissaggio singolo per porte alluminio, ferro *Single fixing-aluminium, iron doors*	23x9
5233	Fissaggio singolo per porte alluminio, pvc foro passante *Single fixing-aluminium, pvc, doors with entering hole*	10
5234	Fissaggio doppio porte in vetro, plastica *Double fixing-glass, PVC, doors*	14

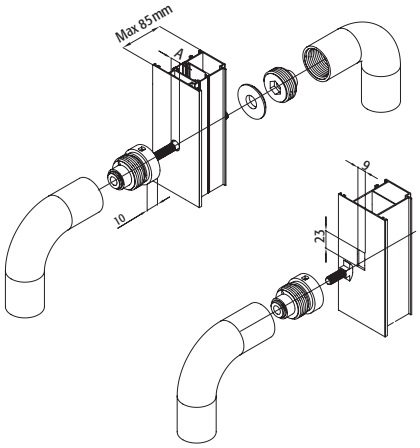

ECLISSE ATTACCHI PER MANIGLIONE (ALLUMINIO)

Viti in alluminio estruso, basette in zama, perni in acciaio zincato.

Extruded aluminum screws, zamak base plates, galvanized steel pins.

Vis en aluminium extrudé, embase en zamak, pivots en acier zingué.

Tornillos de aluminio extruido, placas de zamac, pernios de acero galvanizado.

ART.	5231.4 | 5232.3			
Imballo | Package | Conditionnement | Embalaje	1 Kit			
Finiture disponibili | Available finishes Finitions disponibles | Acabados disponibles	1	2	3	4



ART.	DESCRIZIONE	S
5231.4	Fissaggio doppio per porte alluminio, legno, ferro, PVC *Double fixing-aluminium, iron, PVC, doors*	max 85
5232.3	Fissaggio singolo per porte alluminio, ferro *Single fixing-aluminium, iron, doors*	-----

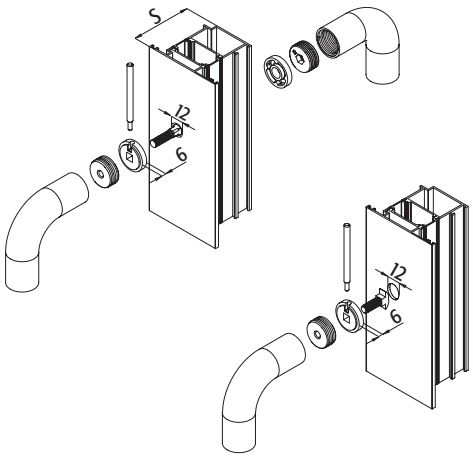

SCORREVOLI
SLIDING UNITS
COULISSANTS
CORREDERAS

LINEA MULTICOMFORT
SERRATURA

Blocco serratura | Lock body for interiors
Bloc serrure pour interieurs | Bloque cerradura para internos

Blocco serratura
Art. 6302: i componenti principali sono realizzati in acciaio inox.

Lock body
Art. 6302: main components are made of stainless steel.

Bloc serrure
Art. 6302: les composants principaux sont réalisés en acier inox.

Bloque cerradura
Art. 6302: los componentes principales se fabrican en acero inox.



ART.	6302			
Imballo | Package | Conditionnement | Embalaje	20 Pz			
Finiture disponibili | Available finishes Finitions disponibles | Acabados disponibles	1	2	3	4

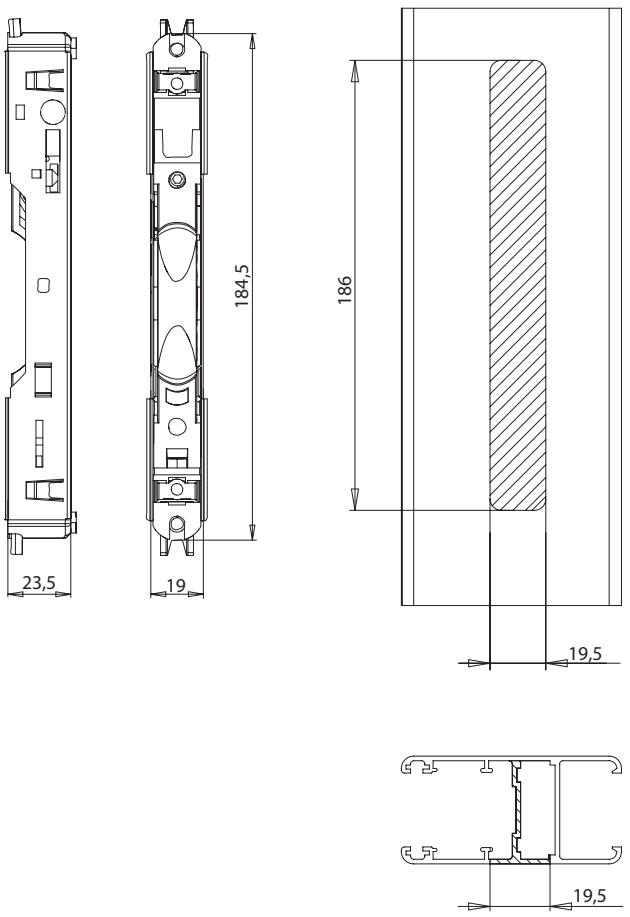

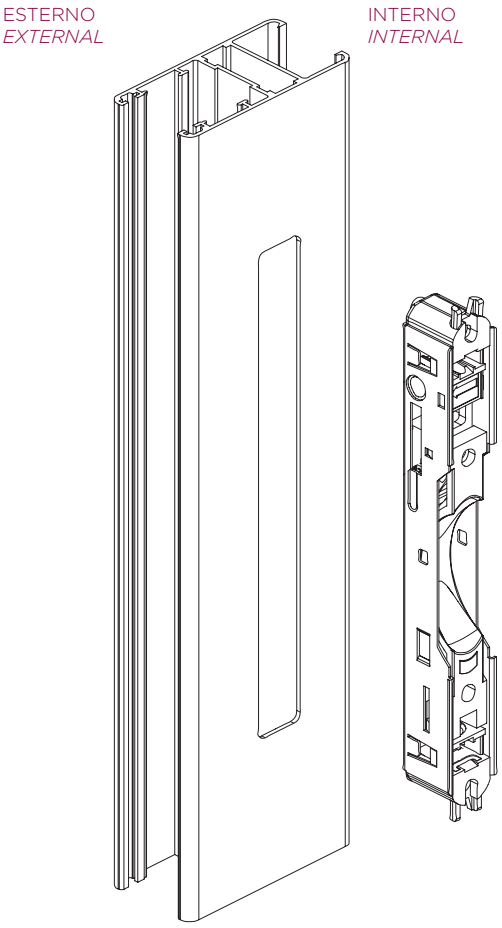

ESTERNO
EXTERNAL

Art. 6318

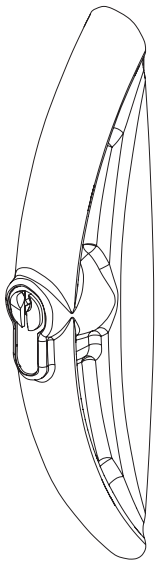

Art. 6317.2X

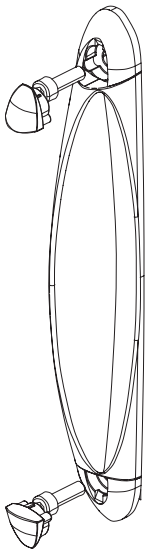

Art. 6314.1X

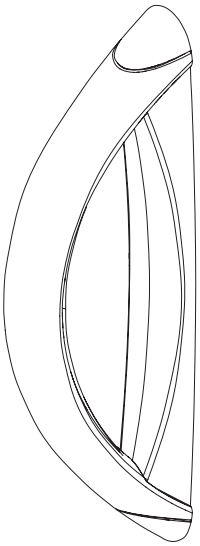

Art. 6302

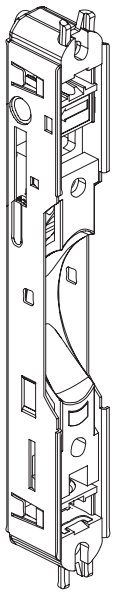

INTERNO
INTERNAL

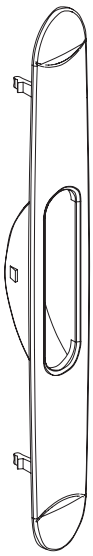

Art. 6310

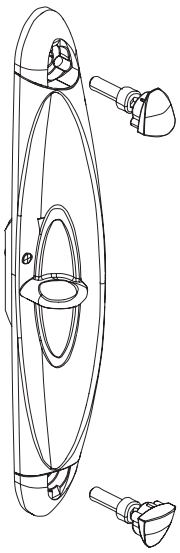

Art. 6316

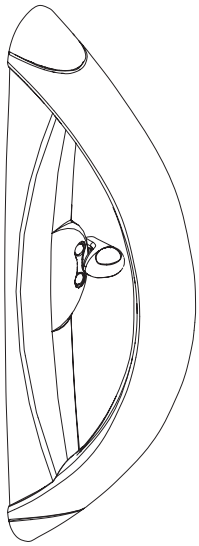

Art. 6312

LINEA MULTICOMFORT

PLACCA PER INTERNI

Placca per interni | Plate for interiors
Plaque pour interieurs | Placa para internos

Art. 6310: realizzata in materiale composito, disponibile in diversi colori grazie al particolare sistema di verniciatura (termolaccaggio a polvere, identico al profilo).

Art. 6310: made of composite material, available in different colors thanks to the special paint system (powder coating, identical to the profile).

Art. 6310: réalisée en matériau composite, disponible en couleurs différentes grâce au système de laquage spécifique (thermolaquage avec poudre, identique au profilé).

Art. 6310: fabricada en material compuesto, disponible en diferentes colores gracias al particular sistema de laqueado (termolaqueado a polvo, idéntico al perfil).



ART.	6310			
Imballo | Package | Conditionnement | Embalaje	20 Pz			
Finiture disponibili | Available finishes Finitions disponibles | Acabados disponibles	1	2	3	4

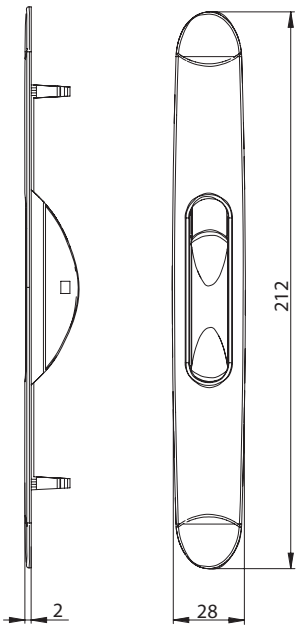

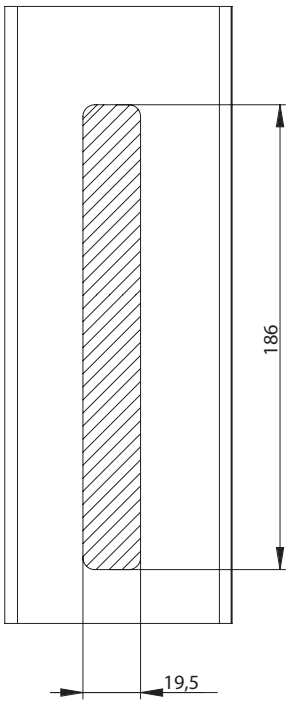

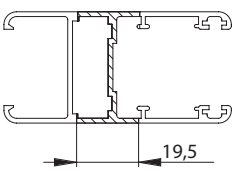

INTERNO
INTERNAL

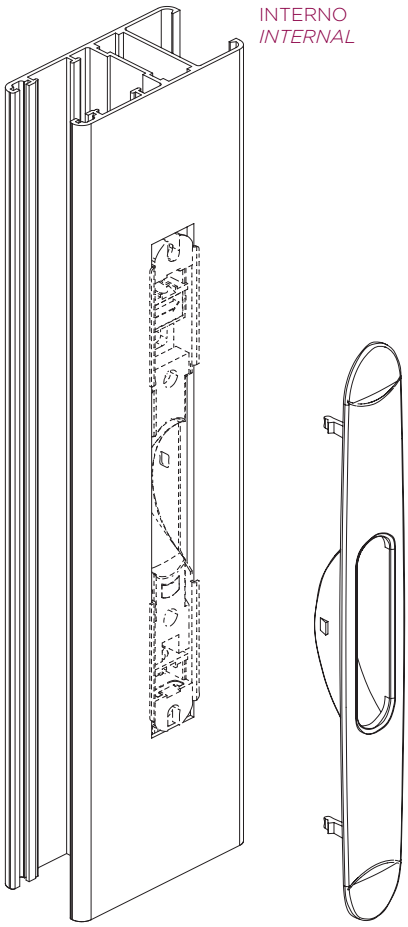

LINEA MULTICOMFORT

MANIGLIE A CONCHIGLIA

Maniglie a conchiglia | Shell handles
Poignees coquille | Manillas a concha



Realizzate principalmente in zama, disponibili in diversi colori grazie al particolare sistema di verniciatura (termolaccaggio a polvere, identico al profilo).

Made principally of zamak, available in different colors thanks to the special paint system (powder coating, identical to the profile).

Réalisées principalement en zamak, disponibles en couleurs différentes grâce au système de laquage spécifique (thermolaquage avec poudre, identique au profilé).

Fabricadas principalmente en zamac, disponibles en diferentes colores gracias al particular sistema de laqueado (termolaqueado a polvo, idéntico al perfil).

ART.	6316				6317.20 | 6317.21 6317.22 | 6322.23			
Imballo | Package | Conditionnement | Embalaje	10 Pz				20 Pz			
Finiture disponibili | Available finishes Finitions disponibles | Acabados disponibles	1	2	3	4	1	2	3	4

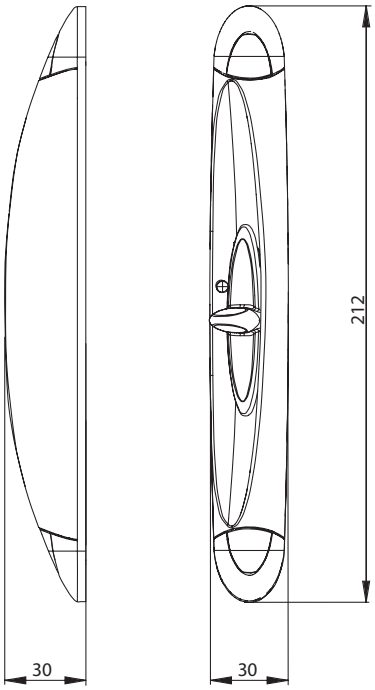

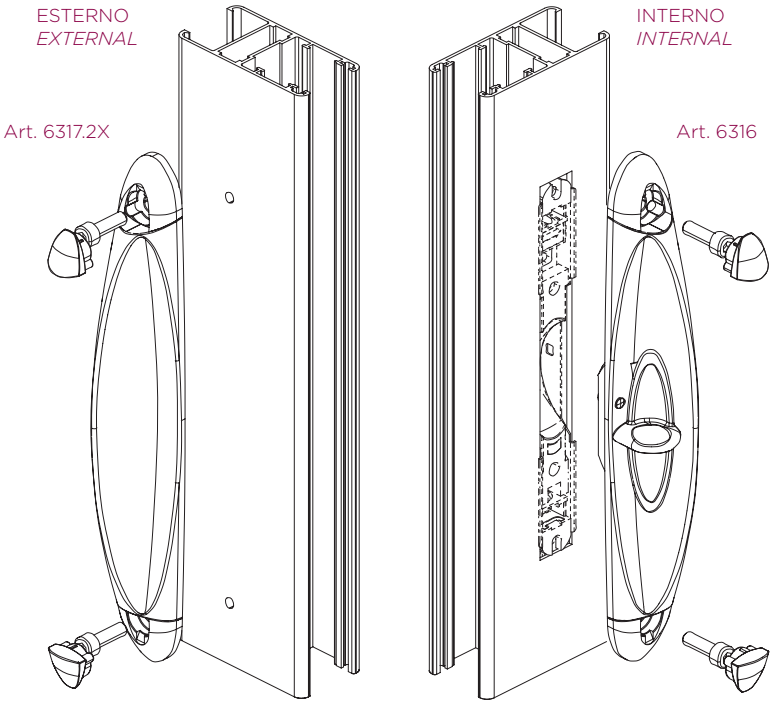

ART.	DESCRIZIONE *DESCRIPTION*	Y	APPLICAZIONE *APPLICATION*
6316	Maniglia a Conchiglia con comando *Shell handle with control*	-	Interna *Internal*
6317.20	Maniglia a Conchiglia fissa con Viti M5x16mm *Shell handle with M5x16 screws*	26/30mm	Esterna *External*
6317.21	Maniglia a Conchiglia fissa con Viti M5x20mm *Shell handle with M5x20 screws*	31/35mm	
6317.22	Maniglia a Conchiglia fissa con Viti M5x25mm *Shell handle with M5x25 screws*	36/40mm	
6317.23	Maniglia a Conchiglia fissa con Viti M5x30mm *Shell handle with M5x30 screws*	41/45mm	

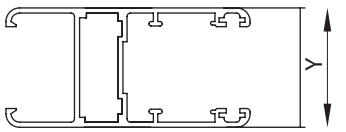

LINEA MULTICOMFORT
MANIGLIA DI TRAINO

Maniglia di traino | Pull handle
Poignee de tirage | Manilla tiradora



Realizzate principalmente in zama, disponibili in diversi colori grazie al particolare sistema di verniciatura (termolaccaggio a polvere, identico al profilo).
Maniglia di traino con dispositivo di manovra (per interni) art. 6312.
Maniglia di traino fissa (per esterni) art. 6314.

Made principally of zamak, available in different colors thanks to the special paint system (powder coating, identical to the profile).
Pull handle with moving latch (for inside) art. 6312.
Fixed pull handle (for outside) art. 6314.

Réalisées principalement en zamak, disponibles en couleurs différentes grâce au système de laquage spécifique (thermolaquage avec poudre, identique au profilé).
Poignée de tirage avec dispositif de manœuvre (pour intérieurs)
art. 6312.
Poignée de tirage fixe (pour extérieurs)
art. 6314.

Fabricadas principalmente en zamac, disponibles en diferentes colores gracias al particular sistema de laqueado (termolaqueado a polvo, idéntico al perfil).
Manilla tiradora con dispositivo de maniobra (para interiores)
art. 6312.
Manilla tiradora fija (para exteriores) art. 6314.

ART.	TUTTI | ALL | TOUS | TODOS			
Imballo | Package | Conditionnement | Embalaje	20 Pz			
Finiture disponibili | Available finishes Finitions disponibles | Acabados disponibles	1	2	3	4

Art. 6314

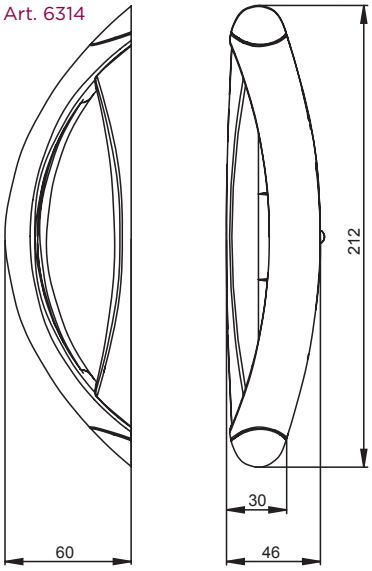

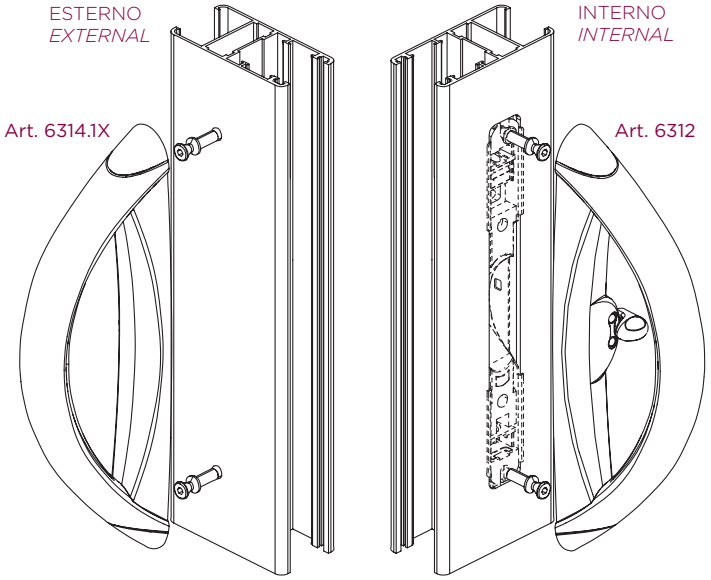

ART.	DESCRIZIONE *DESCRIPTION*	Y	APPLICAZIONE *APPLICATION*
6312.1	*Maniglia di traino con comando* *Pull handle with control*	-	Interna *Internal*
6314.10	*Maniglia di traino fissa con Viti M5x13mm* *Pull handle with M5x13 screws*	26/30mm	Esterna *External*
6314.11	*Maniglia di traino fissa con Viti M5x17mm* *Pull handle with M5x17 screws*	31/35mm	
6314.13	*Maniglia di traino fissa con Viti M5x21mm* *Pull handle with M5x21 screws*	36/40mm	
6314.14	*Maniglia di traino fissa con Viti M5x25mm* *Pull handle with M5x25 screws*	41/45mm	

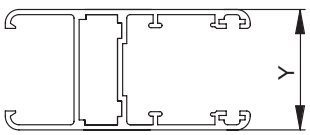

LINEA MULTICOMFORT

MANIGLIA CON SERRATURA

Maniglia con serratura | Handle with lock
Poignee avec serrure | Manilla con cerradura



Realizzata principalmente in zama, disponibile in diversi colori grazie al particolare sistema di verniciatura (termolaccaggio a polvere, identico al profilo).

Made principally of zamak, available in different colors thanks to the special paint system (powder coating, identical to the profile).

Réalisée principalement en zamak, disponible en couleurs différentes grâce au système de laquage spécifique (thermolaquage avec poudre, identique au profilé).

Fabricada principalmente en zamac, disponible en diferentes colores gracias al particular sistema de laqueado (termolaqueado a polvo, idéntico al perfil).

ART.	6318 | 6318.10			
Imballo | Package | Conditionnement | Embalaje	10 Pz			
Finiture disponibili | Available finishes Finitions disponibles | Acabados disponibles	1	2	3	4

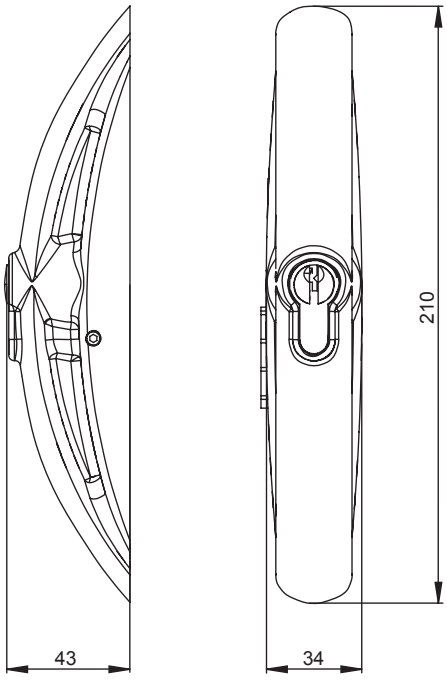

ESTERNO
EXTERNAL

Art. 6318

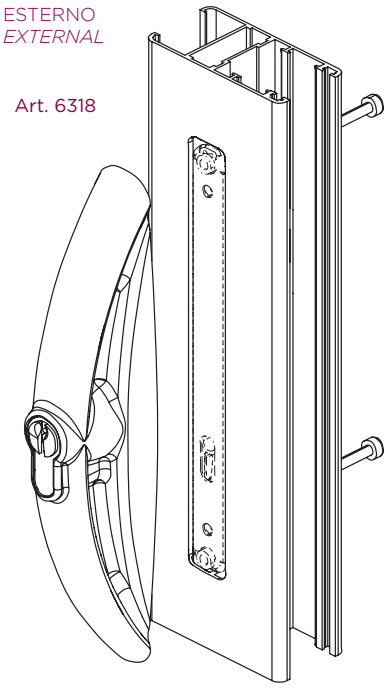

ART.	DESCRIZIONE *DESCRIPTION*	Y	APPLICAZIONE *APPLICATION*
6318	Maniglia con serratura con Viti M5x25mm *Handle with lock with M5x25 screws*	26/40mm	*Esterna* *External*
6318.10	Maniglia con serratura con Viti M5x30mm *Handle with lock with M5x30 screws*	41/45mm	

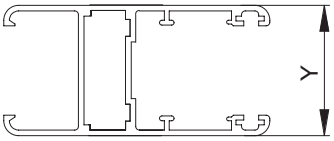

LINEA MULTICOMFORT

KIT CHIUSURE SINGOLE E MULTIPUNTO

Chiusure singole e multipunto | Single and multipoint locks
Fermetures simples et multipoints | Cierre simple y multipunto

Aste in acciaio con trattamento superficiale TSS che garantisce classe di resistenza 5 alla corrosione; naselli di chiusura in acciaio inox A2, con elevata resistenza allo strappo: +200 daN per nasello; pattini di scivolamento in poliammide.

Steel rod with TSS surface coating which guarantees class 5 corrosion resistance; closing latches in A2 stainless steel, highly resistant to tearing: +200 daN per latch; polyamide sliding blocks.

Tringles en acier avec traitement superficiel TSS qui garantit une classe de résistance à la corrosion 5; pênes de fermeture en acier inox A2, avec une élevée résistance à l'arrachement: +200 daN pour pêne; patins de glissement en polyamide.

Pletinas de acero con tratamiento superficial TSS que garantiza una resistencia a la corrosión de clase 5; ganchos de cierre de acero inox A2, con elevada resistencia a la rotura: +200 daN por gancho; patines de deslizamiento de poliamida.



ART.	6321.X TUTTI | ALL | TOUS | TODOS				6322.X - 6323.X TUTTI | ALL | TOUS | TODOS			
Imballo | Package | Conditionnement | Embalaje	20 Kit				1 Kit			
Finiture disponibili | Available finishes Finitions disponibles | Acabados disponibles	1	2	3	4	1	2	3	4

ESTRUSORE *EXTRUDER*	SERIE *SERIES*	1 KIT DI CHIUSURA *LOCK KIT*	2 CHIUSURA 2 PUNTI *2 POINT LOCK*	3 CHIUSURA 3 PUNTI *3 POINT LOCK*
ALCAN	Abithal Runner	6321.1	N.D.	N.D.
	Abithal Runner 61 TT - 90 TT planare (anta 22410)	6321.8	N.D.	N.D.
	Abithal Runner 61 - 90 planare(anta 21033)	6321.8	N.D.	N.D.
ALEXIA	Alexia Slide 650 S	N.D.	6322.7	6323.7
	Alexia Slide 650 ST	N.D.	6322.7	6323.7
ALL.CO	Export 60 S	6321.1	6322.49	6323.49
	Triall.co 65	6321.4	6322.7	6323.7
	Triall.co 65 TT	6321.7	N.D.	N.D.
	Triall.co 90	6321.4	6322.7	6323.7
	Triall.co 90 TT	6321.7	N.D.	N.D.
ALUK GROUP	SC70	6321.1	6322.49	6323.49
ALUMEC	ZN7 - 32	6321.6	N.D.	N.D.
	ZN7 - 41 TT	6321.18	N.D.	N.D.
CLL	Tecno 70 slide TT	6321.60	6322.60	6323.60
EKU Sistemi (Gruppo Profilati)	PE 60 Slide	N.D.	6322.49	6323.49
	PE 70 Slide	6321.4	6322.41	6323.41
	PE 70 Slide TT	6321.8	6322.42	6323.42
	PE 120 Slide TT	N.D.	N.D.	N.D.

ESTRUSORE *EXTRUDER*	SERIE *SERIES*	1 KIT DI CHIUSURA *LOCK KIT*	2 CHIUSURA 2 PUNTI *2 POINT LOCK*	3 CHIUSURA 3 PUNTI *3 POINT LOCK*
ETA	ETA 48 S	6321.6	N.D.	N.D.
	Start 900s	6321.21	6322.7	6323.7
	Start 900stt	6321.21	6322.7	6323.7
HYDRO	Domal 40 S	6321.1	N.D.	N.D.
	Domal Slide 56 (anta 15190)	N.D.	6322.9	6323.9
	Domal Slide 80	6321.18	N.D.	N.D.
	Domal Slide PA80	6321.18	N.D.	N.D.
	Domal Slide PA110 (anta da 72)	N.D.	6322.52	N.D.
IBLEA COLOR GROUP	Eku Vuerre 100 STT	6321.18	6322.48	6323.48
INDINVEST	Gold 650 S	6321.4	6322.7	6323.7
	Gold 650 ST	6321.4	6322.7	6323.7
MERCURI	D60 S	6321.2	6322.49	6323.49
METRA	NC 60 Int.	6321.1	N.D.	N.D.
	NC 60 STH	6321.61	N.D.	N.D.
	NC90 Int.	6321.32	N.D.	N.D.

ESTRUSORE *EXTRUDER*	SERIE *SERIES*	KIT DI CHIUSURA *LOCK KIT*	CHIUSURA 2 PUNTI *2 POINT LOCK*	CHIUSURA 3 PUNTI *3 POINT LOCK*
PASSERINI	Skeit 60	6321.1	N.D.	N.D.
	Skeit 60 super anta da 32	6321.6	N.D.	N.D.
	Skeit 60 super anta da 36	6321.8	6322.6	6323.6
	Skeit 60 super TH	6321.4	6322.6	6323.6
PONZIO	Sliding 600 (binari chiusi)	6321.8	N.D.	N.D.
RALOX	Ayrton 60	6321.1	N.D.	N.D.
	Ayrton 60 TT	N.D.	6322.3	6323.3
SAPA	Erre 50 S	6321.12	6322.12	6323.12
	Win 65 S	6321.8	6322.42	6323.42
	Win 65 S TT	6321.8	6322.42	6323.42
TOMA	Atlantis 78 S	6321.18	N.D.	N.D.
	Atlantis 78 STT	6321.18	N.D.	N.D.
TP PROFILATI	Ekos 60 STH	6321.4	6322.7	6323.7
VARIE VARIOUS	Penta 60 S taglio a 45°	6321.1	N.D.	N.D.

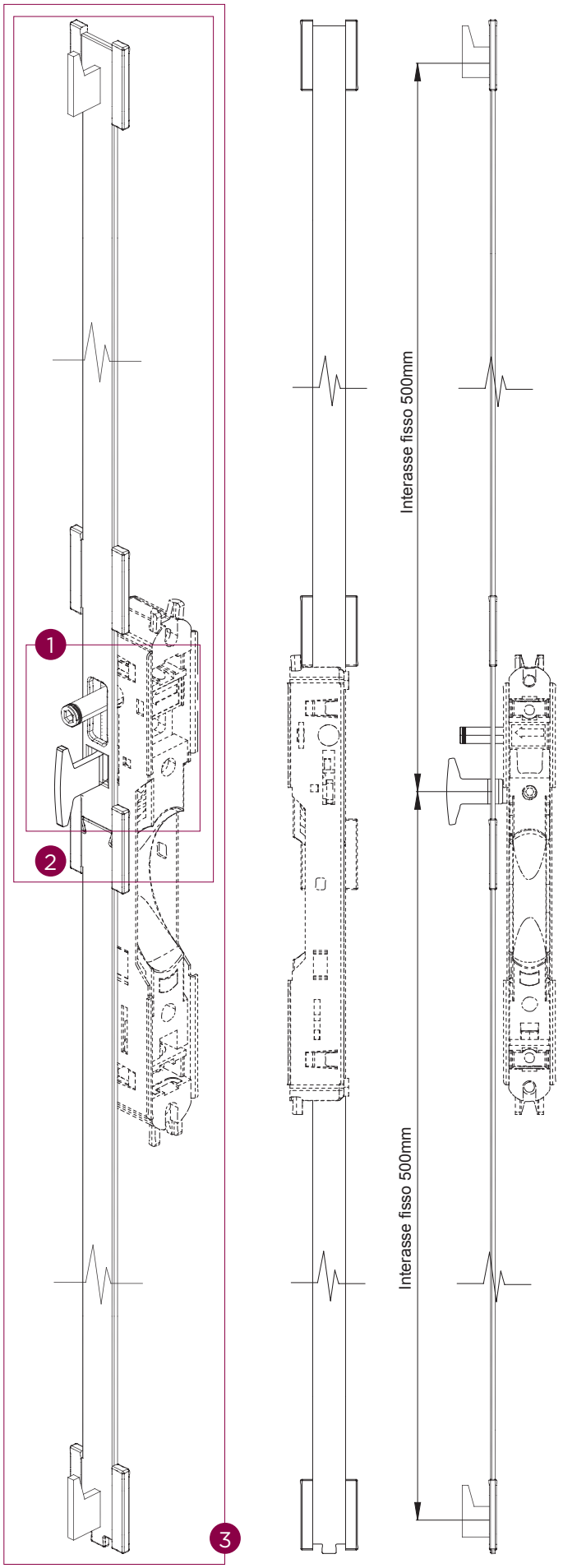

ESTERNO
EXTERNAL

Art. 6495.12
Art. 6495.11
Art. 6595.12

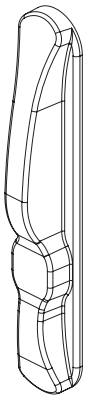

Art. 6397.10
Art. 6397.11

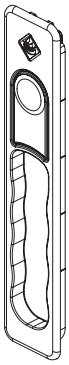

Art. 6397.12

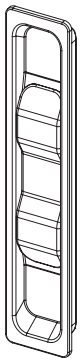

Art. 6398.10
Art. 6398.11



Art. 638x
Art. 639x
Art. 638xA
Art. 639xA
Art. 6385

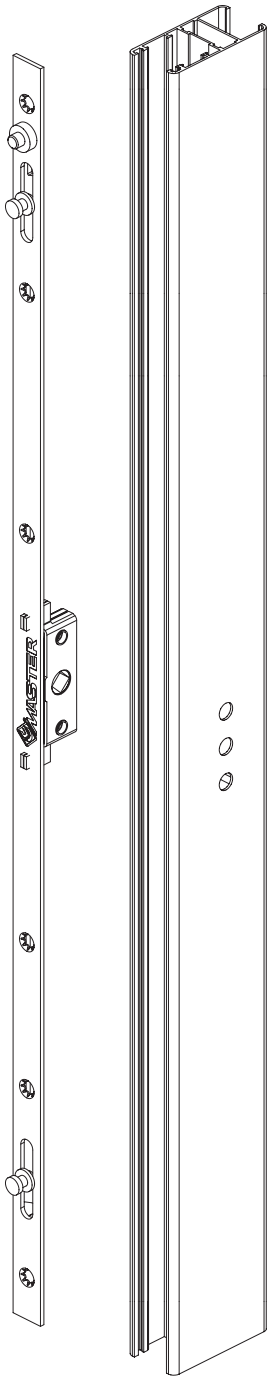

INTERNO
INTERNAL

Art. 6495.1

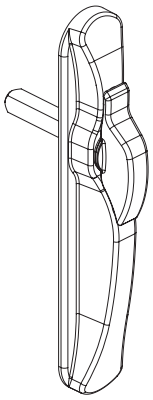

Art. 6397.1

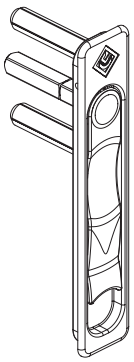

Art. 6398.1

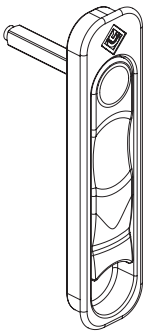

Art. 6397.2X

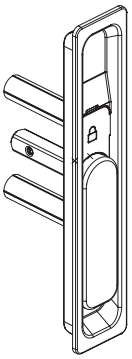

Art. 3100
Art. 3100.1
Art. 3101
Art. 3101.1
Art. 3101.25
Art. 3100.10

Art. 3102.1D
Art. 3102.1S
Art. 3102.D
Art. 3102.S

Art. 3072.1
Art. 3073.1

Art. 3077D
Art. 3077.1D
Art. 3077S
Art. 3077.1S

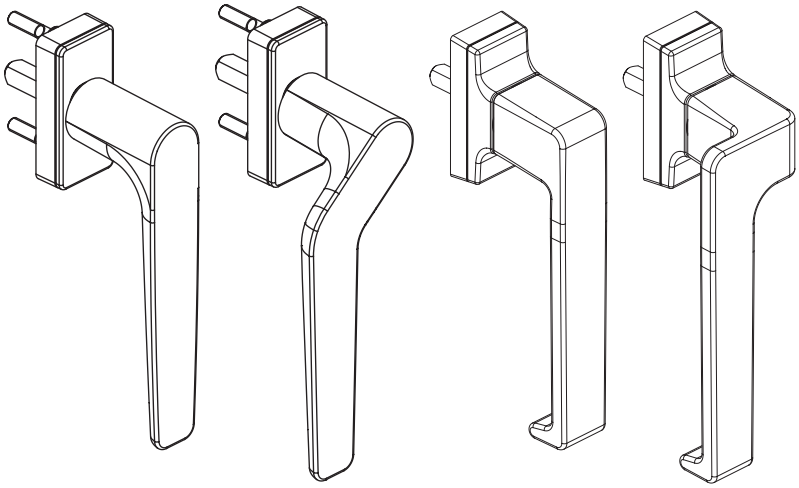

LINEA FAST LOCK

CHIUSURA MULTIPUNTO A MONTAGGIO RAPIDO PER SCORREVOLI

BREVETTATO PATENTED

Chiusura multipunto a montaggio rapido per scorrevoli | Fast mounting multipoint closure for sliding units | Fermeture multipoints a montage rapide pour coulissants | cierre multipunto de montaje rápido para correderas



Chiusura multipunto con incorporato il dispositivo di movimentazione. Chiusura, riscontri, camme e viti sono in acciaio e clip in nylon

Multipoint closure with built-in moving end. Closure, plates, cams and screws are made of steel with nylon clips.

Fermeture multipoints avec dispositif de mouvement. Fermeture, gâches, et vis sont en acier et clip en nylon.

Cierre multipunto con mecanismo para movimiento incluido. Cierre, cerraderos, placas y tornillos de acero y clip de nylon.

ART.	6380 | 6381 | 6382 | 6384 6390 | 6391 | 6392 | 6394 | 6370E 6371E | 6372E | 6374E			
Imballo | Package | Conditionnement | Embalaje	4 Pz			
Finiture disponibili | Available finishes Finitions disponibles | Acabados disponibles	1	2	3	4

ART.	(L) LUNGHEZZA *LENGTH*	PUNTI DI CHIUSURA *CLOSURE POINTS*	ALTEZZA MINIMA ANTA *MINIMUM SHUTTER HEIGHT*	ENTRATA *BACKSET*
6380	210 mm	1 punto	360 mm	15 mm
6381	600 mm	2 punti	750 mm	15 mm
6382	1000 mm	2 punti	1150 mm	15 mm
6384	1800 mm	3 punti	1950 mm	15 mm
6390	270 mm	1 punto	420 mm	7,5 mm
6391	600 mm	2 punti	750 mm	7,5 mm
6392	1000 mm	2 punti	1150 mm	7,5 mm
6394	1800 mm	3 punti	1950 mm	7,5 mm
FAST LOCK CON UNCINI | *FAST LOCK WITH HOOK*				
6370E	210 mm	1 punto	360 mm	15 mm
6371E	600 mm	2 punti	750 mm	15 mm
6372E	1000 mm	2 punti	1150 mm	15 mm
6374E	1800 mm	3 punti	1950 mm	15 mm

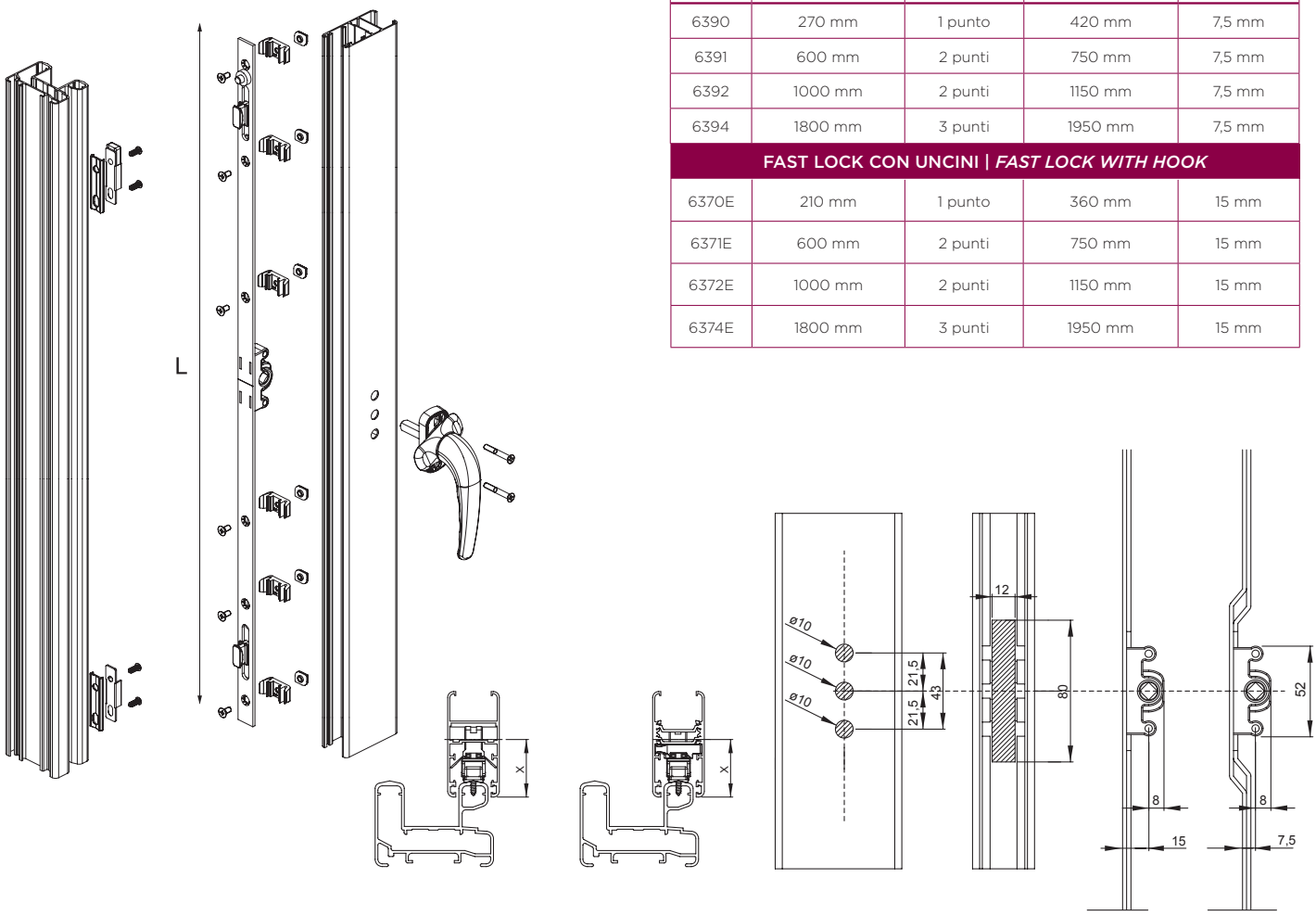

LINEA FAST LOCK INOX

CHIUSURA MULTIPUNTO A MONTAGGIO RAPIDO PER SCORREVOLI

BREVETTATO PATENTED

Chiusura multipunto a montaggio rapido per scorrevoli | Fast mounting multipoint closure for sliding units | Fermeture multipoints a montage rapide pour coulissants | Cierre multipunto de montaje rápido para correderas



Chiusura multipunto con incorporato il dispositivo di movimentazione. Chiusura, prolunga e riscontri in acciaio inox, camme e viti in acciaio e clip in nylon.

Multipoint closure with movement mechanism inside. Closure, extension and plates in stainless steel, cams and screws in steel with nylon clips.

Ferm eture multipoints avec dispositif de mouvement. Fermeture, prolonge et gâches en acier inox, cames et vis en acier et clip en nylon.

Cierre multipunto con mecanismo de movimiento incluido. Cierre, extensión y cerraderos en acero inoxidable, placas y tornillos en acero y clip de nylon.

ART.	6380A | 6381A | 6382A | 6384A | 6387A| 6390A | 6391A | 6392A | 6394A				KIT CHIUSURA TUTTI | ALL | TOUS | TODOS			
Imballo | Package | Conditionnement | Embalaje	4 Pz				8 Kit			
Finiture disponibili | Available finishes Finitions disponibles | Acabados disponibles	1	2	3	4	1	2	3	4

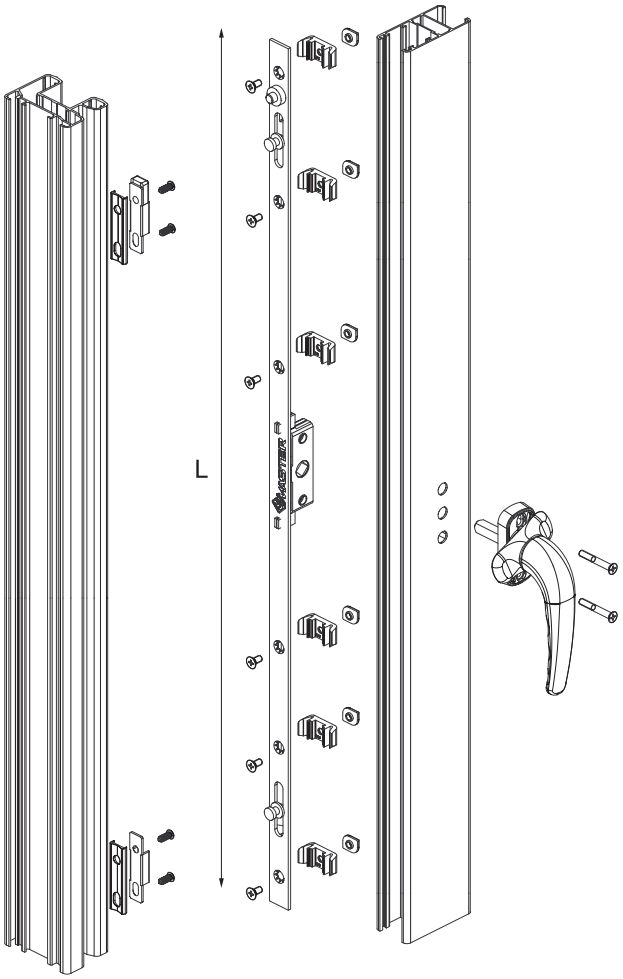

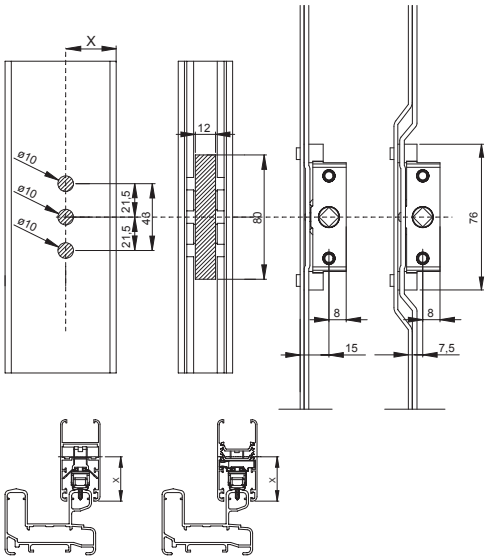

ART.	(L) LUNGHEZZA *LENGTH*	PUNTI DI CHIUSURA *CLOSURE POINTS*	ALTEZZA MINIMA ANTA *MINIMUM SHUTTER HEIGHT*	ENTRATA *BACKSET*
6380A	210 mm	1 punto	360 mm	15 mm
6381A	600 mm	2 punti	750 mm	15 mm
6382A	1000 mm	2 punti	1150 mm	15 mm
6384A	1800 mm	3 punti	1950 mm	15 mm
6390A	270 mm	1 punto	420 mm	7,5 mm
6391A	600 mm	2 punti	750 mm	7,5 mm
6392A	1000 mm	2 punti	1150 mm	7,5 mm
6394A	1800 mm	3 punti	1950 mm	7,5 mm

ADATTABILITÀ SU PROFILI IN ALLUMINIO
ADAPTABILITY ON ALUMINIUM PROFILES

ESTRUSORE EXTRUDER	SERIE *SERIES*	KIT PER ART. 6380A 6390A	KIT PER ART. 6381A 6391A	KIT PER ART. 6382A 6392A	KIT PER ART. 6384A 6394A	X ART. 639X	X ART. 638X	KIT PROLUNGA INOX 6387
		1 PUNTO *1 POINT*	2 PUNTI *2 POINTS*	2 PUNTI *2 POINTS*	3 PUNTI *3 POINTS*			1 PUNTO *1 POINT*
ALCAN	Abithal Runner	6390A.2	6391A.2	6392A.2	6394A.2	30	37,5	6390A.2
	Abithal Runner 61 - 90 planare	6390A.7	6391A.7	6392A.7	6394A.7	32	n.a.	6390A.7
ALEXIA	Alexia Slide 650 S	6390A.20	6391A.20	6392A.20	6394A.20	31,5	39	6390A.20
	Alexia Slide 650 TT	6390A.20	6391A.20	6392A.20	6394A.20	31,5	39	6390A.20
ALL.CO	Export 60 S	6390A.4	6391A.4	6392A.4	6394A.4	28	n.a.	6390A.4
	KS50	6390A.2	6391A.2	6392A.2	6394A.2	31	n.a.	6390A.2
	Triall.co 65	6390A.20	6391A.20	6392A.20	6394A.20	31,5	39	6390A.20
	Triall.co 65 TT	6390A.20	6391A.20	6392A.20	6394A.20	31,5	39	6390A.20
ALUK GROUP	SC 70N	6390A.2	6391A.2	6392A.2	6394A.2	31	n.a.	6390A.2
	SC 95N	6390A.39	6391A.39	6392A.39	6394A.39	29	36	6390A.39
	SC 95TT	6390A.39	6391A.39	6392A.39	6394A.39	29	36	6390A.39
ALUMEC	ZN7 - 32	6390A.6	6391A.6	6392A.6	6394A.6	30	38	6390A.6
	ZN7 - 41 TT	6390A.1	6391A.1	6392A.1	6394A.1	31	38	6390A.1
CLL	Tecno 70 Slide TT	6390A.31	6391A.31	6392A.31	6394A.31	30	37,5	6390A.31
	Tecno 90 Slide TT		6391A.30	6392A.30	6394A.30	29	36,5	
DFV	Classic Slide 650 S	6390A.20	6391A.20	6392A.20	6394A.20	31,5	39	6390A.20
	Classic Slide 650 TT	6390A.20	6391A.20	6392A.20	6394A.20	31,5	39	6390A.20
ETA	Eta 48 S	6390A.7	6391A.7	6392A.7	6394A.7	29	36,5	6390A.7
	Start 900 S	6390A.20	6391A.20	6392A.20	6394A.20	31,5	39	6390A.20
	Start 900 STT	6390A.20	6391A.20	6392A.20	6394A.20	31,5	39	6390A.20
EXALCO	Serie Albio 225	6390A.99	6391A.99	6392A.99	6394A.99	35.5	43	6390A.99
GASTALDELLO SISTEMI	EUROline 60 SN	6390A.26	6391A.26	6392A.26	6394A.26	31	38,5	6390A.26
	EUROline 90 SN		6391A.42	6392A.42	6394A.42	30	37,5	
HYDRO	Domal 40 S	6390A.4	6391A.4	6392A.4	6394A.4	31,5	n.a.	6390A.4
	Domal Slide 56 (anta 26255)	6390A.5	6391A.5	6392A.5	6394A.5	30	37,5	6390A.5
	Domal Slide PA 80	6390A.1	6391A.1	6392A.1	6394A.1	30	37,5	6390A.1
IBLEA COLOR GROUP	Eku Vuerre 100 STT	6390A.59	6391A.59	6392A.59	6394A.59	30	37,5	6390A.59
INDINVEST	Alpha 560	6390A.2	6391A.2	6392A.2	6394A.2	31	n.a.	6390A.2
	Gold 650 S	6390A.20	6391A.20	6392A.20	6394A.20	31	38,5	6390A.20
	Gold 650 ST	6390A.20	6391A.20	6392A.20	6394A.20	31	38,5	6390A.20
METRA	NC 60 Int.	6390A.4	6391A.4	6392A.4	6394A.4	31,5	n.a.	6390A.4
	NC 60 STH	6390A.24	6391A.24	6392A.24	6394A.24	28,5	36	6390A.24
	NC 70 S	6390A.25	6391A.25	6392A.25	6394A.25	29	36,5	6390A.25
PASSERINI	Skeit 60	6390A.2	6391A.2	6392A.2	6394A.2	31	n.a.	6390A.2
	Skeit 60 super (anta da 32)	6390A.2	6391A.2	6392A.2	6394A.2	31	n.a.	6390A.2
	Skeit 60 super (anta da 36)	6390A.5	6391A.5	6392A.5	6394A.5	32	39,5	6390A.5
	Skeit 60 super TH	6390A.23	6391A.23	6392A.23	6394A.23	30	37,5	6390A.23
PONZIO	Sliding 600 (binari aperti)	6390A.26	6391A.26	6392A.26	6394A.26	31	38,5	6390A.26
	Sliding 600 (binari chiusi)	6390A.5	6391A.5	6392A.5	6394A.5	32,5	40	6390A.5
	Sliding 900		6391A.42	6392A.42	6394A.42	30	37,5	
	Sliding 900 TT		6391A.42	6392A.42	6394A.42	30	37,5	
PROFILATI	PE 60 Slide	6390A.2	6391A.2	6392A.2	6394A.2	30,5	n.a.	6390A.2
	PE 70 Slide	6390A.21	6391A.21	6392A.21	6394A.21	32	39,5	6390A.21
	PE 70 Slide TT	6390A.21	6391A.21	6392A.21	6394A.21	32	39,5	6390A.21

ADATTABILITÀ SU PROFILI IN ALLUMINIO
ADAPTABILITY ON ALUMINIUM PROFILES

ESTRUSORE EXTRUDER	SERIE *SERIES*	KIT PER ART. 6380A 6390A	KIT PER ART. 6381A 6391A	KIT PER ART. 6382A 6392A	KIT PER ART. 6384A 6394A	X ART. 639X	X ART. 638X	KIT PROLUNGA INOX 6387
		1 PUNTO *1 POINT*	2 PUNTI *2 POINTS*	2 PUNTI *2 POINTS*	3 PUNTI *3 POINTS*			1 PUNTO *1 POINT*
RALOX	Ayrton 60	6390A.2	6391A.2	6392A.2	6394A.2	32,5	n.a.	6390A.2
	Ayrton 60 TT	6390A.27	6391A.27	6392A.27	6394A.27	32	39,5	6390A.27
SAPA	Win 65S	6390A.21	6391A.21	6392A.21	6394A.21	31,5	39	6390A.21
	Win 65S TT	6390A.21	6391A.21	6392A.21	6394A.21	31,5	39	6390A.21
	Win 90S	6390A.41	6391A.41	6392A.41	6394A.41	30,5	38	6390A.41
	Win 90S TT	6390A.41	6391A.41	6392A.41	6394A.41	30,5	38	6390A.41
TOMA	Atlantis 78 S	6390A.11	6391A.11	6392A.11	6394A.11	30	37,5	6390A.11
TP PROFILATI	Ekos 60 STH	6390A.20	6391A.20	6392A.20	6394A.20	31	38,5	6390A.20

ADATTABILITÀ SU PROFILI IN ALLUMINIO LEGNO
ADAPTABILITY ON ALUMINIUM- WOOD PROFILES

ESTRUSORE EXTRUDER	SERIE *SERIES*	KIT PER ART. 6380A 6390A 6387A	KIT PER ART. 6381A 6391A	KIT PER ART. 6382A 6392A	KIT PER ART. 6384A 6394A	X PER ART. 639X	X PER ART. 638X	KIT PROLUNGA INOX 6387
		1 PUNTO *1 POINT*	2 PUNTI *2 POINTS*	2 PUNTI *2 POINTS*	3 PUNTI *3 POINTS*			1 PUNTO 1 POINT
ALCAN	Abithal Runner Wood	6390A.7	6391A.7	6392A.7	6394A.7	31,5	39	6390A.7
ALL.CO	All.co Wood S	6390A.20	6391A.20	6392A.20	6394A.20	31,5	39	6390A.20
ETA	Start 1000 WS	6390A.20	6391A.20	6392A.20	6394A.20	31,5	39	6390A.20
HYDRO	Domal Wood Slide	6390A.4	6391A.4	6392A.4	6394A.4	31,5	n.a.	6390A.4
IBLEA COLOR GROUP	Eku Vuerre 100 SWTT	6390A.59	6391A.59	6392A.59	6394A.59	30	37,5	6390A.59
INDINVEST	Gold Country S	6390A.20	6391A.20	6392A.20	6394A.20	31	38,5	6390A.20
MEXALL	MX 80S	6390A.4	6391A.4	6392A.4	6394A.4	31,5	n.a.	6390A.4
PROFILATI	Eku Woodart Slide	6390A.21	6391A.21	6392A.21	6394A.21	32	39,5	6390A.21
SPI	Dual	6390A.10	6391A.10	6392A.10	6394A.10	30,5	38	6390A.10
STARWOOD	Starpur SW 75 S	6390A.2	6391A.2	6392A.2	6394A.2	31,5	39	6390A.2
TOMA	Atlantis Wood	6390A.8	6391A.8	6392A.8	6394A.8	33	40,5	6390A.8
	Atlantis Wood S TT	6390A.8	6391A.8	6392A.8	6394A.8	33	40,5	6390A.8
TP PROFILATI	Ekos 70STHW	6390A.20	6391A.20	6392A.20	6394A.20	31	38,5	6390A.20
VARIE VARIOUS	Penta Wood 60	6390A.2	6391A.2	6392A.2	6394A.2	32	n.a.	6390A.2
	Zaffiro	6390A.7	6391A.7	6392A.7	6394A.7	31,5	39	6390A.7

FAST LOCK CON UNCINI | *FAST LOCK WITH HOOK*

ESTRUSORE *EXTRUDER*	SERIE *SERIES*	Kit per art. 6370E	Kit per art. 6371E	Kit per art. 6372E	Kit per art. 6374E	X
Alcan	ECO slide 106 HP	6370.5	6371.5	6372.5	6374.5	34
Alexia	Alexia slide HT 110	6370.5	6371.5	6372.5	6374.5	34
All.CO	All.CO TEC S	6370.5	6371.5	6372.5	6374.5	34
Alsistem	Planet slide 80 TT	6370.11	6371.11	6372.11	6374.11	34
Alsistem	Planet slide 106 TT	6370.11	6371.11	6372.11	6374.11	34
CLL	Tecno slide 116 TT	6370.11	6371.11	6372.11	6374.11	34
Colma	mas 106 TT	6370.5	6371.5	6372.5	6374.5	34
DFV	Ecowin Slide 100 TH	6370.5	6371.5	6372.5	6374.5	34
EKU Sistemi (Gruppo Profilati)	eku 100 slide	6370.5	6371.5	6372.5	6374.5	34
	eku 100 slide TT	6370.5	6371.5	6372.5	6374.5	34
ETA	AS FIREM 888 TI	6370.5	6371.5	6372.5	6374.5	34
GEAL	HP Slick	6370.11	6371.11	6372.11	6374.11	34
	Skeit 110 TH	6370.11	6371.11	6372.11	6374.11	34
Presal Extrusion	PR 45 S	6370.5	6371.5	6372.5	6374.5	34
TOMA	RS Slide 100 TT	6370.5	6371.5	6372.5	6374.5	34

n.a. = Profili non adattabili alle fast Lock entrata 15 mm art. 638X
n.a. = Profiles not suitable for Fast Lock backset 15mm art. 638X
n.a. = Profilés non adaptables aux Fast Lock entrée 15 mm art. 638X
n.a. = Perfiles no adaptables a las Fast Lock entrada 15 mm art. 638X

LINEA FAST LOCK INOX

PROLUNGA FASTLOCK INOX

Chiusura multipunto a montaggio rapido per scorrevoli | Fast mounting multipoint closure for sliding units | Fermeture multipoints a montage rapide pour coulissants | Cierre multipunto de montaje rápido para correderas



Prolunga e riscontri in acciaio inox, camme e viti in acciaio inox e clip in nylon.

Extension and plates in stainless steel, cams and screws in inox steel with nylon clips.

Prolonge et gâches en acier inox, cames et vis en acier inox et clip en nylon.

Extensión y cerraderos en acero inoxidable, placas y tornillos en acero inox y clip de nylon.

ART.	6387A			
Imballo | Package | Conditionnement | Embalaje	4 Pz			
Finiture disponibili | Available finishes Finitions disponibles | Acabados disponibles	1	2	3	4

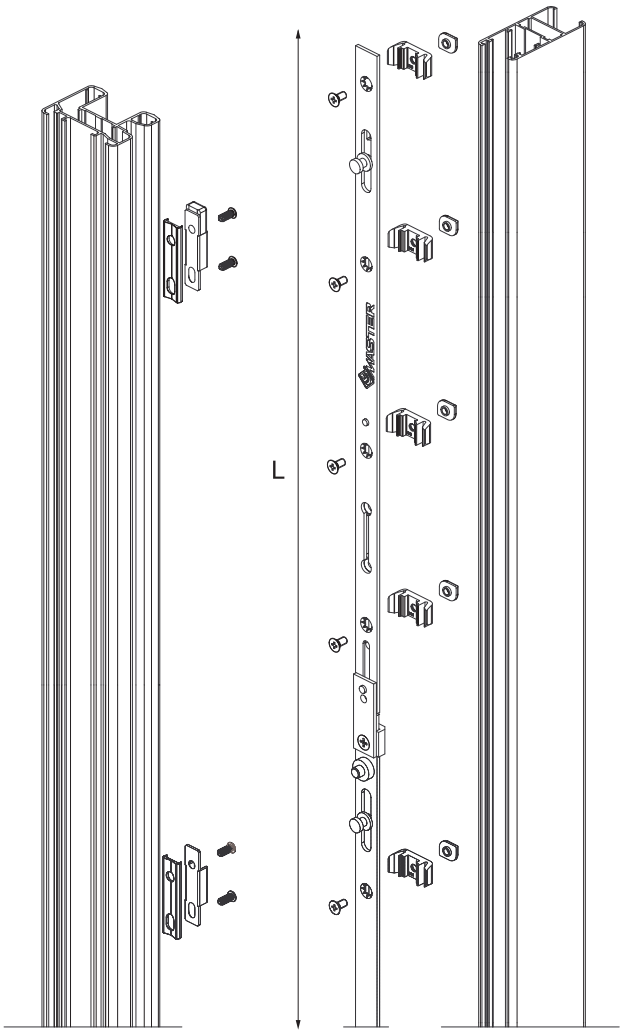

PROLUNGA FASTLOCK		
ART.	LUNGHEZZA	PUNTI DICHIUSURA
6387A	400 mm	1 punto

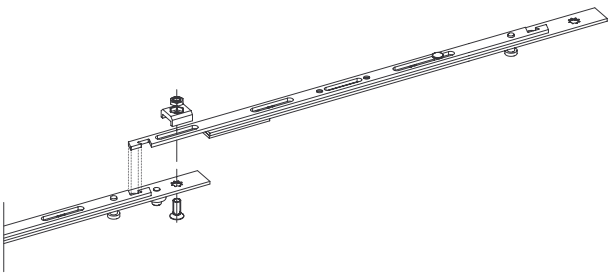

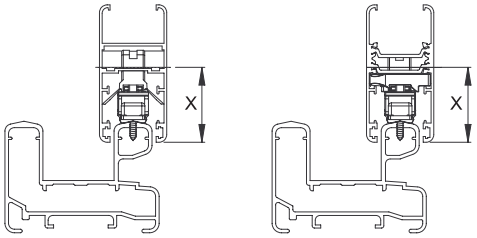

FAST BLOCK

CHIUSURA MULTIPUNTO CON PREDISPOSIZIONE PER CILINDRO A PROFILO EUROPEO

BREVETTATO PATENTED

Chiusura multipunto con predisposizione per cilindro a profilo europeo | Multipoint lock suitable with european cylynder | Fermeture multipoints avec predisposition pour cylindre a profile europeen | Cierre multipunto preparado para inserción de cilindro de perfil europeo pasiva



Manico, cassa, inserti e blocco superiore in zama: vite in acciaio zincato; molle in acciaio inox.

Zamak handle, case, inserts and upper block; galvanized steel screw; stainless steel springs.

Béquille, caisse, inserts et bloc supérieur en zama: vis en acier zingué; ressorts en acier inox.

Mango, caja, elementos y bloqueo superior en zamac, tornillo de acero galvanizado; muelle en acero inoxidable.

ART.	6385 | 6370E			
Imballo | Package | Conditionnement | Embalaje	4 Pz			
Finiture disponibili | Available finishes Finitions disponibles | Acabados disponibles	1	2	3	4

CHIUSURA FAST BLOCK | *FAST BLOCK CLOSURE*				
ART.	(L) LUNGHEZZA *LENGTH*	PUNTI DI CHIUSURA *CLOSURE POINTS*	ALTEZZA MINIMA ANTA *MINIMUM SHUTTER HEIGHT*	ENTRATA *BACKSET*
6385	1800 mm	3 punti	1950 mm	15 mm
FAST BLOCK CON UNCINI | *FAST LOCK WITH HOOK*				
6375E	1800	3 punti	1950	15 mm

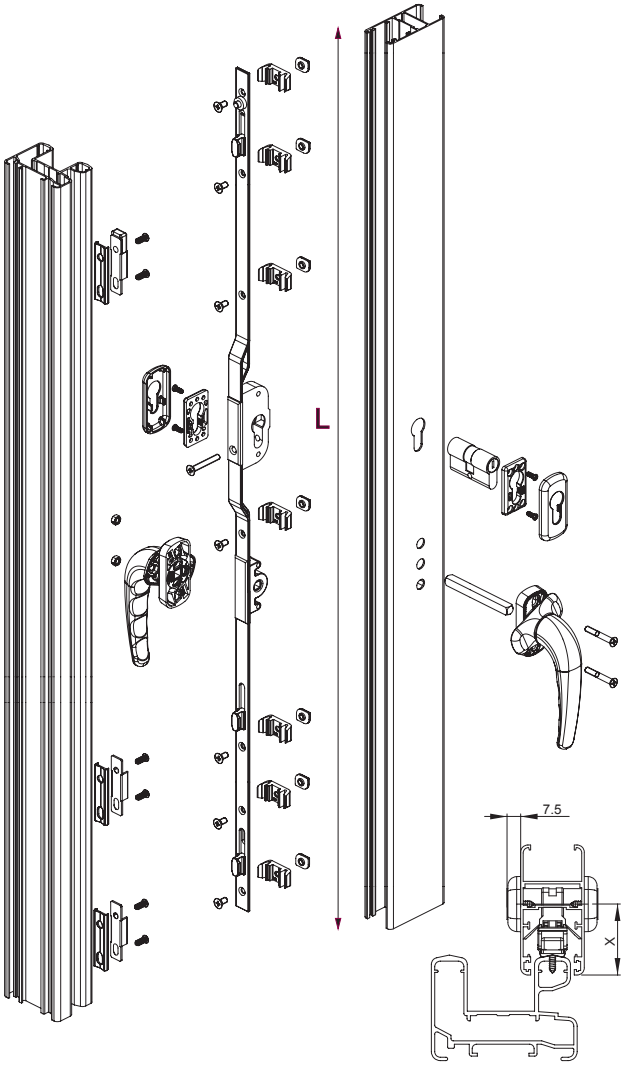

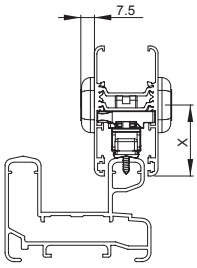

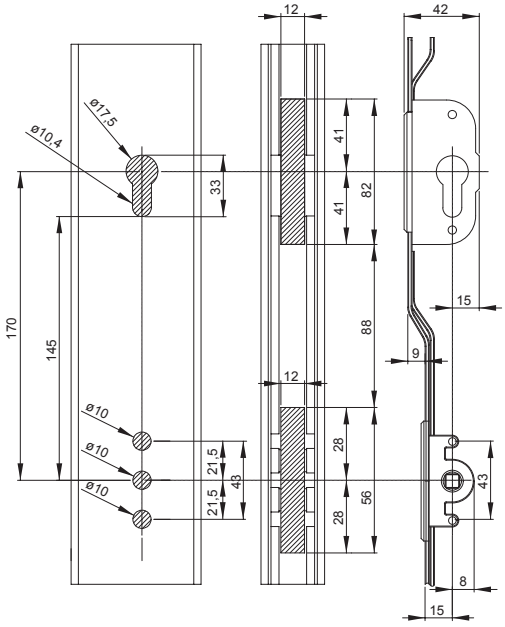

ADATTABILITÀ SU PROFILI IN ALLUMINIO *ADAPTABILITY ON ALUMINIUM PROFILES*			
ESTRUSORE *EXTRUDER*	**SERIE** *SERIES*	**KIT**	**X**
ALCAN	Abithal Runner	6394A.2	37.5
ALEXIA	Alexia Slide 650 S	6394A.20	39
	Alexia Slide 650 TT	6394A.20	39
ALL.CO	Triall.co 65	6394A.20	39
	Triall.co 65 TT	6394A.20	39
ALUK GROUP	SC 95N	6394A.39	36
	SC 95TT	6394A.39	36
ALUMEC	ZN7 - 32	6394A.6	38
	ZN7 - 41 TT	6394A.1	38
CLL	Tecno 70 Slide TT	6394A.31	37.5
DFV	Classic Slide 650 S	6394A.20	39
	Classic Slide 650 TT	6394A.20	39
EKU Sistemi (Gruppo Profilati)	PE 70 Slide	6394A.21	39.5
	PE 70 Slide TT	6394A.21	39.5
ETA	Start 900 S	6394A.20	39
	Start 900 STT	6394A.20	39
EXALCO	Serie Albio 225	6394A.99	43
GASTALDELLO SISTEMI	EUROline 60 SN	6394A.26	38.5
	EUROline 90 SN	6394A.42	37.5
IBLEA COLOR GROUP	Eku Vuerre 100 STT	6394A.59	37.5
HYDRO	Domal Slide 80	6394A.1	37.5
	Domal Slide PA 80	6394A.1	37.5
INDINVEST	Gold 650 S	6394A.20	38.5
	Gold 650 ST	6394A.20	38.5
PONZIO	Sliding 600 (binari aperti)	6394A.26	38.5
	Sliding 900	6394A.42	37.5
	Sliding 900 TT	6394A.42	37.5
RALOX	Ayrton 60 TT	6394A.27	39.5
SAPA	Win 65S	6394A.21	39
	Win 65S TT	6394A.21	39
	Win 90S	6394A.41	38
	Win 90S TT	6394A.41	38
TOMA	Atlantis 78 S	6394A.11	37.5
TP PROFILATI	Ekos 60 STH	6394A.20	38.5

ADATTABILITÀ SU PROFILI IN ALLUMINIO-LEGNO *ADAPTABILITY ON ALUMINIUM PROFILES*			
ESTRUSORE *EXTRUDER*	**SERIE** *SERIES*	**KIT**	**X**
ALL.CO	All.co Wood S	6394A.20	39
EKU Sistemi (Gruppo Profilati)"	Eku Woodart Slide	6394A.21	39.5
ETA	Start 1000 WS	6394A.20	39
IBLEA COLOR GROUP	Eku Vuerre 100 SWTT	6394A.59	37.5
INDINVEST	Gold Country S	6394A.20	38.5
SPI	Dual	6394A.10	38
STARWOOD	Starpur SW 75 S	6394A.2	39
TP PROFILATI	Ekos 70STHW	6394A.20	38.5

FAST BLOCK CON UNCINI *FAST BLOCK WITH HOOK*			
ESTRUSORE *EXTRUDER*	**SERIE** *SERIES*	**KIT**	**X**
Alcan	ECO slide 106 HP	6374.5	34
Alexia	Alexia slide HT 110	6374.5	34
All.CO	All.CO TEC S	6374.5	34
Alsistem	Planet slide 80 TT	6374.11	34
Alsistem	Planet slide 106 TT	6374.11	34
CLL	Tecno slide 116 TT	6374.11	34
Colma	mas 106 TT	6374.5	34
DFV	Ecowin Slide 100 TH	6374.5	34
EKU Sistemi (Gruppo Profilati)	eku 100 slide	6374.5	34
	eku 100 slide TT	6374.5	34
ETA	AS FIREM 888 TI	6374.5	34
GEAL	HP Slick	6374.11	34
Passerini	Skeit 110 TH	6374.11	34
Presal Extrusion	PR 45 S	6374.5	34
TOMA	RS Slide 100 TT	6374.5	34

LINEA FAST LOCK

MANIGLIA DI TRAINO CON QUADRO 7MM

BREVETTATO
PATENTED

Maniglia di traino con quadro 7mm | Sliding handle with 7 mm pin | Poignee de tirage cadre 7mm | Manilla tiradora cuadradillo 7mm



Manico, cassa, inserti e blocco superiore in zama: vite in acciaio zincato; molle in acciaio inox.

Zamak handle, case, inserts and upper block; galvanized steel screw; stainless steel springs.

Béquille, caisse, inserts et bloc supérieur en zama: vis en acier zingué; ressorts en acier inox.

Mango, caja, elementos y bloqueo superior en zamac, tornillo de acero galvanizado; muelle en acero inoxidable.

ART.	6495.12				6495.1			
Imballo | Package | Conditionnement | Embalaje	20 Pz				20 Pz			
Finiture disponibili | Available finishes Finitions disponibles | Acabados disponibles	1	2	3	4	1	2	3	4

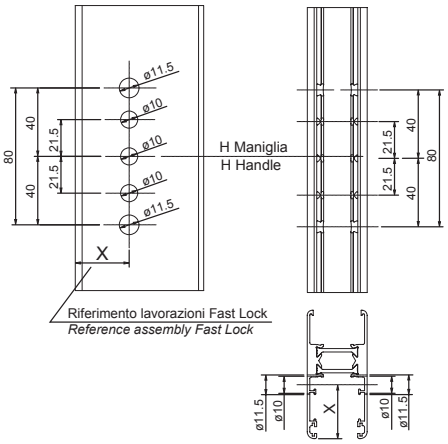

Art. 6495.12
ESTERNO
EXTERNAL

Art. 6495.1
INTERNO
INTERNAL

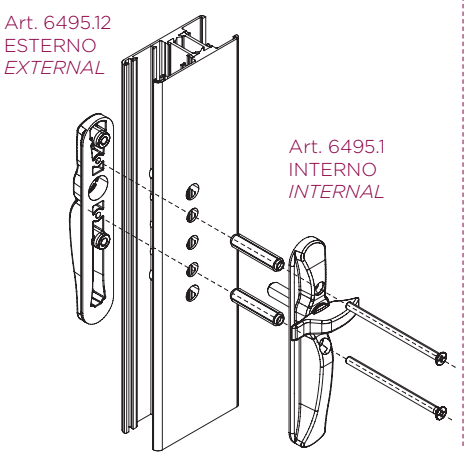

Art. 6495.12
ESTERNO
EXTERNAL

Art. 6495.1
INTERNO
INTERNAL

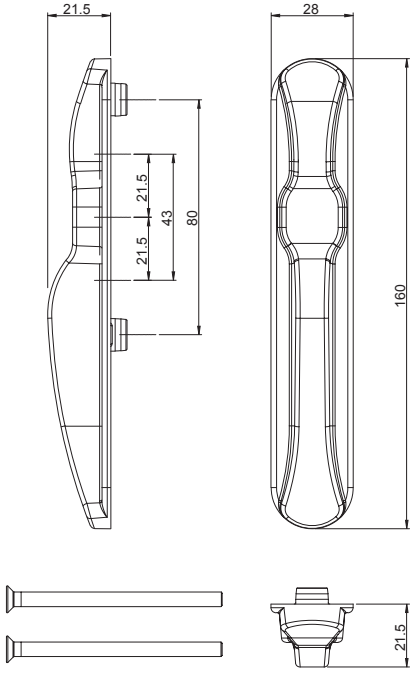

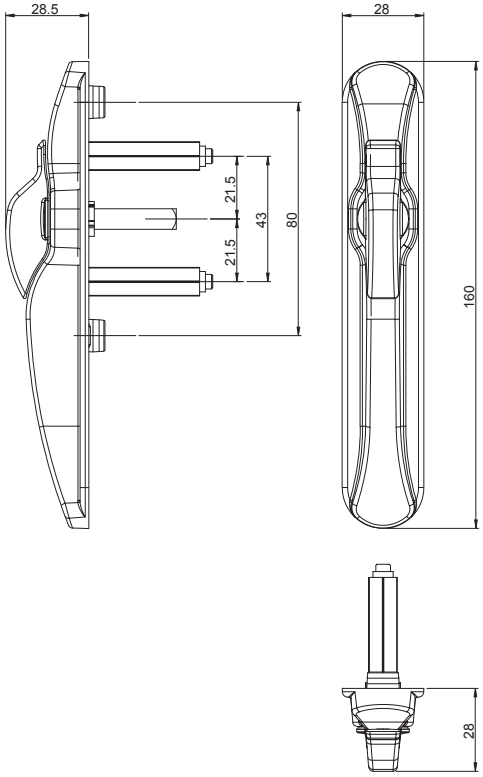

X = KIT FASTLOCK Pag. **10.9**

LINEA FAST LOCK

MANIGLIA AD INCASSO CON QUADRO 7 MM

BREVETTATO
PATENTED

Maniglia ad incasso con quadro 7mm per chiusure multipunto |
Embedded handle with 7 mm pin for multipoint locking |
Poignee a emboiter cadre 7mm pour fermeture multipoints |
Cierre embutido cuadradillo 7mm para cierre multipunto



Manico,cassa e perno in zama; viti e molle in acciaio zincato; tappi e distanziali in Nylon

Handle, case and pin in zamak; screws and springs in galvanized steel; plugs and spacers in nylon.

Béquille, caisse, pivot en zama: vis et ressorts en acier zingué; bouchons espaceurs en nylon

Mango, caja, y pernio en zamac, tornillos y muelle de acero galvanizado; tapones y espaciadores en nylon

ART.	6397.18 | 6397.19 | 6397.20 | 6397.21 | 6397.12			
Imballo | Package | Conditionnement | Embalaje	20 Pz			
Finiture disponibili | Available finishes Finitions disponibles | Acabados disponibles	1	2	3	4

Art. 6397.18 | 6397.19 | 6397.20 | 6397.21

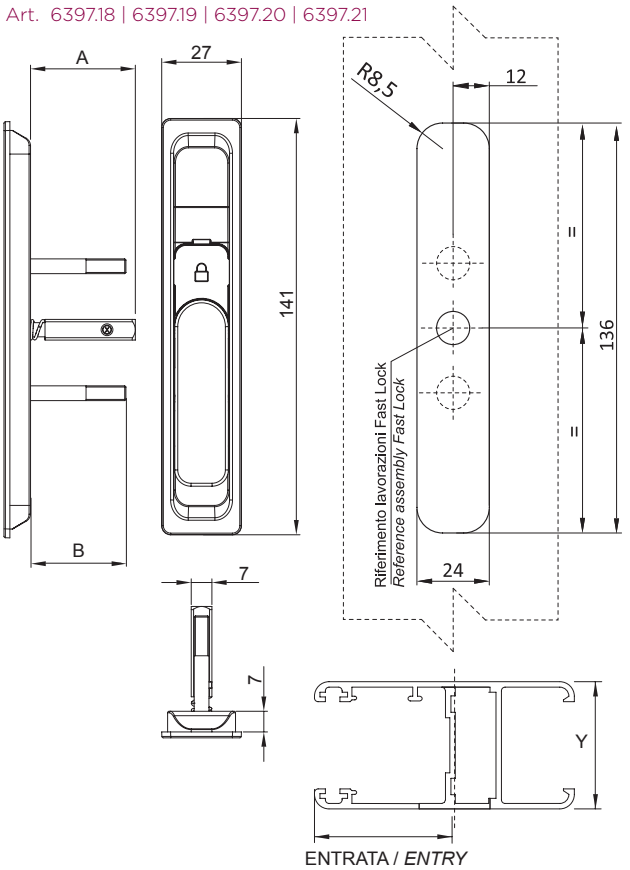

Art. 6397.12

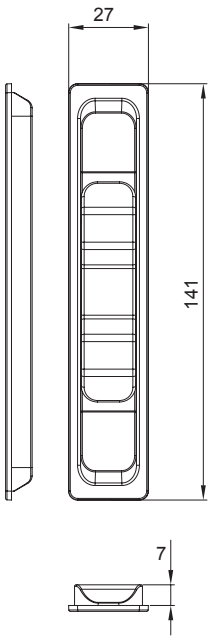

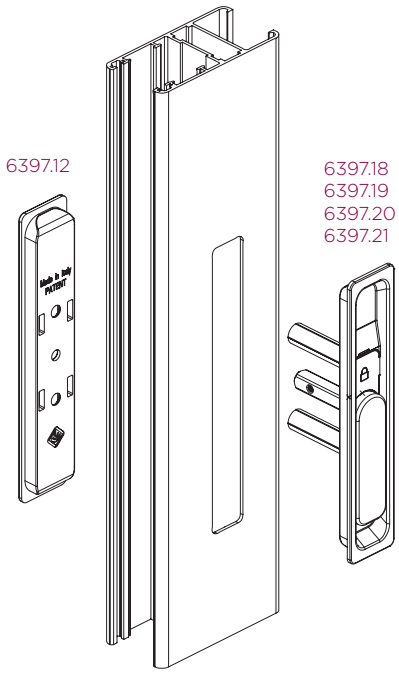

ART.	DESCRIZIONE *DESCRIPTION*	A	B	Y
6397.18	FASTLOCK – Maniglia ad incasso - abbinabile solo a Fast Lock entrata 15mm - art. 638X *FASTLOCK – Embedded handle - combined only with Fast Lock backset 15mm - art.638X*	17	17	26 - 36 mm
6397.19	FASTLOCK – Maniglia ad incasso *FASTLOCK – Embedded handle*	21,5	22	30 - 45 mm
6397.20	FASTLOCK – Maniglia ad incasso *FASTLOCK – Embedded handle*	35,5	32	45 - 70 mm
6397.21	FASTLOCK – Maniglia ad incasso *FASTLOCK – Embedded handle*	45,5	45,5	56 - 90 mm
6397.12	FASTLOCK - Maniglia di traino esterna da accoppiare con la martellina o la maniglia ad incasso *FASTLOCK - External pull handle to be combined with handle or embedded handle*			

LINEA FAST LOCK
MANIGLIA PER ANTA SECONDARIA

Maniglia ad incasso per anta secondaria | Embedded handle for passive sash | Poignee a emboiter pour vantail secondaire | Cierre embutido para hoja pasiva



Manico, cassa, inserti e blocco superiore in zama: vite in acciaio zincato; molle in acciaio inox.

Zamak handle, case, inserts and upper block; galvanized steel screw; stainless steel springs.

Béquille, caisse, inserts et bloc supérieur en zama: vis en acier zingué; ressorts en acier inox.

Mango, caja, elementos y bloqueo superior en zamac, tornillo de acero galvanizado; muelle en acero inoxidable.

ART.	6397.1			
Imballo | Package | Conditionnement | Embalaje	20 Pz			
Finiture disponibili | Available finishes Finitions disponibles | Acabados disponibles	1	2	3	4

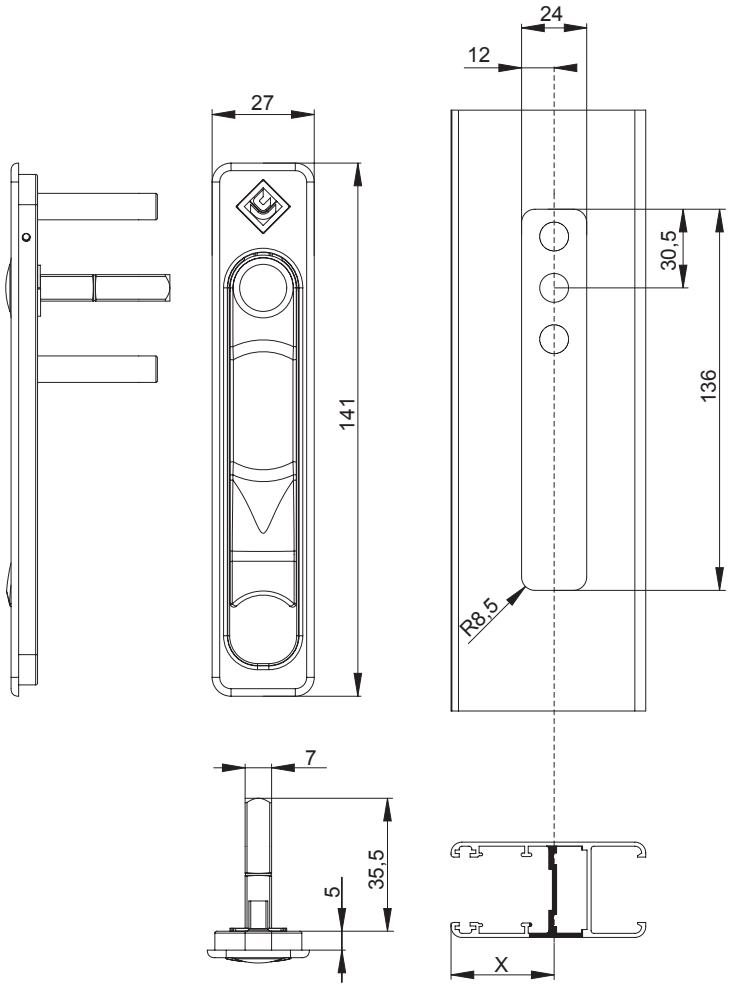

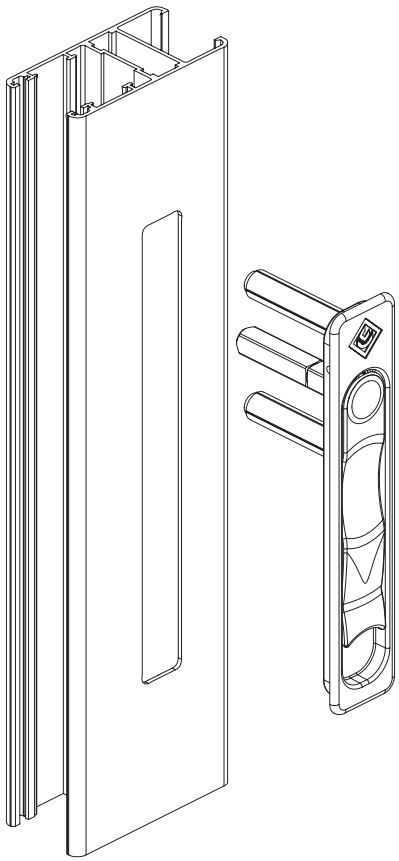

X = KIT FASTLOCK Pag. **10.9**

LINEA FAST LOCK
MANIGLIA DI TRAINO

BREVETTATO
PATENTED

Maniglia di traino | Pulling handle
Poignee de tirage | Manilla tiradora

Cassa, inserti e blocco superiore in zama: vite M5x7 TSPCR e molle in acciaio inox.

Zamak case, inserts and upper block; M5x7 TSPCR screw and springs in stainless steel.

Caisse, inserts et bloc supérieur en zama: vis M5x7 TSPCR et ressorts en acier inox.

Caja, elementos y bloqueo superior en zamac, tornillo M5x7 TSPCR y muelle en acero inoxidable.



ART.	6397.10 | 6397.11			
Imballo | Package | Conditionnement | Embalaje	20 Pz			
Finiture disponibili | Available finishes Finitions disponibles | Acabados disponibles	1	2	3	4

DESCRIZIONE *DESCRIPTION*	ART.
Maniglia di traino universale *Universal pull handle*	6397.10
Maniglia esterna da accoppiare con la martellina o la maniglia ad incasso Fast Lock *External handle to be combined with Fast Lock standard or embedded handle*	6397.11

Art. 6397.10 | 6397.11

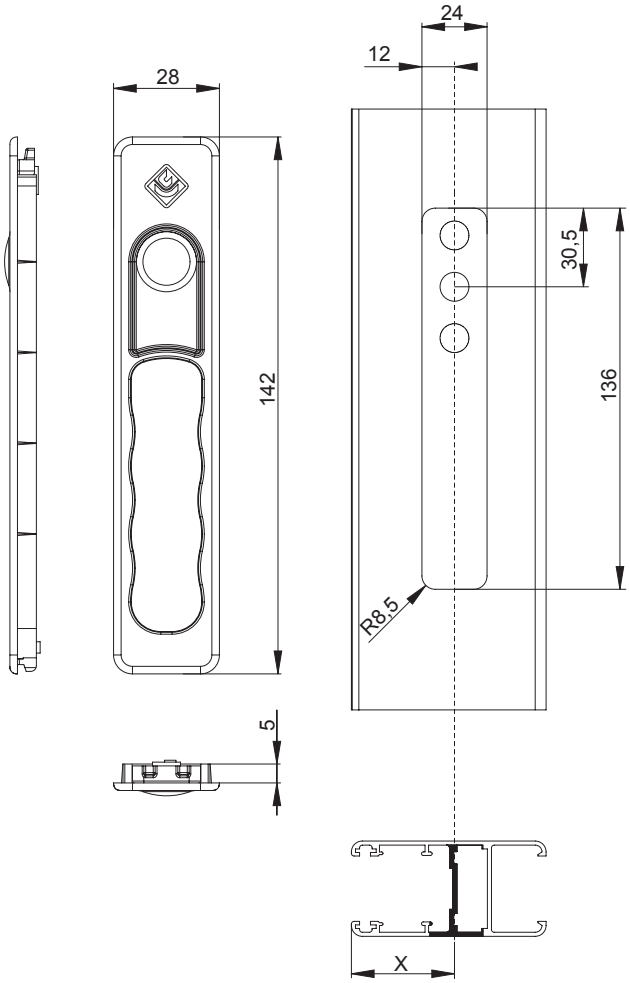

MONTAGGIO | *ASSEMBLY*

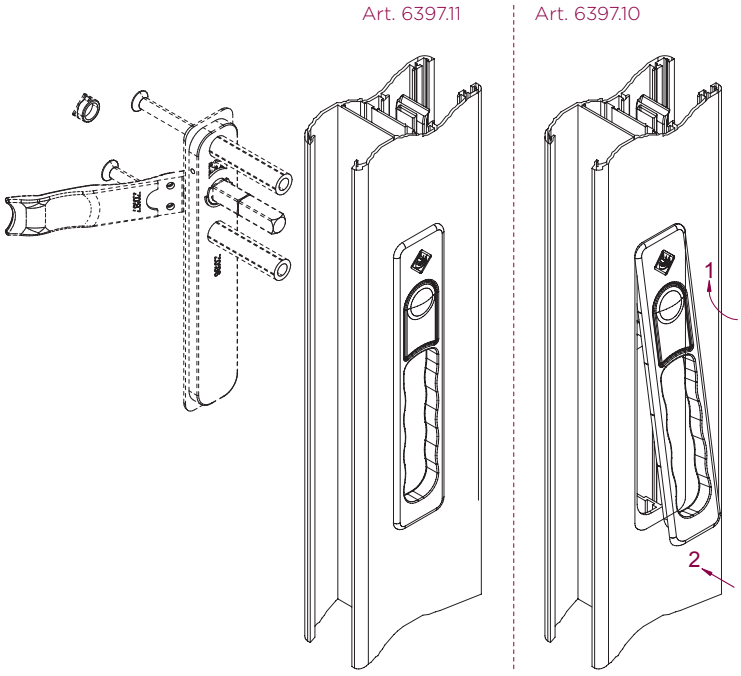

X = KIT FASTLOCK Pag. **10.9**

LINEA FAST LOCK

MANIGLIA PER ANTA SECONDARIA

Maniglia ad incasso per anta secondaria | Embedded handle for passive sash | Poignee a emboiter pour vantail secondaire | Cierre embutido para hoja pasiva



Manico, cassa, inserti e blocco superiore in zama: vite in acciaio zincato; molle in acciaio inox.

Zamak handle, case, inserts and upper block; galvanized steel screw; stainless steel springs.

Béquille, caisse, inserts et bloc supérieur en zama: vis en acier zingué; ressorts en acier inox.

Mango, caja, elementos y bloqueo superior en zamac, tornillo de acero galvanizado; muelle en acero inoxidable.

ART.	6398.1			
Imballo | Package | Conditionnement | Embalaje	20 Pz			
Finiture disponibili | Available finishes Finitions disponibles | Acabados disponibles	1	2	3	4

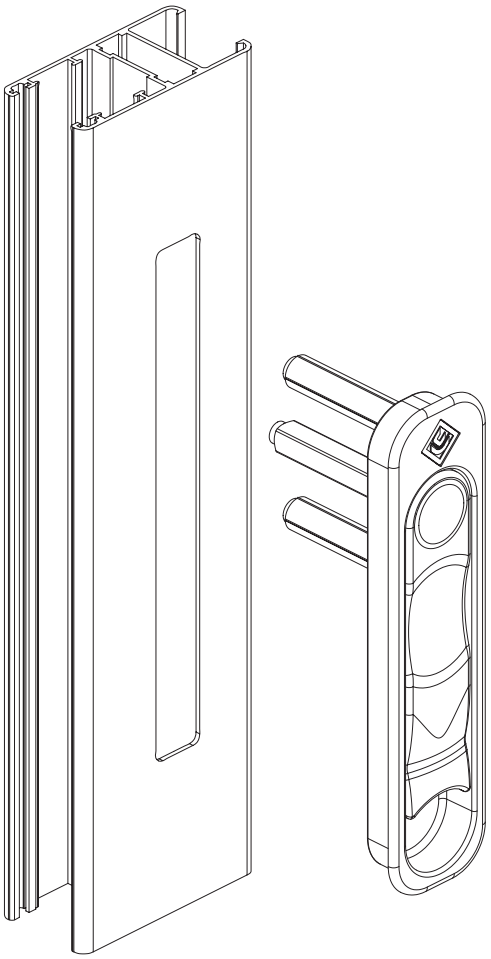

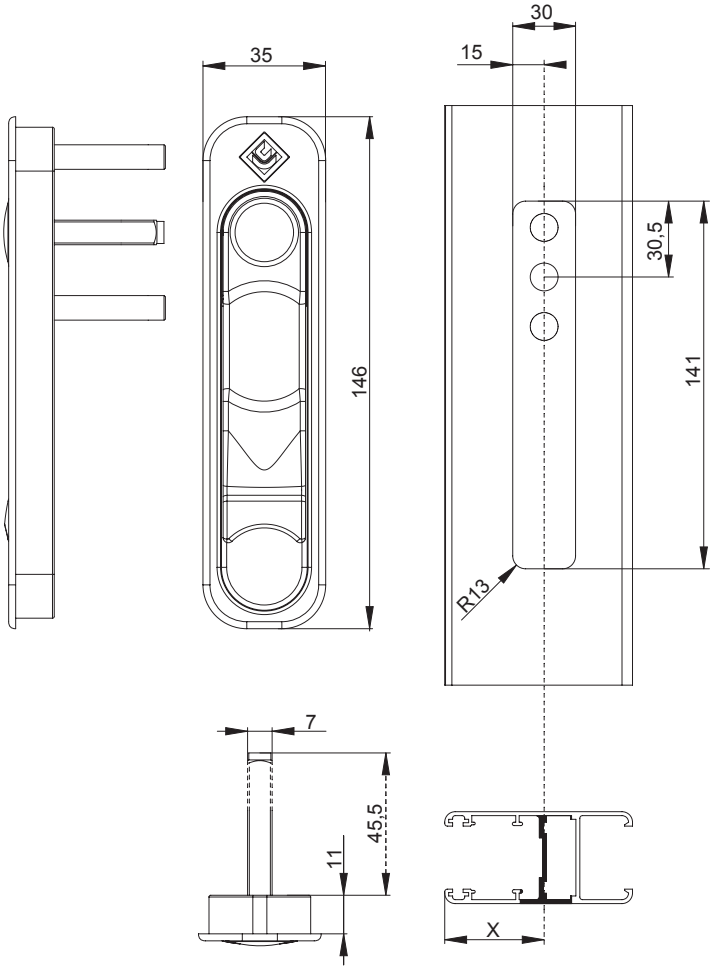

X = KIT FASTLOCK Pag. **10.9**

LINEA FAST LOCK
MANIGLIA DI TRAINO MAGGIORATA

BREVETTATO
PATENTED

Maniglia di traino | Pulling handle
Poignee de tirage | Manilla tiradora



Cassa, inserti e blocco superiore in zama: vite M5x7 TSPCR e molle in acciaio inox.

Zamak case, inserts and upper block; M5x7 TSPCR screw and springs in stainless steel.

Caisse, inserts et bloc supérieur en zama: vis M5x7 TSPCR et ressorts en acier inox.

Caja, elementos y bloqueo superior en zamac, tornillo M5x7 TSPCR y muelle en acero inoxidable.

ART.	6398.10 | 6398.11			
Imballo | Package | Conditionnement | Embalaje	20 Pz			
Finiture disponibili | Available finishes Finitions disponibles | Acabados disponibles	1	2	3	4

ART.	DESCRIZIONE *DESCRIPTION*
6398.10	Maniglia di traino universale *Universal pull handle*
6398.11	Maniglia esterna da accoppiare con la martellina o la maniglia ad incasso Fast Lock *External handle to be combined with Fast Lock standard or embedded handle*

Art. 6398.10 | 6398.11

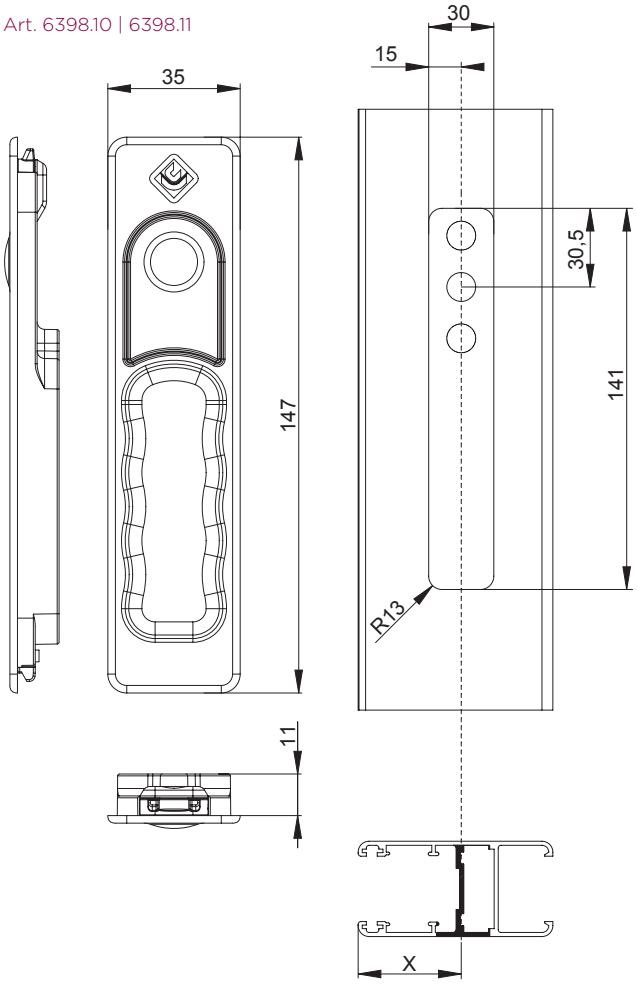

MONTAGGIO | *ASSEMBLY*

Art. 6398.11

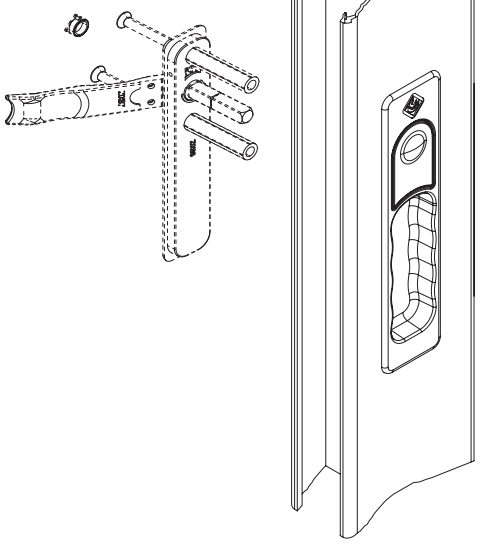

Art. 6398.10

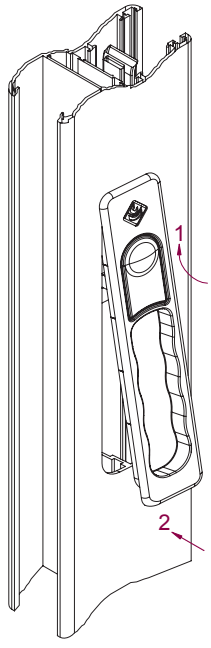

X = KIT FASTLOCK Pag. **10.9**

INNER
MANIGLIA AD INCASSO

Maniglia ad incasso | Embedded handle
Poignee a emboiter | Manilla con cierre embutido



Cassa in alluminio estruso; leva di manovra e piastrine di fissaggio in zama; molla in acciaio temprato zincato; grano M5 e viti di fissaggio M5 TSC CR in acciaio inox; riscontro molla in nylon; sfere in acciaio; molla per sfere in acciaio temprato.

Extruded aluminum case; control lever and fastening plates in zamak; tempered galvanized steel spring; stainless steel M5 setscrew and M5 TSC CR fastening screws; nylon spring plate; steel ball bearings; tempered steel bearing spring.

Caisse en aluminium extrudé; levier de manœuvre et plaques de fixation en zamak; ressort en acier trempé zingué; grain M5 et vis de fixation M5 TSC CR en acier inox; gâche ressort en nylon; sphères en acier; ressort pour sphères en acier trempé.

Caja de aluminio extruido; leva de maniobra y placas de fijación de zamac; muelle de acero templado galvanizado; prisionero M5 y tornillos de fijación M5 TSC CR de acero inox; cerradero muelle de nylon; bolas de acero; muelle para bolas de acero templado.

ART.	TUTTI | ALL | TOUS | TODOS			
Imballo | Package | Conditionnement | Embalaje	20 Pz			
Finiture disponibili | Available finishes Finitions disponibles | Acabados disponibles	1	2	3	4

ART.	A	B
6435	143	162
6436 | 6446	165	183
6438 | 6448	187	195
6439 | 6449	205	213

Art. 6446 | 6448 | 6449 con cilindro di sicurezza
Art. 6446 | 6448 | 6449 with safety cylinder



Art. 643X

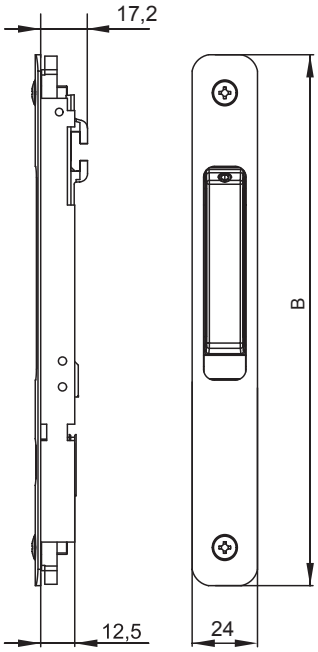

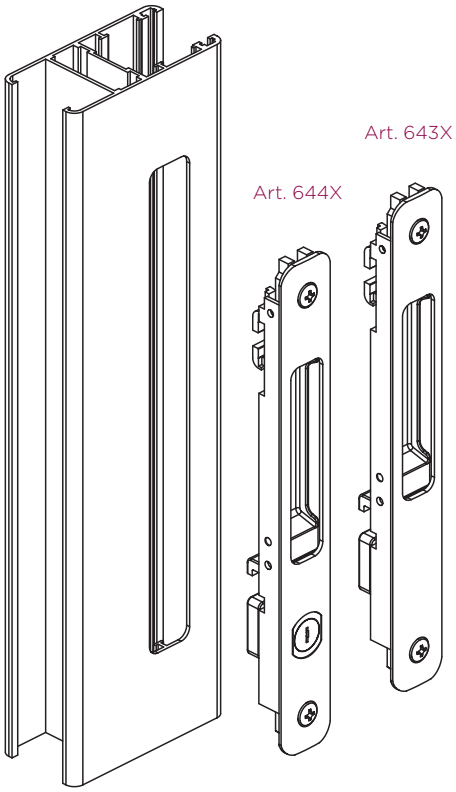

INNER
MANIGLIA AD INCASSO DOPPIA

Maniglia ad incasso doppia | Double embedded handle
Poignee double a emboiter | Manilla con cierre embutido doble



Cassa in alluminio; maniglia esterna, cursore, particolari di chiusura cilindro in zama; molla elicoidale in acciaio temprato; sfere di scatto aperto-chiuso in acciaio; viti di bloccaggio maniglia M5 TSC CR e grano di nasello M5 in acciaio inox.

Aluminum case; external handle, slider, details of cylinder lock in zamak; coil spring in tempered steel; steel open/closed release bearings; M5 TSC CR handle clamping screws and M5 latch setscrew in stainless steel.

Caisse en aluminium; poignée extérieure, curseur, détails de fermeture cylindre en zamak; ressort hélicoïdal en acier trempé; sphères à déclic ouvert-fermé en acier; vis de blocage poignée M5 TSC CR et grain du pêne M5 en acier inox.

Caja de aluminio; manilla externa, cursor, particulares de cierre cilindro de zamac; muelle helicoidal de acero templado; bolas de resorte abierto-cerrado de acero; tornillos de bloqueo manilla M5 TSC CR y prisionero de gancho M5 de acero inox.

ART.	6458			
Imballo | Package | Conditionnement | Embalaje	10 Pz			
Finiture disponibili | Available finishes Finitions disponibles | Acabados disponibles	1	**2**	3	**4**

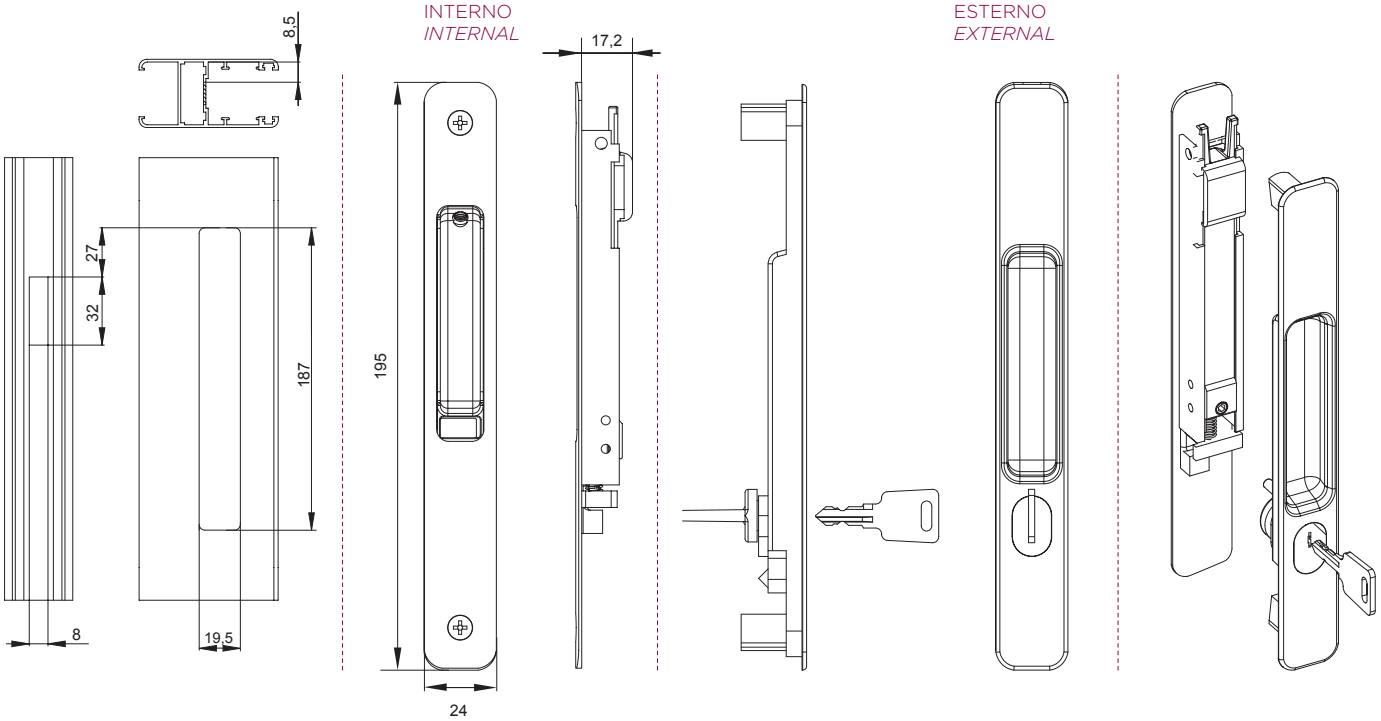

INNER
MANIGLIA AD INCASSO DOPPIA

Maniglia ad incasso doppia | Double embedded handle
Poignee double a emboiter | Manilla con cierre embutido doble



Cassa in alluminio; maniglia esterna, cursore, particolari di chiusura cilindro in zama; molla elicoidale in acciaio temprato; sfere di scatto aperto-chiuso in acciaio; viti di bloccaggio maniglia M5 TSC CR e grano di nasello M5 in acciaio inox.

Aluminum case; external handle, slider, details of cylinder lock in zamak; coil spring in tempered steel; steel open/closed release bearings; M5 TSC CR handle clamping screws and M5 latch setscrew in stainless steel.

Caisse en aluminium; poignée extérieure, curseur, détails de fermeture cylindre en zamak; ressort hélicoïdal en acier trempé; sphères à déclic ouvert-fermé en acier; vis de blocage poignée M5 TSC CR et grain du pêne M5 en acier inox.

Caja de aluminio; manilla externa, cursor, particulares de cierre cilindro de zamac; muelle helicoidal de acero templado; bolas de resorte abierto-cerrado de acero; tornillos de bloqueo manilla M5 TSC CR y prisionero de gancho M5 de acero inox.

ART.	6468			
Imballo | Package | Conditionnement | Embalaje	10 Pz			
Finiture disponibili | Available finishes Finitions disponibles | Acabados disponibles	1	2	3	4

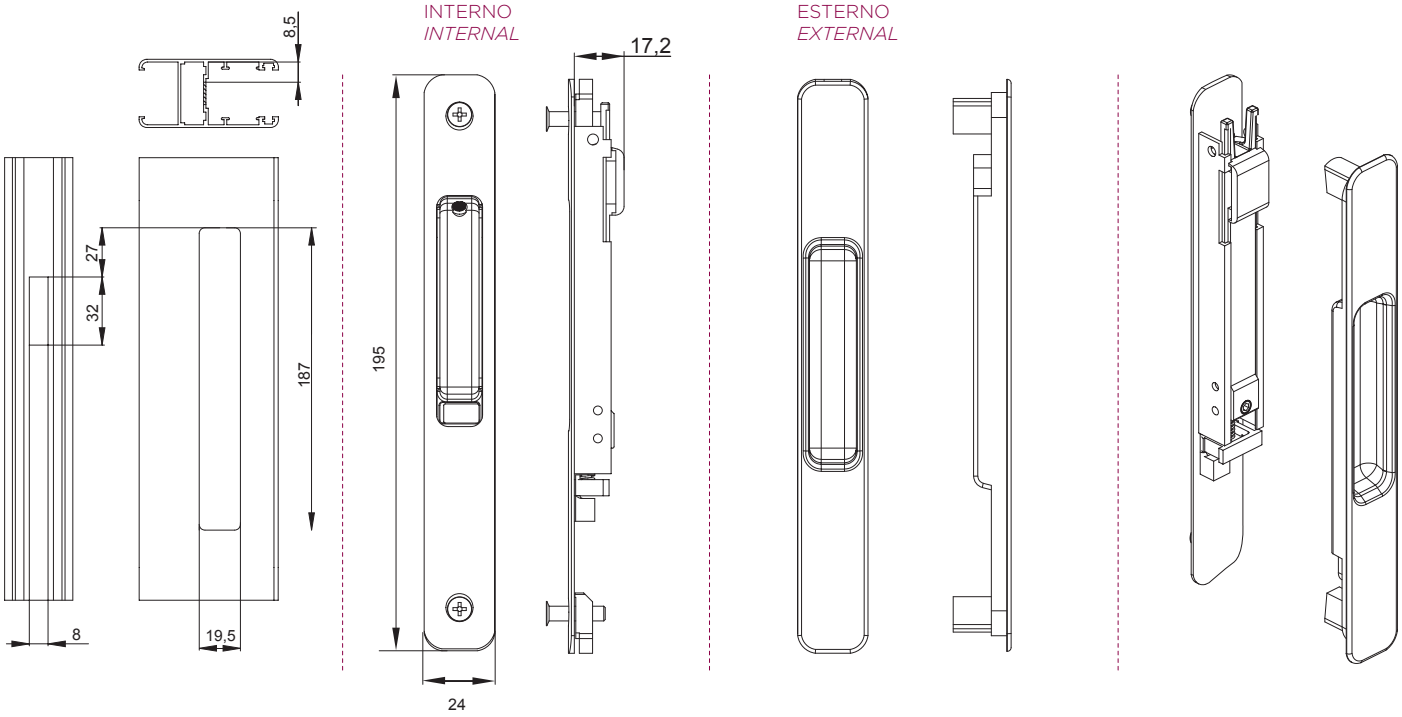

INNER CLICK

MANIGLIA AD INCASSO AD AGGANCIO RAPIDO

2,5

Maniglia ad incasso ad aggancio rapido | Fast mounting embedded handle
Poignee a emboiter a accrochage rapide | Manilla con cierre embutido de agarre rápido



Cassa in alluminio estruso; leva di manovra in nylon; molla in acciaio temprato zincato; grano M5 in acciaio inox; riscontro molla in nylon; sfere in acciaio; molla per sfere in acciaio temprato.

Extruded aluminum case; nylon control lever; tempered galvanized steel spring; stainless steel M5 setscrew; nylon spring plate; steel ball bearings; tempered steel bearing spring.

Caisse en aluminium extrudé; levier de manoeuvre en nylon; ressort en acier trempé zingué; grain M5 en acier inox; gâche ressort en nylon; sphères en acier; ressort pour sphères en acier trempé.

Caja de aluminio extruido; leva de maniobra de nylon; muelle de acero templado galvanizado; prisionero M5 de acero inox; cerradero muelle de nylon; bolas de acero; muelle para bolas de acero templado.

ART.	TUTTI | ALL | TOUS | TODOS			
Imballo | Package | Conditionnement | Embalaje	20 Pz			
Finiture disponibili | Available finishes Finitions disponibles | Acabados disponibles	1	2	3	4

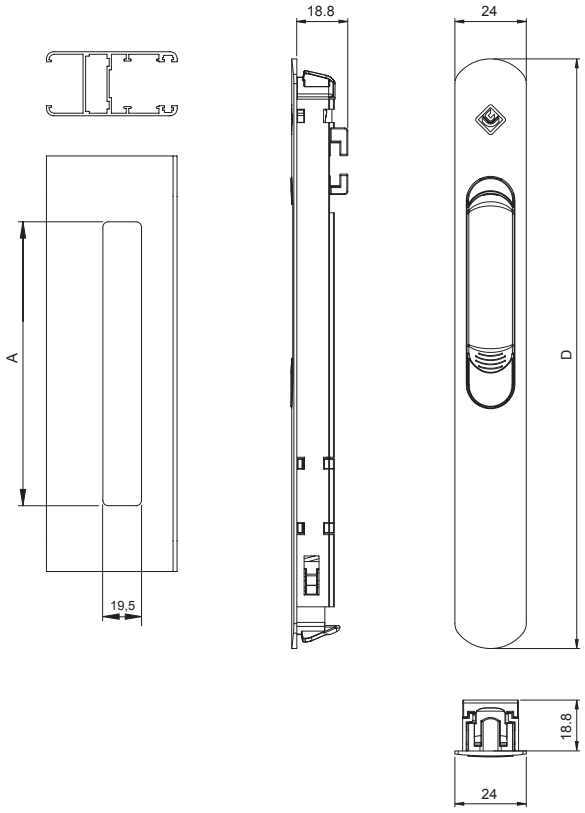

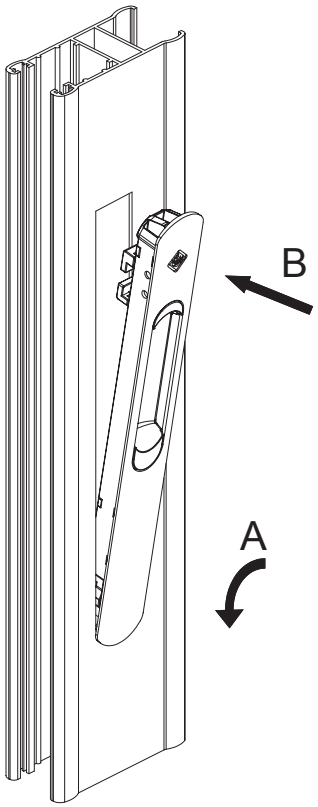

AUTOMATICA | *AUTOMATIC*		
ART.	A	D
6450.1	143	153
6451.1	165	176
6452.1	187	195

MANUALE | *MANUAL*		
ART.	A	D
6452	187	195

INNER CLICK

MANIGLIA DI TRAINO AD INCASSO AD AGGANCIO RAPIDO

Maniglia di traino ad incasso ad aggancio rapido | Quick coupling recessed pull handle | Poignée de tirage encastrable à accrochage rapide | Manilla tirador embutida de agarre rápido

Cassa in alluminio estruso; leva e blocchetti in nylon; molla in acciaio inox. Lavorazione 165x19,5.

Extruded aluminium body; nylon lever and block; hardened steel spring. Version 165x19,5.

Caisse en aluminium extrudé ; levier et cale en nylon ; ressort pour sphères en acier trempé. Usinage 165x19,5.

Caja de aluminio extruido; palanca y bloque de nailon; muelle de acero templad. Mecanizado 165x19,5.



ART.	6451.20 - 6452.20			
Imballo | Package | Conditionnement | Embalaje	20 Pz			
Finiture disponibili | Available finishes Finitions disponibles | Acabados disponibles	1	2	3	4

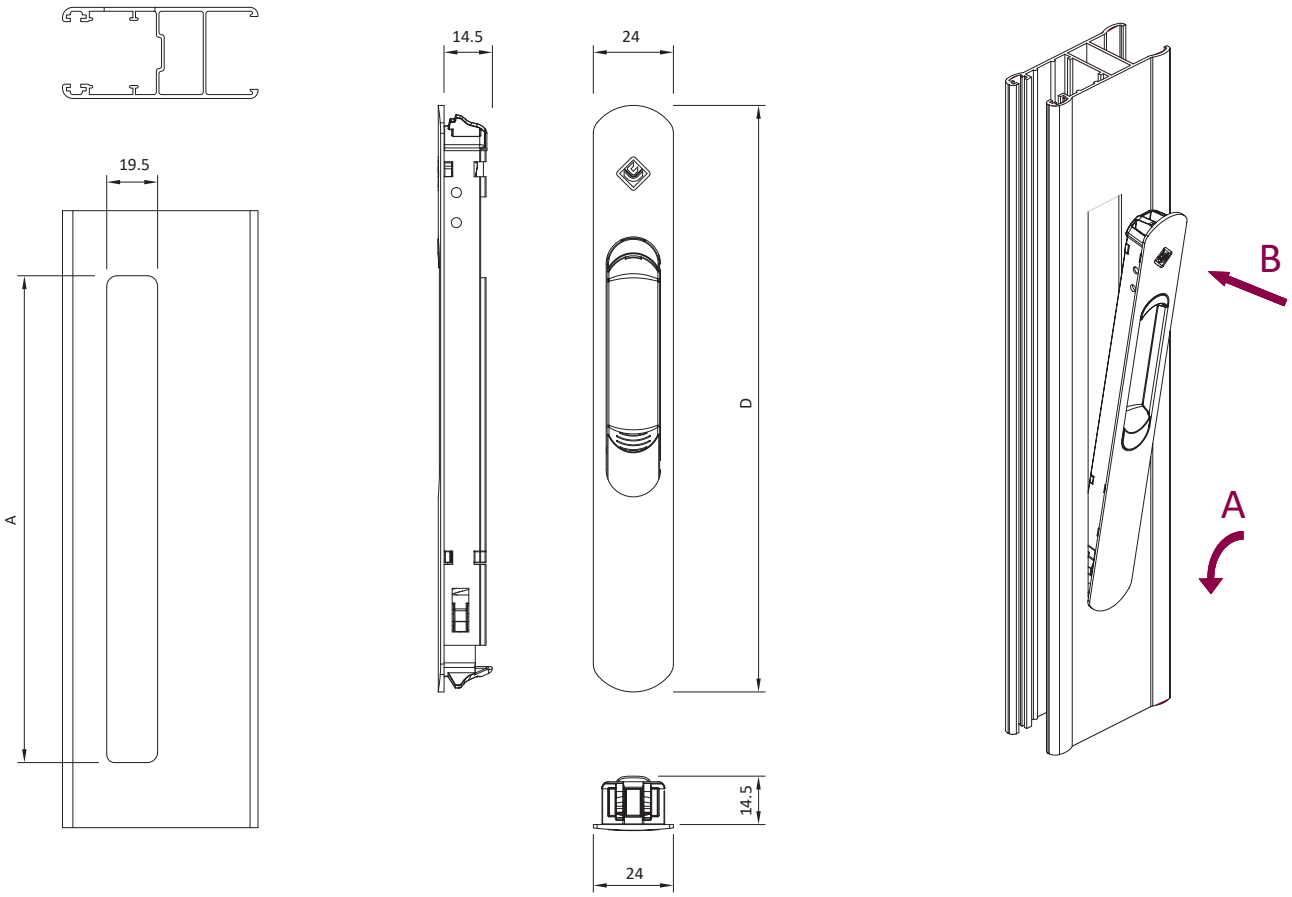

ART.	A	D
6451.20	165	176
6452.20	187	195

INNER CLICK

MANIGLIA AD INCASSO CON CILINDRO

2,5

Maniglia ad incasso ad aggancio rapido | Fast mounting embedded handle | Poignee a emboiter a accrochage rapide | Manilla con cierre embutido de agarre rápido



Cassa in alluminio estruso; leva di manovra in nylon; molla in acciaio temprato zincato; grano M5 in acciaio inox; riscontro molla in nylon; sfere in acciaio; molla per sfere in acciaio temprato.

Extruded aluminum case; nylon control lever; tempered galvanized steel spring; stainless steel M5 setscrew; nylon spring plate; steel ball bearings; tempered steel bearing spring.

Caisse en aluminium extrudé; levier de manoeuvre en nylon; ressort en acier trempé zingué; grain M5 en acier inox; gâche ressort en nylon; sphères en acier; ressort pour sphères en acier trempé.

Caja de aluminio extruido; leva de maniobra de nylon; muelle de acero templado galvanizado; prisionero M5 de acero inox; cerradero muelle de nylon; bolas de acero; muelle para bolas de acero templado.

ART.	6452.3			
Imballo | Package | Conditionnement | Embalaje	20 Pz			
Finiture disponibili | Available finishes Finitions disponibles | Acabados disponibles	1	2	3	4

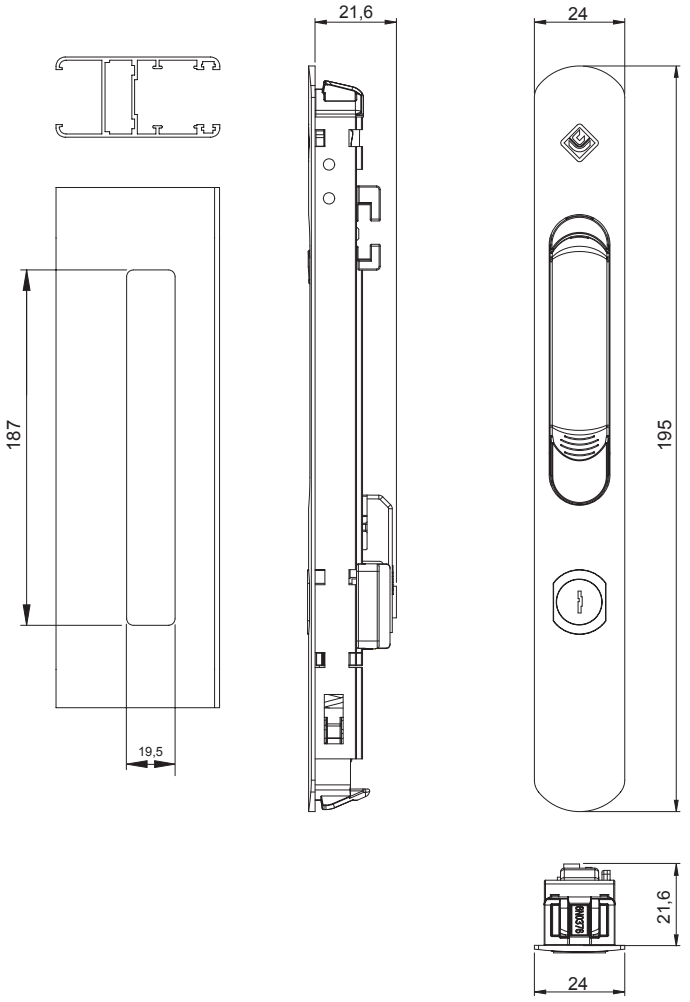

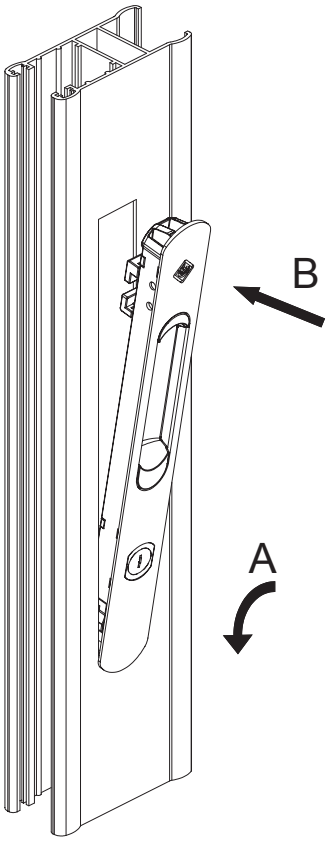

INNER CLICK

MANIGLIA AD INCASSO DOPPIA CON CILINDRO

Maniglia ad incasso doppia | Double embedded handle
Poignee double a emboiter | Manilla con cierre embutido doble



Cassa in alluminio; maniglia esterna, cursore, particolari di chiusura cilindro in zama; molla elicoidale in acciaio temprato; sfere di scatto aperto-chiuso in acciaio; viti di bloccaggio maniglia M5 TSC CR e grano di nasello M5 in acciaio inox.

Aluminum case; external handle, slider, details of cylinder lock in zamak; coil spring in tempered steel; steel open/closed release bearings; M5 TSC CR handle clamping screws and M5 latch setscrew in stainless steel.

Caisse en aluminium; poignée extérieure, curseur, détails de fermeture cylindre en zamak; ressort hélicoïdal en acier trempé; sphères à déclic ouvert-fermé en acier; vis de blocage poignée M5 TSC CR et grain du pêne M5 en acier inox.

Caja de aluminio; manilla externa, cursor, particulares de cierre cilindro de zamac; muelle helicoidal de acero templado; bolas de resorte abierto-cerrado de acero; tornillos de bloqueo manilla M5 TSC CR y prisionero de gancho M5 de acero inox.

ART.	6452.13			
Imballo | Package | Conditionnement | Embalaje	10 Pz			
Finiture disponibili | Available finishes Finitions disponibles | Acabados disponibles	1	2	3	4

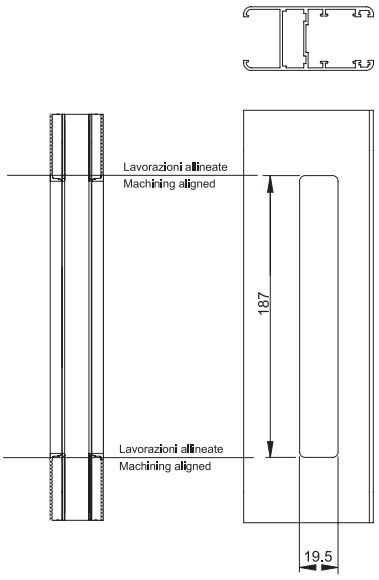

ESTERNO *EXTERNAL* INTERNO *INTERNAL*

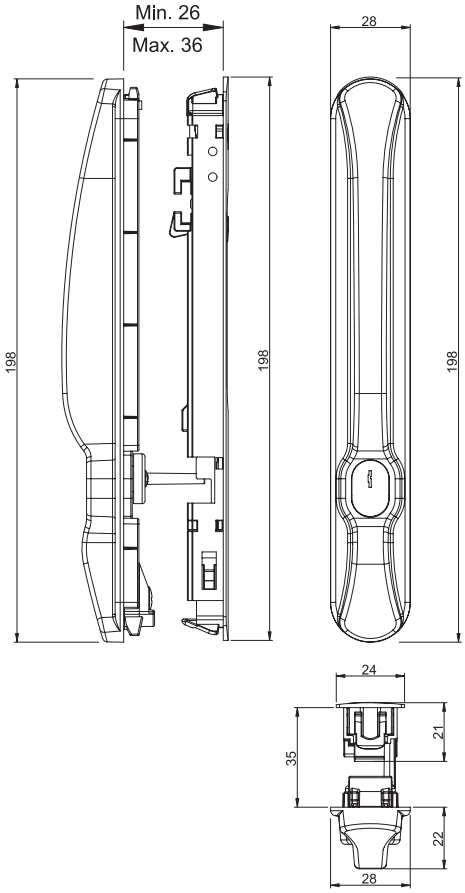

ESTERNO *EXTERNAL* INTERNO *INTERNAL*

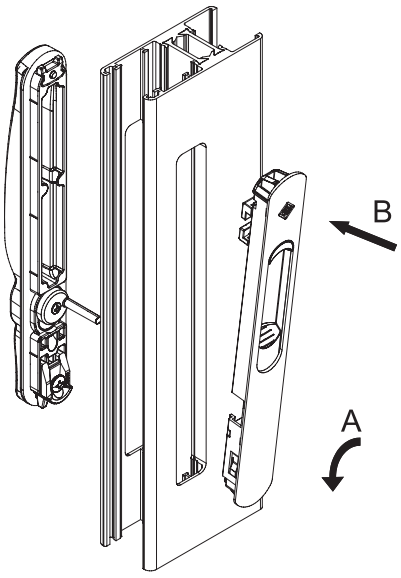

INNER CLICK
MANIGLIA DI TRAINO

Maniglia di traino | Pulling handle
Poignee de tirage | Manilla tiradora



Cassa, inserti e blocco superiore in zama: vite M5x7 TSPCR e molle in acciaio inox.

Zamak case, inserts and upper block; M5x7 TSPCR screw and springs in stainless steel.

Caisse, inserts et bloc supérieur en zama: vis M5x7 TSPCR et ressorts en acier inox.

Caja, elementos y bloqueo superior en zamac, tornillo M5x7 TSPCR y muelle en acero inoxidable.

ART.	6495.11			
Imballo | Package | Conditionnement | Embalaje	20 Pz			
Finiture disponibili | Available finishes Finitions disponibles | Acabados disponibles	1	2	3	4

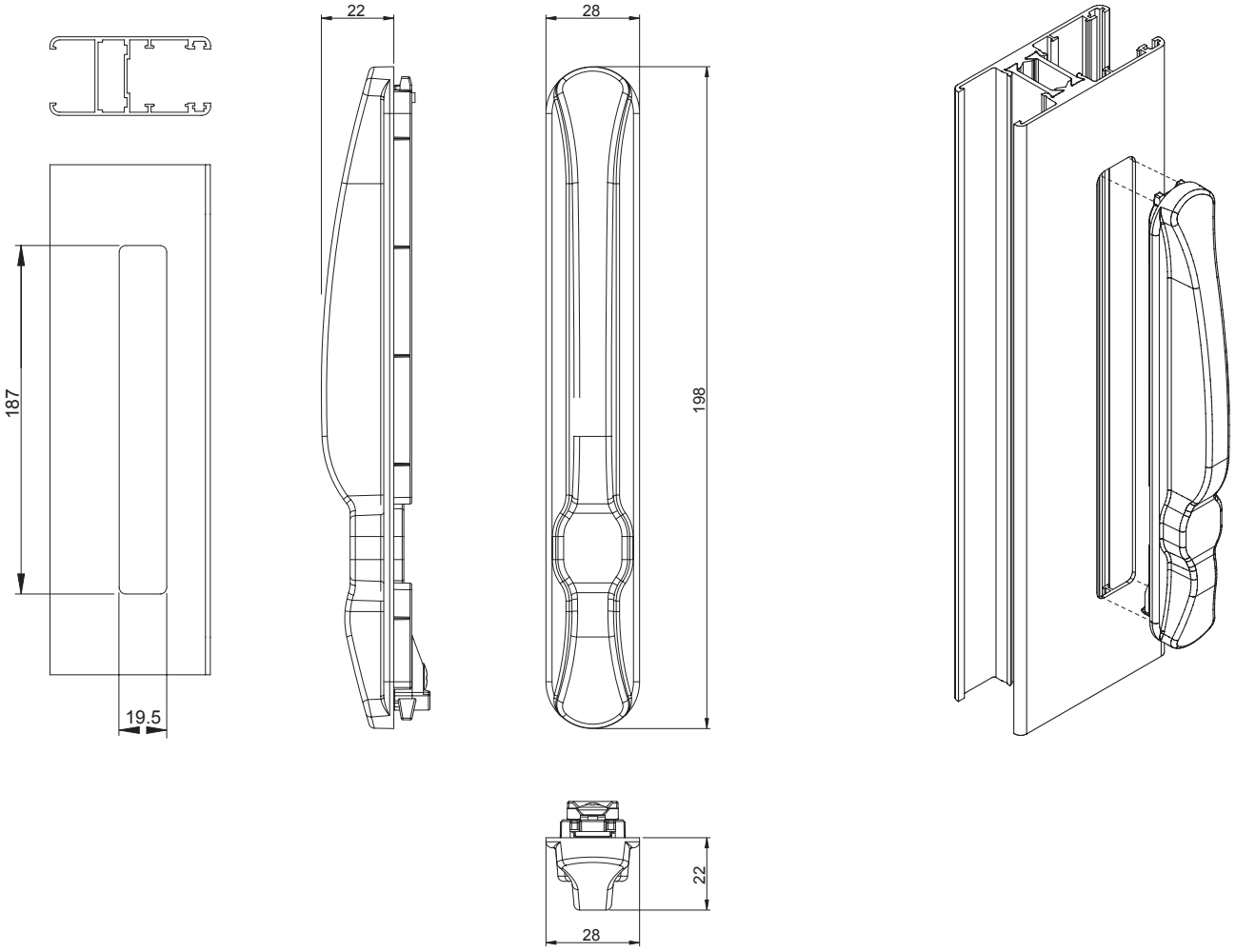

INNERKIT
KIT DI CHIUSURA

Kit di chiusura per maniglie inner e innerclick | Cosing kit for inner and innerclick handles | Kit de fermeture pour poignees inner et innerclick | Kit de cierre para manillas “inner” y “innerclick”



Nasello, contropiastra e viti in acciaio inox; occlusore in zama.

Stainless steel hook, plate and screws; zamak counterplate

Píne, contreplaque et vis en acier inox; g,che en zamak

Gancho, cerradero y tornillos en acero inoxidable, contraplaca en zamac

ART.	TUTTI | ALL | TOUS | TODOS			
Imballo | Package | Conditionnement | Embalaje	20 Pz			
Finiture disponibili | Available finishes Finitions disponibles | Acabados disponibles	1	2	3	4

Art. 6481.1

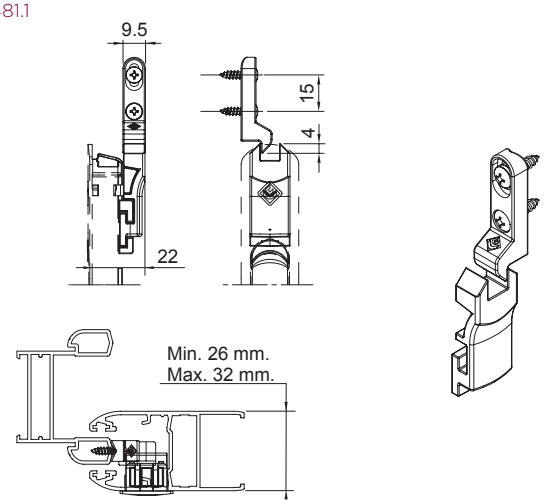

Art. 6481.2

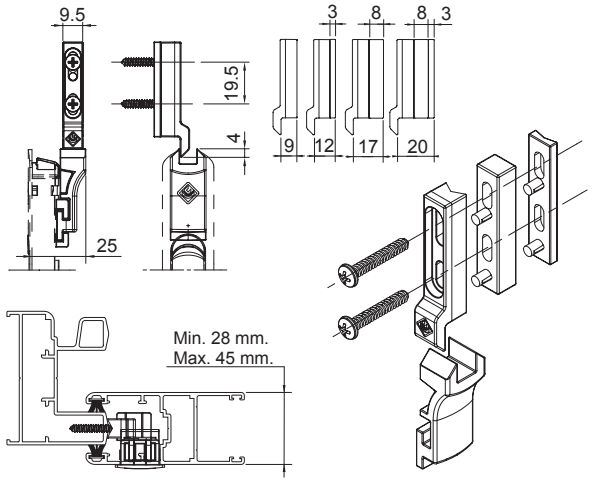

Art. 6481.3

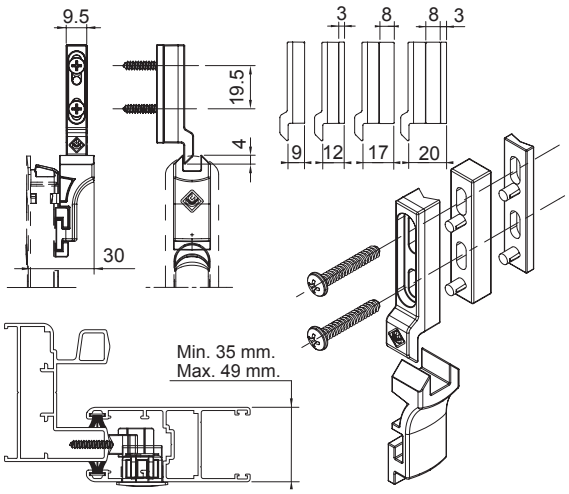

Art. 6481.6

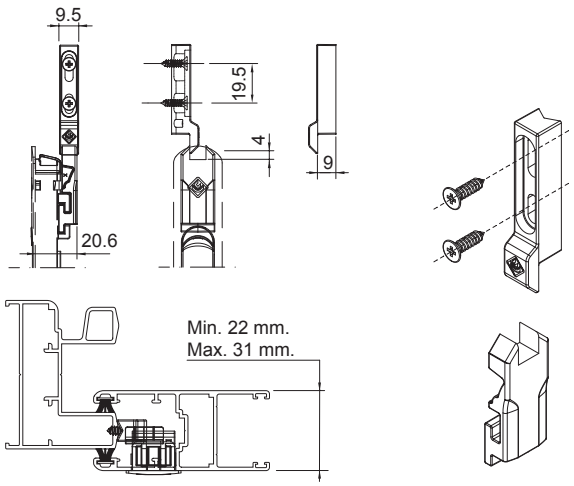

INNERKIT
KIT DI CHIUSURA

Kit di chiusura per maniglie inner e innerclick | Cosing kit for inner and innerclick handles | Kit de fermeture pour poignees inner et innerclick | Kit de cierre para manillas “inner” y “innerclick”



Nasello, riscontro e viti in acciaio inox; occlusore in zama.

Stainless steel hook, plate and screws; zamak counterplate

Pine, contreplaque et vis en acier inox; gache en zamak

Gancho, cerradero y tornillos en acero inoxidable, contraplaca en zamac

ART.	TUTTI | ALL | TOUS | TODOS			
Imballo | Package | Conditionnement | Embalaje	20 Pz			
Finiture disponibili | Available finishes Finitions disponibles | Acabados disponibles	1	2	3	4

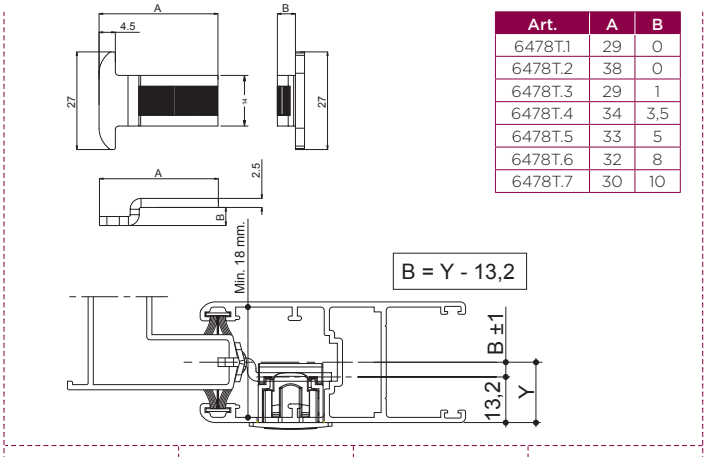

Art.	A	B
6478T.1	29	0
6478T.2	38	0
6478T.3	29	1
6478T.4	34	3,5
6478T.5	33	5
6478T.6	32	8
6478T.7	30	10

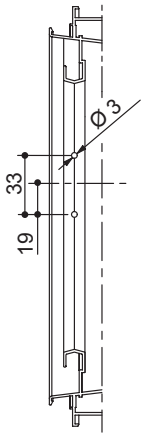

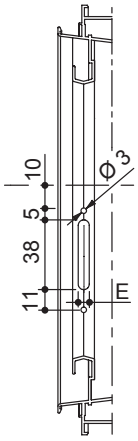

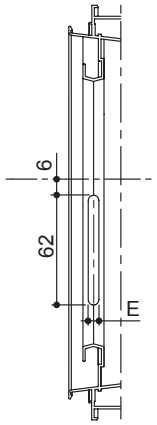



Art.
6477.41



Art.
6477.40

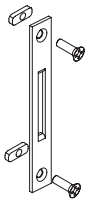

Art.	A	B	C
6477.23	2,3	11,5	13

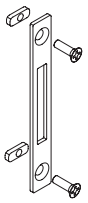

Art.	A	B	C
6477.21	2,3	11,5	13
6477.22	2,3	14	14

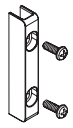

Art.
6477.4

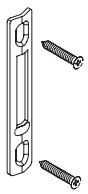

Art.	C	E
6477.5	12	6
6477.6	16	8

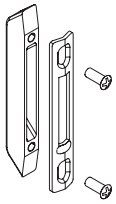

Art.	B	C	E
6477.2	8,5	12	8
6477.3	8,5	16	8

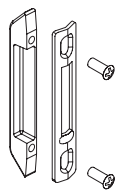

Art.	B	C	E
6477.1	6,5	12	8

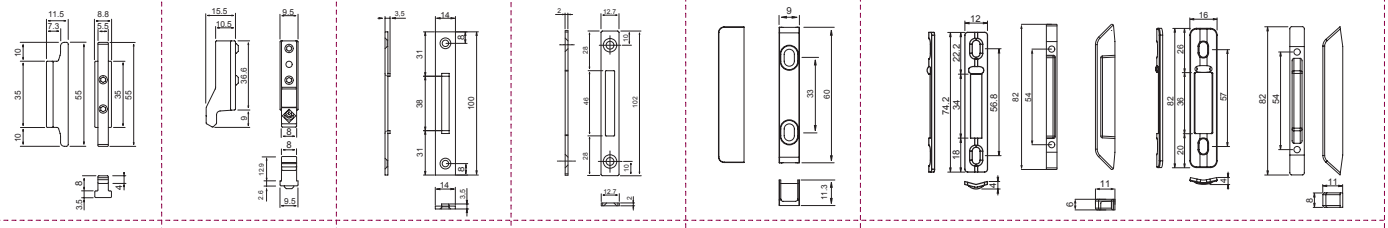

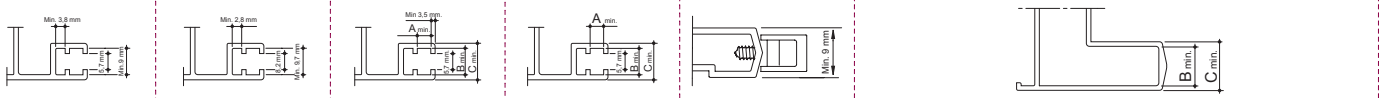

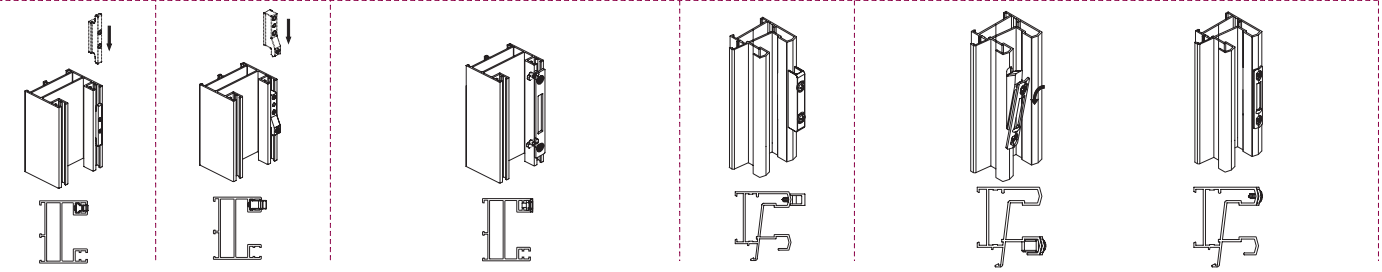

ESTRUSORE EXTRUDER	SERIE *SERIES*	INNERKIT A "T"	A	B	OCCLUSORE *COUNTERPLATE*
ALCAN	Abithal Runner	6480T	29	0/1	6
ALEXIA	Alexia 650 S	6479T	33	5	8
	Alexia 650 ST	6479T	33	5	8
ALL.CO	Export 60 S	6480T	29	0/1	6
	Export 60 S	6480T.61	29	1	----
	Triall.co 65	6479T	33	5	8
	Triall.co 65 TT	6479T	33	5	8
	Triall.co 90	6479T	33	5	8
	Triall.co 90 TT	6479T	33	5	8
	Triall.co 65 - 65TT - 90 - 90TT	6479T.61	33	5	----
DFV	Classic slide 650 S	6479T	33	5	8
	Classic slide 650 ST	6479T	33	5	8
EKU Sistemi (Gruppo Profilati)	PE 60 Slide	6480T	29	0/1	6
	PE 70 Slide	6470T	34	3.5	8
	PE 70 Slide	6470T.61	34	3.5	----
	PE 70 Slide TT	6470T	34	3.5	8
GEAL	HP-SLICK 62	6479T.7	36	5	----
HYDRO	Domal 40 S	6480T	29	0/1	6
	Domal slide 80	6486T	32	8	8
	Domal slide PA 80	6486T	32	8	8
IBLEA COLOR GROUP	Eku Vuerre 100 STT	6486T	32	8	8
	VRS 77 TT	6486T.2	32	8	----
INDINVEST	Alpha 560 S	6480T	29	0/1	6
	Gold 650 S	6479T	33	5	8
	Gold 650 ST	6479T	33	5	8
INTERALUM	90 - 120	6471T.50	33	5	----
MERCURI	D60 S	6480T	29	0/1	6
METRA	NC 60 Int.	6480T	29	0/1	6
	NC 60 STH	6487T.1	34	3.5	----
PASSERINI	Skeit 60	6480T	29	0/1	6
	Skeit 60 super anta 32 mm	6474T	34	3.5	8
	Skeit 60 super anta 36 mm - STH	6479T.4	33	5	6
PONZIO	Sliding 600 (binari chiusi)	6470T	34	3.5	8
RALOX	Ayrton 60	6480T	29	0/1	6
	Ayrton 60 TT	6479T	33	5	8
SAPA	Erre 50 S (900173 - 900247)	6476T	29	1	----
	Win 90 S	6486T	32	8	8
	Win 90 STT	6486T	32	8	8
TOMA	Atlantis 78 S	6486T	32	8	8
	Atlantis 78 ST	6486T	32	8	8

MANIGLIA DI TRAINO

Maniglia di traino | Pull handle
Poignee de tirage | Manilla tiradora



Maniglia in alluminio estruso; tappi in nylon.

Handle in extruded aluminum; nylon plugs.

Poignée en aluminium extrudé ; bouchons en nylon.

Manilla de aluminio extruido; tapones de nylon.

ART.	6490 | 6491 | 6493 | 6494			
Imballo | Package | Conditionnement | Embalaje	20 Pz			
Finiture disponibili | Available finishes Finitions disponibles | Acabados disponibles	1	2	3	4

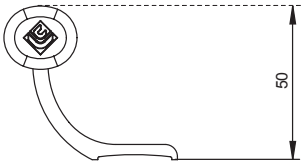

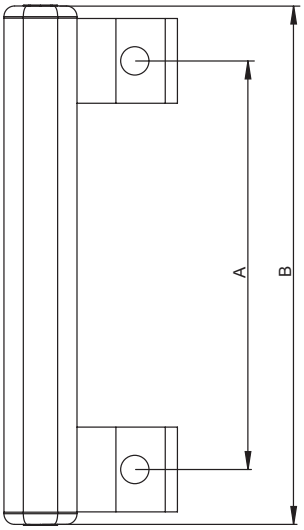

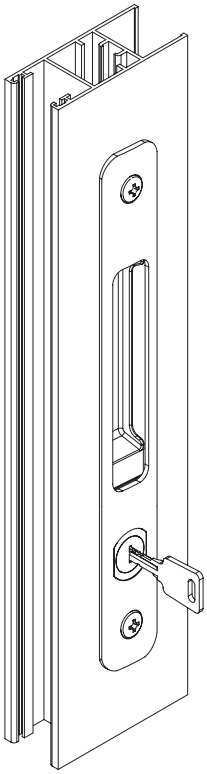



ART.	DESCRIZIONE *DESCRIPTION*	A	B
6490	Da accoppiare alle maniglie INNER con lavorazione 143x19,5 *To combine with the handles INNER with working slot 143x19,5*	134	169
6491	Da accoppiare alle maniglie INNER con lavorazione 165x19,5 *To combine with the handles INNER with working slot 165x19,5*	155	190
6493	Da accoppiare alle maniglie INNER con lavorazione 187x19,5 *To combine with the handles INNER with working slot 187x19,5*	167	202
6494	Da accoppiare alle maniglie INNER con lavorazione 205x19,5 *To combine with the handles INNER with working slot 205x19,5*	185	220

ALTAIR
MANIGLIA AD INCASSO

Maniglia ad incasso | Embedded handle
Poignee a emboiter | Cierre embutido

Cassa maniglia e occlusore in nylon; cursore art. 6501.1 in nylon con fibra di vetro; cursore art 6502.1 in alluminio estruso; nasello, contropiastra, grano M5 e M8, viti di bloccaggio contropiastra in acciaio zincato.

Handle case and occluder in nylon; slider art. 6501.1 in nylon with fiberglass; slider art 6502.1 in extruded aluminum; latch, strike plate, M5 and M8 setscrew, strike plate clamping screws in galvanized steel.

Caisse poignée et pièce de fixation en nylon; curseur art. 6501.1 en nylon avec fibre de verre; curseur art. 6502.1 en aluminium extrudé; pêne, contreplaque, grain M5 et M8, vis de blocage contreplaque en acier zingué.

Caja manilla y tapón de nylon; cursor art. 6501.1 de nylon con fibra de vidrio; cursor art. 6502.1 de aluminio extruido; gancho, contraplaca, prisionero M5 y M8, tornillos de bloqueo contraplaca de acero galvanizado.



ART.	6501.1 | 6502.1			
Imballo | Package | Conditionnement | Embalaje	50 Pz			
Finiture disponibili | Available finishes Finitions disponibles | Acabados disponibles	1	2	3	4

ESTRUSORE EXTRUDER	SERIE *SERIES*	X
ALCAN	Abithal Runner	11
ALL.CO	Export 60 S	10.5
EKU Sistemi (Gruppo Profilati)	PE 60 slide	12.5
HYDRO	Domal 40 S	12.5
INDINVEST	Alpha 560	11
METRA	NC 60 Int.	12.5
PASSERINI	Skeit 60	11.5
RALOX	Ayrton 60	14.5

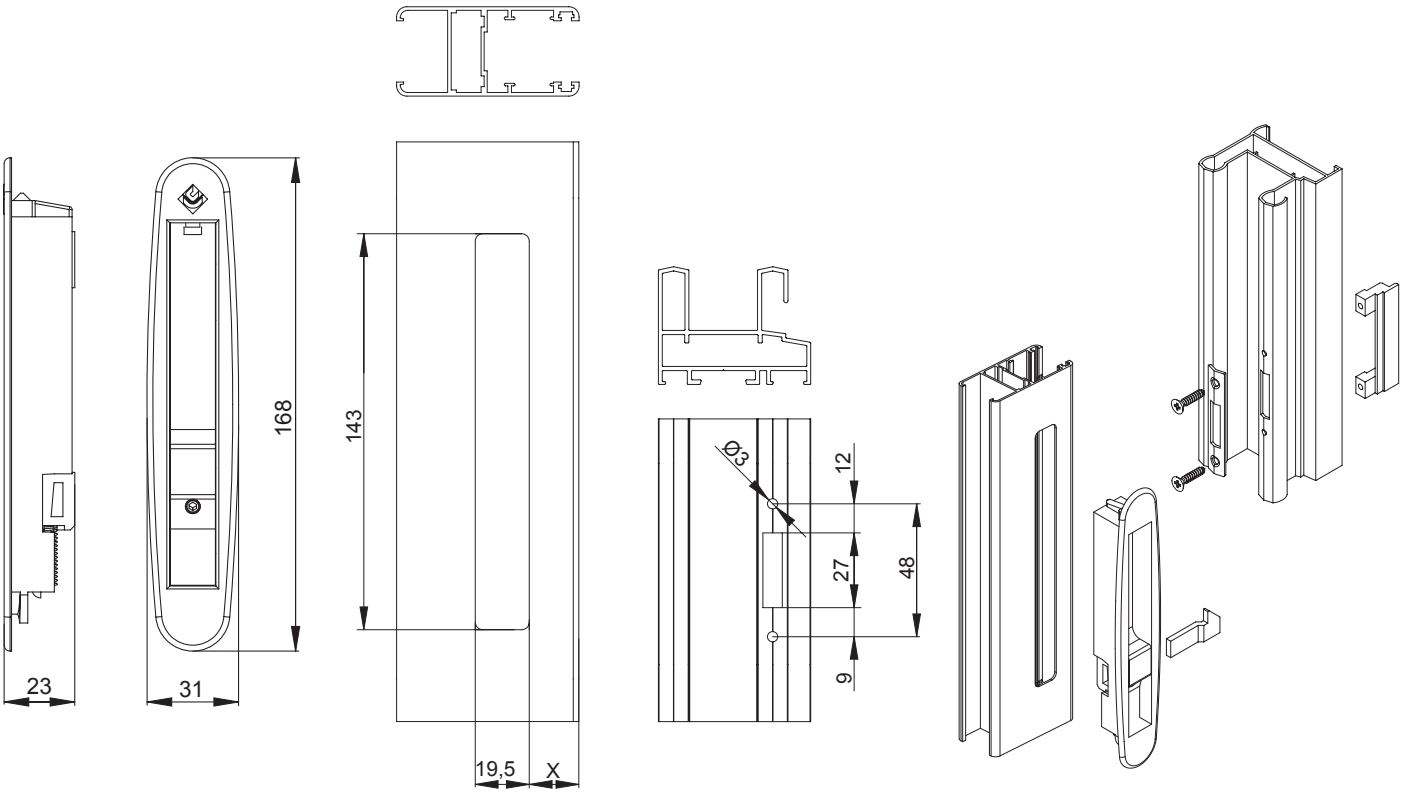

MEGA
MANIGLIA AD INCASSO A SCATTO

Maniglia ad incasso a scatto | Snap-in embedded handle
Poignee a emboiter a declic | Manilla con cierre embutido de resorte



Cassa maniglia, leva e blocchetto in nylon; riscontro in zama; grano di bloccaggio maniglia M8 e viti di bloccaggio in acciaio zincato.

Handle case, lever and block in nylon; plate in zamak; M8 handle setscrew and clamping screws in galvanized steel.

Caisse poignée, levier et bloc en nylon; gâche en zamak; grain de blocage poignée M8 et vis de blocage en acier zingué.

Caja manilla, leva y boque de nylon; cerradero de zamac; prisionero de bloqueo manilla M8 y tornillos de bloqueo de acero galvanizado.

ART.	6511			
Imballo | Package | Conditionnement | Embalaje	50 Pz			
Finiture disponibili | Available finishes Finitions disponibles | Acabados disponibles	1	2	3	4

ESTRUSORE EXTRUDER	SERIE *SERIES*	X
ALCAN	Abithal Runner	11
ALL.CO	Export 60 S	10.5
EKU Sistemi (Gruppo Profilati)	PE 60 slide	12.5
HYDRO	Domal 40 S	12.5
INDINVEST	Alpha 560 S	11
METRA	NC 60 Int.	12.5
PASSERINI	Skeit 60	11.5

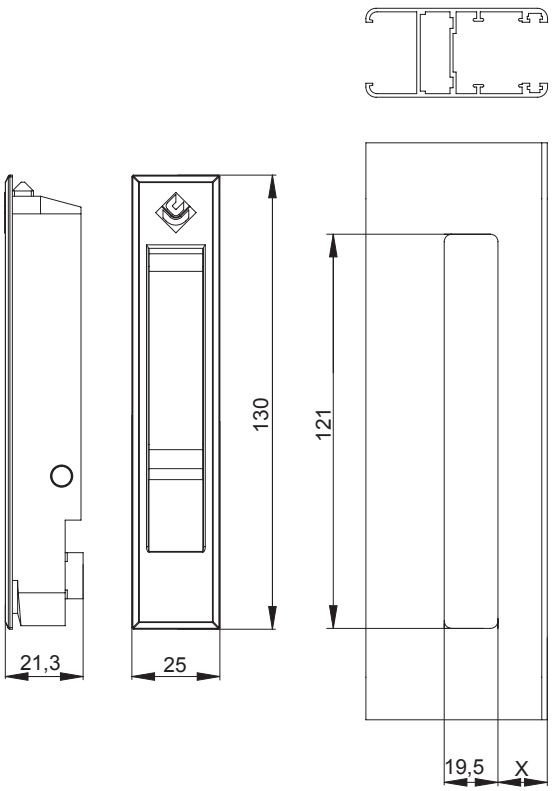

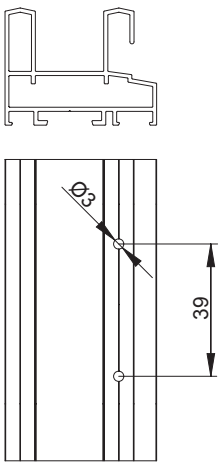

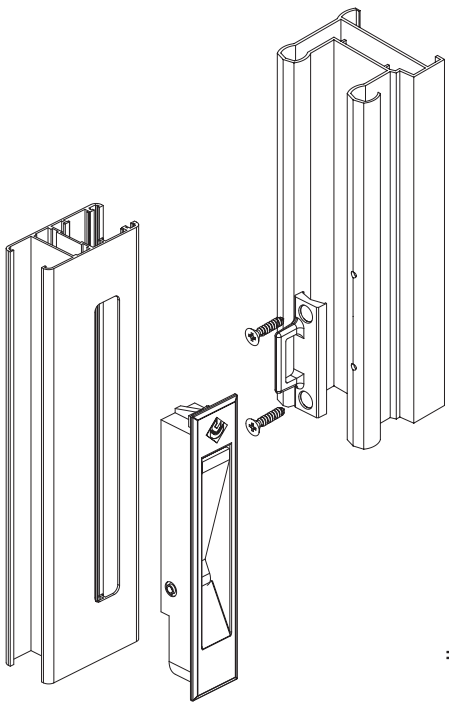

CATENACCIO PER SCORREVOLI

4

Catenaccio limitatore per scorrevoli | Limiter latch for sliding |
Verrou limiteur pour coulissant | Pasador limitador para corredera



Cassa in zama, cilindro e asta in acciaio inox

Zamak case, stainless steel cylinder and rod

Caisse en zamak, le cylindre et tringle en acier inox

Caja en zamak, cilindro y pletina de acero inox

ART.	6580 | 6580.10 6580.1 | 6580.11 | 6580.3 | 6580.13			
Imballo | Package | Conditionnement | Embalaje	10 Pz			
Finiture disponibili | Available finishes Finitions disponibles | Acabados disponibles	1	2	3	4

Art. 6580 / .1 /.3

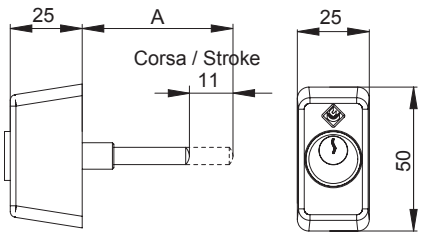

Art. 6580.10 / .11 / .13

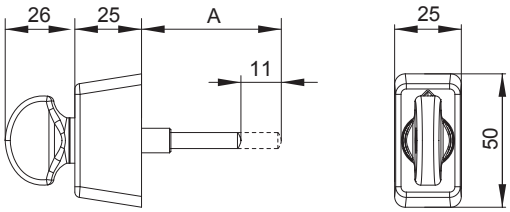

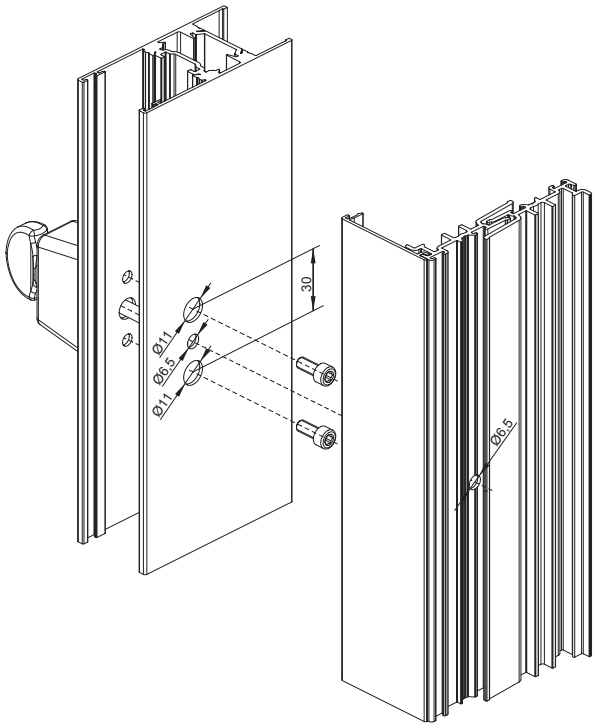

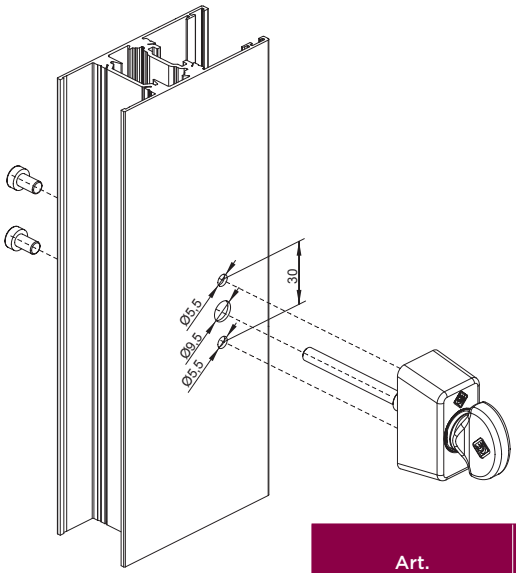

Art.	A
6580 / 6580.10	65
6580.1 / 6580.11	70,5
6580.3 / 6580.13	101

CENTER

MANIGLIA CENTRALE CON PULSANTE

Maniglia centrale bloccaggio esterno | Center handle with external locking
Poignee centrale avec blocage exterieur | Manilla central de bloqueo externo

BREVETTATO
PATENTED

Corpo in alluminio pressofuso; perno di chiusura, viti autofilettanti e viti M5 in acciaio zincato; meccanismo di manovra e riscontri in nylon; inserti di bloccaggio in alluminio estruso.

Die-cast aluminum body; closing pin, self-threading screws and M5 screws in galvanized steel; movement mechanism and plates in nylon; locking inserts in extruded aluminum.

Corps en aluminium moulé sous pression; pivot de fermeture, vis autotaraudeuses et vis M5 en acier zingué mécanisme de manœuvre et gâches en nylon; parties intercalaires de blocage en aluminium extrudé.

Cuerpo de aluminio fundido a presión, pernio de cierre, tornillos autorroscantes y tornillos M5 de acero galvanizado mecanismo de maniobra y cerraderos de nylon; inserciones de bloqueo de aluminio extruido.



ART.	TUTTI | ALL | TOUS | TODOS			
Imballo | Package | Conditionnement | Embalaje	20 Pz			
Finiture disponibili | Available finishes Finitions disponibles | Acabados disponibles	1	2	3	4

Art. 656X.1 - Maniglia con pulsante | Handle with button

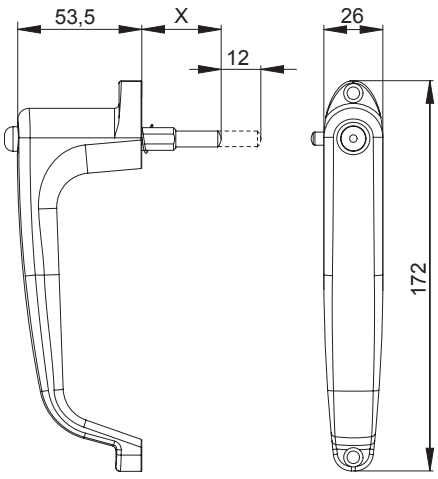

Art. 656X - Maniglia con chiave | Handle with key

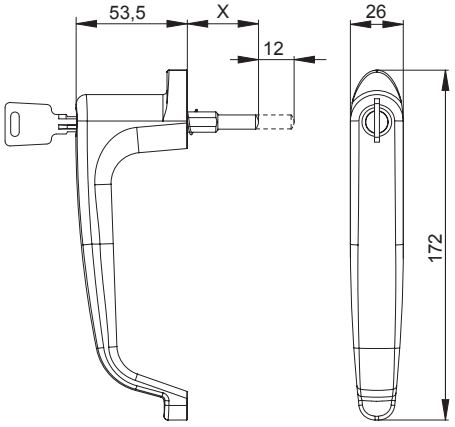

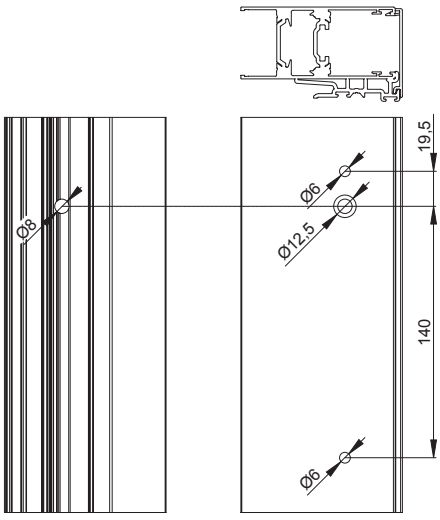

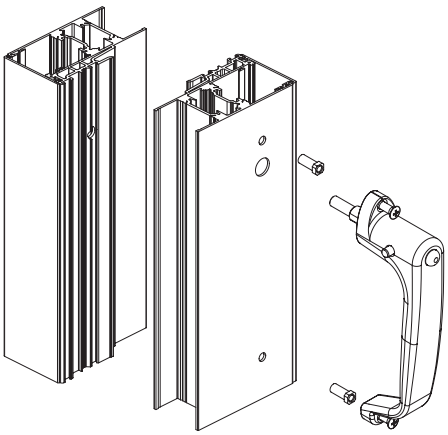

ESTRUSORE EXTRUDER	SERIE *SERIES*	X	CON CILINDRO DI SICUREZZA *WITH SAFETY CYLINDER*	A PULSANTE WITH BUTTON
ALCAN	Abithal Runner	28 | 40	6566	6566.1
ALEXIA	Alexia 650 S	39 | 51	6568	6568.1
	Alexia 650 ST	39 | 51	6568	6568.1
ALL.CO	Export 60	28 | 40	6566	6566.1
	Triall.co 65	39 | 51	6568	6568.1
	Triall.co 65 TT	39 | 51	6568	6568.1
	Triall.co 90	39 | 51	6568	6568.1
	Triall.co 90 TT	39 | 51	6568	6568.1
EKU Sistemi (Gruppo Profilati)	PE 60 Slide	28 | 40	6566	6566.1
ETA	Start 900 S	48 | 60	6564	6564.1
	Start 900 S TT	48 | 60	6564	6564.1
HYDRO	Domal 40 S	28 | 40	6566	6566.1
	Domal slide 56	31 | 43	6567	6567.1
	Domal slide 80	48 | 60	6564	6564.1
	Domal slide PA 80	48 | 60	6564	6564.1
	Domal slide 84	31 | 43	6567	6567.1
INDINVEST	Alpha 560 S	28 | 40	6566	6566.1
	Gold 650 S	39 | 51	6568	6568.1
	Gold 650 ST	39 | 51	6568	6568.1
MERCURI	D60 S	28 | 40	6566	6566.1
METRA	NC 60 Int.	28 | 40	6566	6566.1
	NC 60 STH	39 | 51	6568	6568.1
	NC 90 Int.	39 | 51	6568	6568.1
PASSERINI	Skeit 60	28 | 40	6566	6566.1
	Skeit 60 super anta 32 mm	43 | 55	6569	6569.1
	Skeit 60 super anta 36 mm	43 | 55	6569	6569.1
	Skeit 60 super TH	43 | 55	6569	6569.1
	Skeit 70	31 | 43	6567	6567.1
PONZIO	Newtec 80 S	31 | 43	6567	6567.1
RALOX	Ayrton 60	31 | 43	6567	6567.1
	Ayrton 60 TT	43 | 55	6569	6569.1
SAPA	Erre 50 S	31 | 43	6567	6567.1
TOMA	Atlantis 78 S	48 | 60	6564	6564.1
	Atlantis 78 S TT	48 | 60	6564	6564.1

MANIGLIA A VASCHETTA

Maniglia a vaschetta | Embedded handle
Poignee cuvette | Manilla tiradora cóncava



Maniglia di traino a vaschetta per serie scorrevoli. Realizzata in nylon.

Sunken pull handle for sliding series. Made of nylon.

Poignée de tirage à cuvette pour série coulissants. Réalisée en nylon.

Manilla tiradora cóncava para series correderas. Fabricada en nylon.

ART.	6531			
Imballo | Package | Conditionnement | Embalaje	50 Pz			
Finiture disponibili | Available finishes Finitions disponibles | Acabados disponibles	1	2	3	4

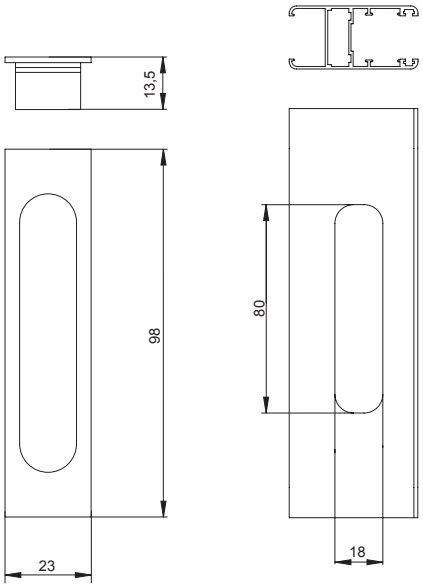

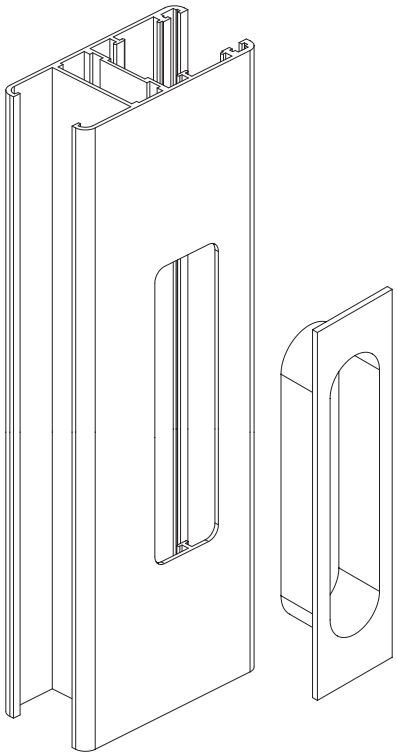

SISTEMI DI DRENAGGIO



Sistemi di drenaggio | Drainage systems |
Systemes de drainage | Sistemas de drenaje

Corpo in Nylon e
Sfera in Polietilene

Nylon body and
polyethylene ball

Corps en nylon et
bille en polyéthylène

Cuerpo de nylon y
bola de polietileno

ART.	6841 | 6841.1 6841.T | 6841.1T				6841.3 | 6841.4 6841.3T | 6841.4T				6841.5 | 6841.6			
Imballo | Package | Conditionnement | Embalaje	250 Pz				100 Pz				50 Pz			
Finiture disponibili | Available finishes Finitions disponibles | Acabados disponibles	1	2	3	4	1	2	3	4	1	2	3	4

6841 | 6841.4 | 6841.T | 6841.4T

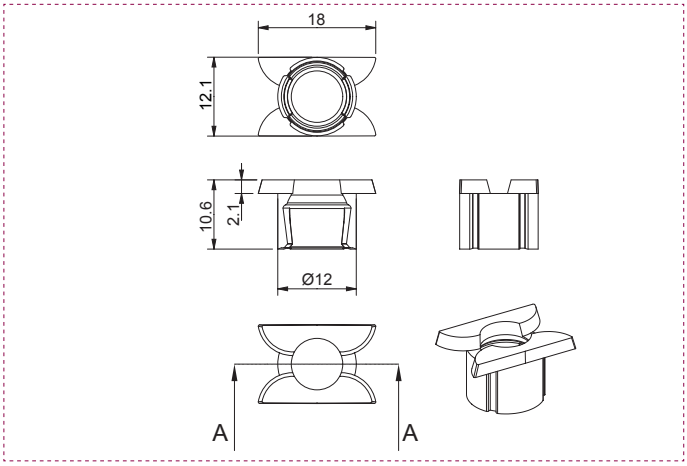

6841.1 | 6841.3 | 6841.1T | 6841.3T

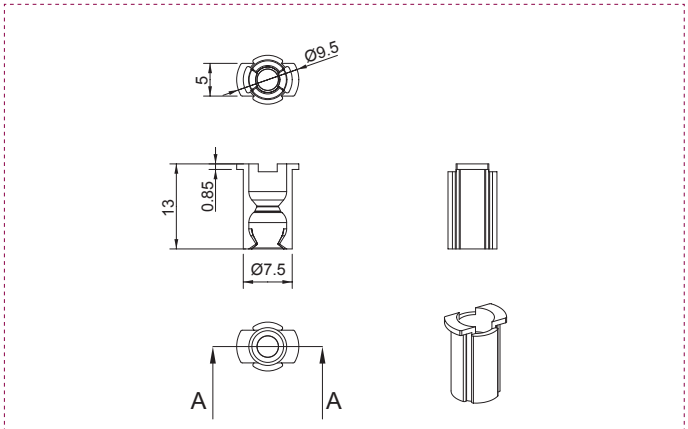

6841.6

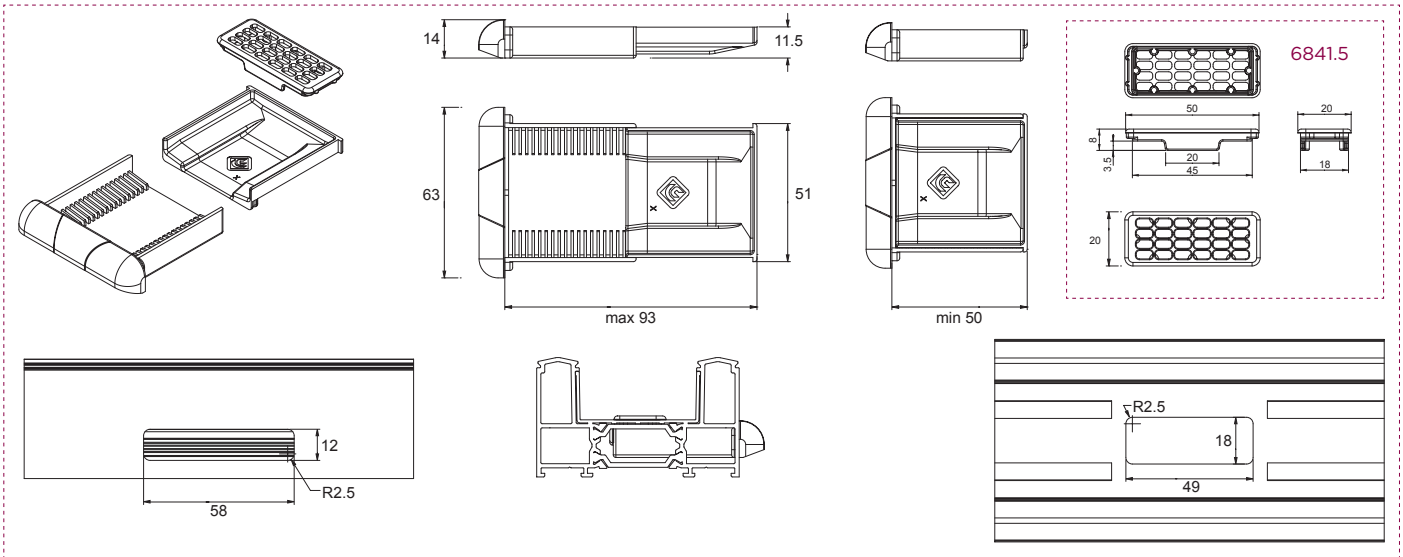

ART	A	DESCRIZIONE *DESCRIPTION*
6841	12	Boccola di drenaggio senza valvola *Bush drain without valve*
6841.1	7,5	
6841.T	12	Boccola di drenaggio senza valvola trasparente *Trasparent bush drain without valve*
6841.1T	7,5	

ART	A	DESCRIZIONE *DESCRIPTION*
6841.3	7,5	Boccola di drenaggio con valvola *Bush drain with valve*
6841.4	12	
6841.3T	7,5	Boccola di drenaggio con valvola trasparente *Trasparent bush drain with valve*
6841.4T	12	

ART	A	DESCRIZIONE *DESCRIPTION*
6841.5	49x18	Griglia di drenaggio | *Grid drain*
6841.6	49x18	Sistema di drenaggio universale telescopico *Universal drainage telescopic system*

PROGRAMMA CARRELLI
ROLLERS PROGRAM

		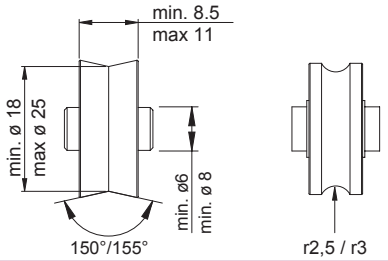			
		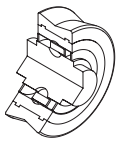	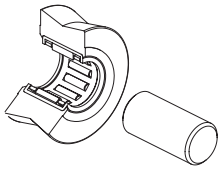	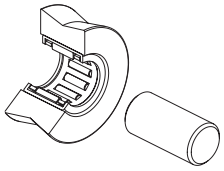	
		 PA	 POM	 INOX	
6675	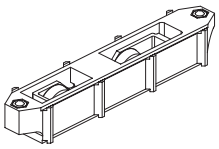		Portata 90 Kg *Weight 90 Kg*	Portata 120 Kg *Weight 120 Kg*	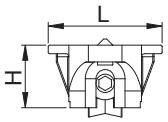
6667.XX	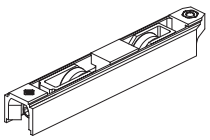	Portata 50 Kg *Weight 50 Kg*			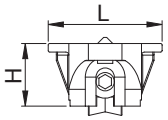
6668.XX	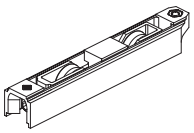		Portata 90 Kg *Weight 90 Kg*		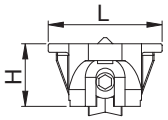
6656.XX	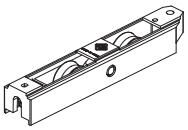	Portata 45 Kg *Weight 45 Kg*			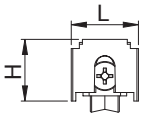
6671.XX	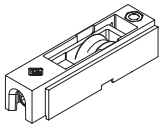	Portata 25 Kg *Weight 25 Kg*			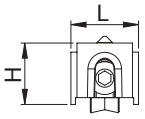
6670.XX	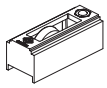	Portata 25 Kg *Weight 25 Kg*			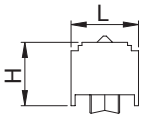

ART	H		L	
	min	max	min	max
6675.X - 6675.XX	20.5	30	23	38.7
6667 - 6667.X - 6668 - 6668.X	20.5	28.4	22	39.5
6656.5 - 6656.6	20.2	21.2	22	22.5

ART	H		L	
	min	max	min	max
6670.XX - 6671.X	20	25	22	22
6670.X	20	25	22	22

CARRELLI IN NYLON 1 CUSCINETTO

1D | 2,5 | 4

Carrelli in nylon 1 cuscinetto | 1-bearing nylon rollers
Chariots en nylon 1 roulement | Ruedas de nylon con 1 cojinete



Dado, grano e vite di regolazione in acciaio zincato; corpo carrello in nylon; cuscinetti a sfera.

Nut, setscrew and adjustment screws in galvanized steel; roller body in nylon; ball bearings.

Écrou, grain et vis de réglage en acier zingué; corps chariot en nylon; roulements à billes.

Tuerca, prisionero y tornillo de regulación de acero galvanizado; cuerpo rueda de nylon; cojinete de bolas.

ART.	6671.1				6670.10 | 6670.11 | 6670.12 | 6670.54				6670.57				6671.51			
Imballo | Package | Conditionnement | Embalaje	60 Pz				100 Pz				100 Pz				60 Pz			
Finiture disponibili | Available finishes Finitions disponibles | Acabados disponibles	1	2	3	4	1	2	3	4	1	2	3	4	1	2	3	4

CARRELLO FISSO TRE POSIZIONI | *FIXED ROLLER THREE POSITIONS* PORTATA 50 KG PER ANTA | *WEIGHT 50 KG FOR SASH*

ESTRUSORE *EXTRUDER*	SERIE *SERIES*	PORTATA 50Kg PER ANTA *WEIGHT 50Kg FOR SASH*
ALL.CO	Export 60	6670.10
DFV	Classic slide	6670.10
EKU Sistemi (Gruppo Profilati)	PE 60 S	6670.10
EQUIPE	Sistemi 8000 S	6670.10
INDINVEST	Alpha 560 S	6670.10
PASSERINI	Skeit 60	6670.10
RALOX	Ayrton 60	6670.10

CARRELLO FISSO TRE POSIZIONI | *FIXED ROLLER THREE POSITIONS* PORTATA 40 KG PER ANTA | *WEIGHT 40 KG FOR SASH*

ESTRUSORE *EXTRUDER*	SERIE *SERIES*	PORTATA 40Kg PER ANTA *WEIGHT 40Kg FOR SASH*
ALL.CO	Export 60	6671.1
DFV	Classic slide	6671.1
EKU Sistemi (Gruppo Profilati)	PE 60S	6671.1
EQUIPE	Sistemi 8000 S	6671.1
INDINVEST	Alpha 560 S	6671.1
OCMA	Parigi	6671.1
PASSERINI	Skeit 60	6671.1
RALOX	Ayrton 60	6671.1

CARRELLO FISSO TRE POSIZIONI | *FIXED ROLLER THREE POSITIONS* PORTATA 45 KG PER ANTA | *WEIGHT 45 KG FOR SASH*

ESTRUSORE *EXTRUDER*	SERIE *SERIES*	PORTATA 45Kg PER ANTA *WEIGHT 45Kg FOR SASH*
ALL.CO	Triall.co 65/90	6670.12
	Triall.co 65/90 TT	6670.12
	All.co Wood S	6670.12
ALEXIA	Alexia Slide 650 S	6670.12
	Alexia Slide 650 ST	6670.12
DFV	Classic Slide 650 S	6670.12
	Classic Slide 650 ST	6670.12
ETA	Start 900 S	6670.12
	Start 900 TT	6670.12
	Start 1000 WS	6670.12
TP PROFILATI	Ekos 60 THS	6670.12

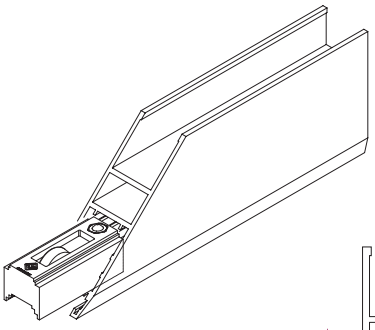

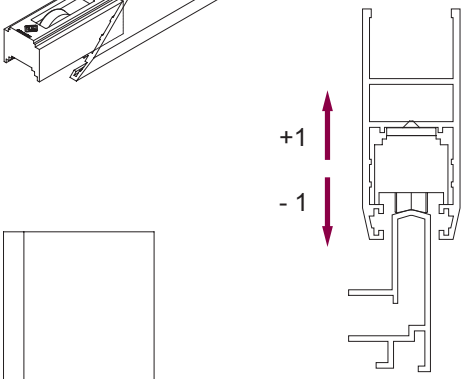

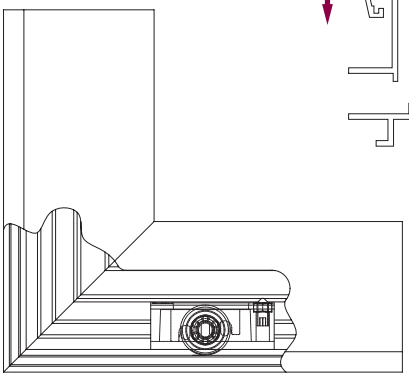

Art. 6670.10

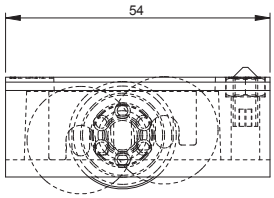

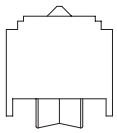

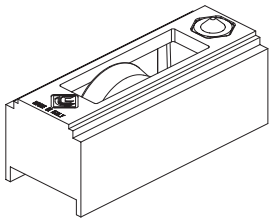

155°

6670.10

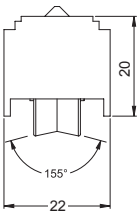

6670.12

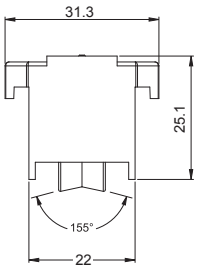

6670.54

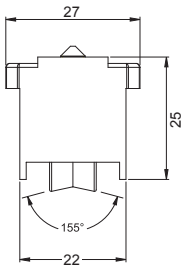

150°

6670.57

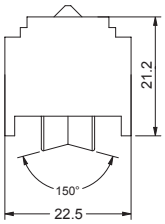

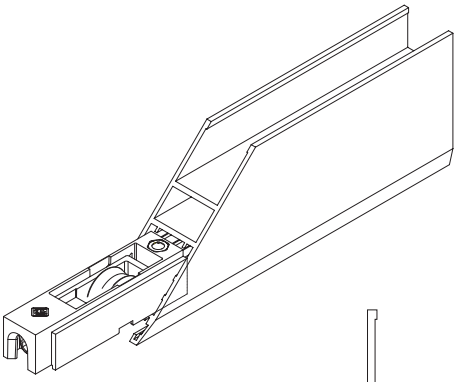

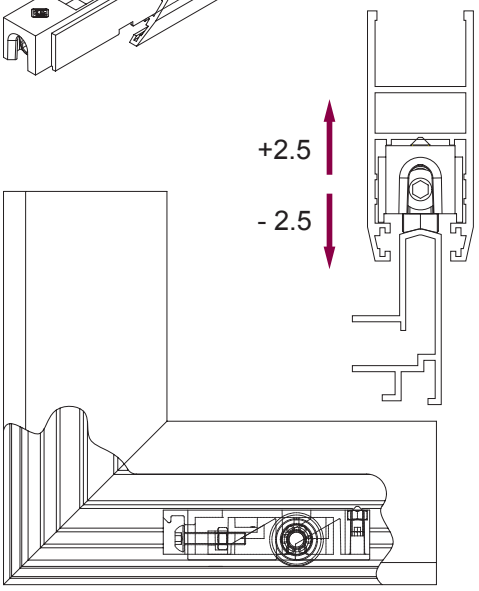

Art. 6671.1

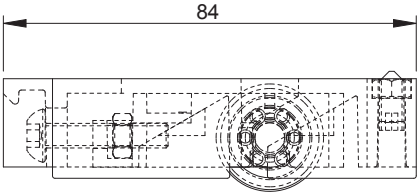

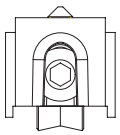

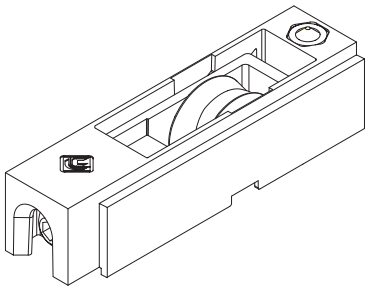

155°

6671.1

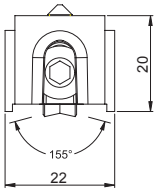

6671.51

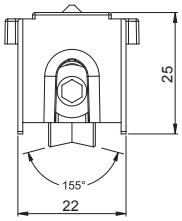

CARRELLO DOPPIO BILANCIATO REGISTRABILE

1D | 2,5

Carrello doppio bilanciato registrabile | Balanced adjustable double roller | Chariot double équilibre reglable | Rueda regulable doble



Supporto esterno in nylon; supporto interno, grano, dado, vite e asse di bilanciamento in acciaio zincato; cuscinetti a sfera in acciaio temprato rivestito in nylon con fibra di vetro.

External support in nylon; internal support, setscrew, nut, screw and balancing axle in galvanized steel; ball bearings in tempered steel covered in nylon with fiberglass.

Support extérieur en nylon; support intérieur, grain, écrou, vis et axe de balancement en acier zingué; roulements à billes en acier trempé revêtu en nylon avec fibre de verre.

Soporte externo de nylon, soporte interno, prisionero, tuerca, tornillos y eje de balance de acero galvanizado; cojinetes de bolas de acero templado revestido en nylon con fibra de vidrio.

ART.	6656.5 | 6656.6			
Imballo | Package | Conditionnement | Embalaje	60 Pz			
Finiture disponibili | Available finishes Finitions disponibles | Acabados disponibles	1	2	3	4

ESTRUSORE *EXTRUDER*	SERIE *SERIES*	PORTATA 90Kg PER ANTA *WEIGHT 90Kg FOR SASH*
ALCAN	Abithal Runner	6656.6
ALL.CO	Export 60	6656.5
EKU Sistemi (Gruppo Profilati)	PE 60 slide	6656.5
HYDRO	Domal 40 S	6656.6
INDINVEST	Alpha 560 S	6656.5
METRA	NC 60 int.	6656.6
OCMA	Parigi	6656.6
PASSERINI	Skeit 60	6656.5
RALOX	Ayrton 60	6656.6

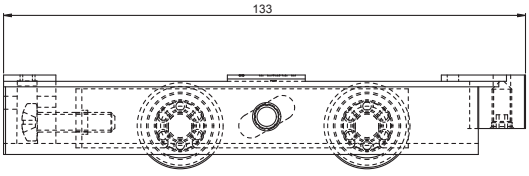

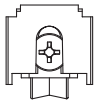

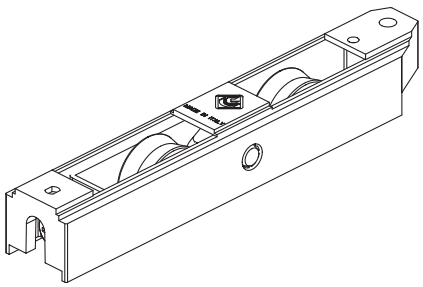

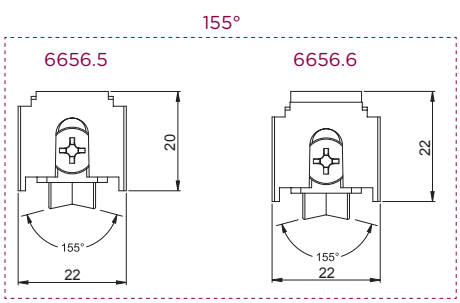

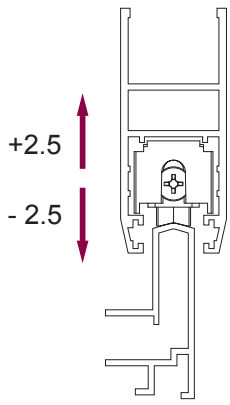

PENDOLINO TOP

CARRELLO BILANCIATO REGISTRABILE 100 -180 KG

1D | 2,5 | 4

Carrello bilanciato registrabile | Balanced adjustable roller
Chariot equilibre reglable | Rueda regulable



Supporto esterno in nylon, supporto interno in zama zincata; grano, dado e vite di regolazione in acciaio zincato; cuscinetti a sfera o a rulli in acciaio temprato rivestiti in nylon con fibra di vetro.

External support in nylon, internal support in galvanized zamak; setscrew, nut and adjustment screws in galvanized steel; ball or roller bearings in tempered steel coveredin nylon with fiberglass.

Support extérieur en nylon, support intérieur en zamak zingué; grain, écrou et vis de réglage en acier zingué; roulements à billes ou à aiguilles en acier trempé revêtus en nylon avec fibre de verre.

Soporte externo de nylon, soporte interno de zamac galvanizado; prisionero, tuerca y tornillo de regulación de acero galvanizado; cojinetes de bolas o de rodillos de acero templado revestidos en nylon con fibra de vidrio.

ART.	Tutti | All | Tous | Todos			
Imballo | Package | Conditionnement | Embalaje	60 Pz			
Finiture disponibili | Available finishes Finitions disponibles | Acabados disponibles	1	2	3	4

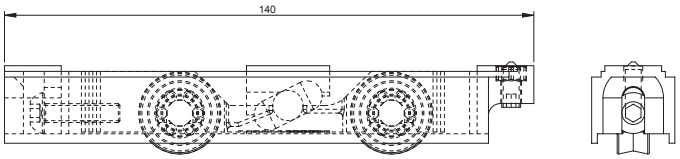

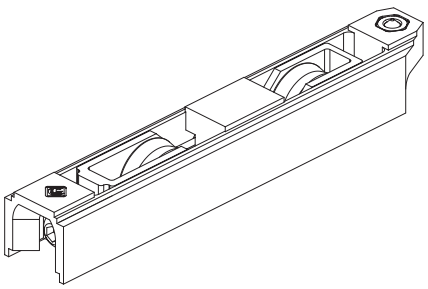

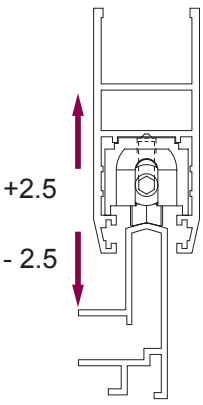

R 2.5

6668.24

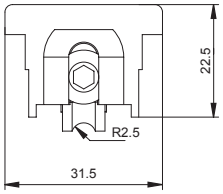

155°

6667 /

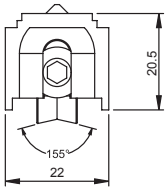

6667.1

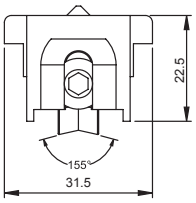

6667.2 / 6668.2

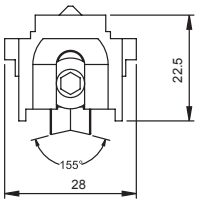

PENDOLINO TOP

CARRELLO BILANCIATO REGISTRABILE 150 - 180 KG

1D | 2,5 | 4

Carrello bilanciato registrabile | Balanced adjustable roller
Chariot equilibre reglable | Rueda regulable



Supporto esterno in nylon, supporto interno in zama zincata; grano, dado e vite di regolazione in acciaio zincato; cuscinetti a sfera o a rulli in acciaio temprato rivestiti in nylon con fibra di vetro.

External support in nylon, internal support in galvanized zamak; setscrew, nut and adjustment screws in galvanized steel; ball or roller bearings in tempered steel coveredin nylon with fiberglass.

Support extérieur en nylon, support intérieur en zamak zingué; grain, écrou et vis de réglage en acier zingué; roulements à billes ou à aiguilles en acier trempé revêtus en nylon avec fibre de verre.

Soporte externo de nylon, soporte interno de zamac galvanizado; prisionero, tuerca y tornillo de regulación de acero galvanizado; cojinetes de bolas o de rodillos de acero templado revestidos en nylon con fibra de vidrio.

ART.	Tutti | All | Tous | Todos			
Imballo | Package | Conditionnement | Embalaje	60 Pz			
Finiture disponibili | Available finishes Finitions disponibles | Acabados disponibles	1	2	3	4

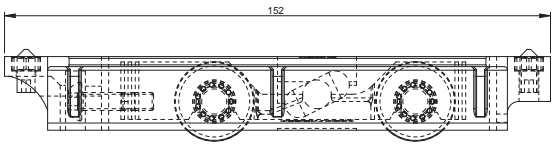

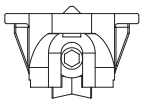

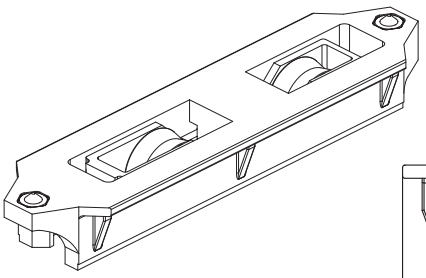

6675.1

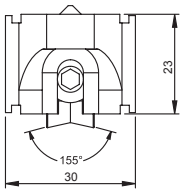

6675.2

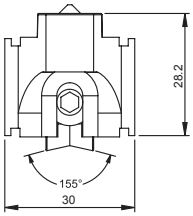

6675.3

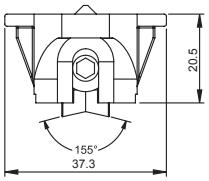

6675.6

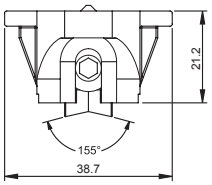

6675.15

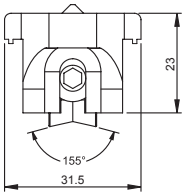

6675.16

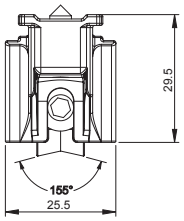

6675.21 *

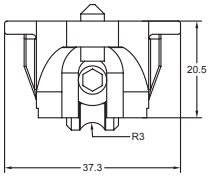

6675.14

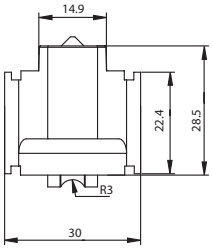

6675.29

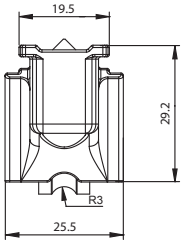

6675.25

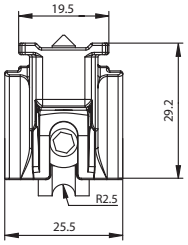

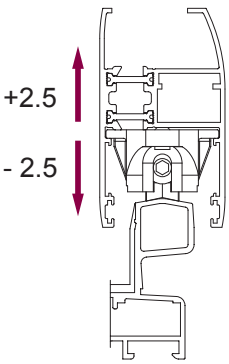

6675.13

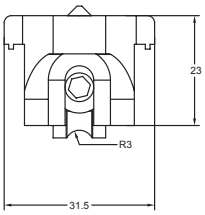

6675.10

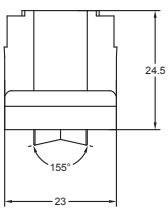

6675.12*

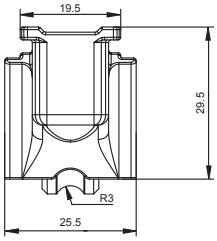

6675.33*

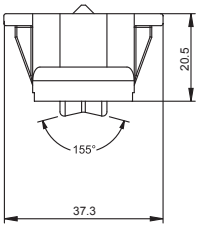

6675.36*

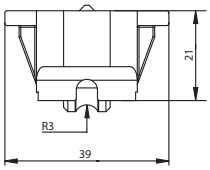

* Ruota in acciaio inox / Stainless steel wheel

ESTRUSORE *EXTRUDER*	SERIE *SERIES*	PORTATA 100 Kg PER ANTA *WEIGHT 100Kg FOR SASH*	PORTATA 150 Kg PER ANTA *WEIGHT 150 Kg FOR SASH*	PORTATA 180 Kg PER ANTA *WEIGHT 180 Kg FOR SASH*
ALCAN	Abithal Runner	6667	----	6668
	Eco Slide 106 HP	----	----	6675.25
ALEXIA	Alexia Slide 650 S	6667.1	----	6675.15
	Alexia Slide 110 HT			6675.25
	Alexia Slide 650 ST	6667.1	----	6675.15
ALL.CO	All.co Wood S	6667.1	----	6675.15
	Export 60	6667	----	6668
	Triall.co 65 - Triall.co 65 TT	6667.1	----	6675.15
	Triall.co 90 - Triall.co 90 TT	6667.1	----	6675.15
ALSISTEM	Planet Slide 106	----	----	6675.25
ALUMEC	ZN7-41 TT	----	6675.3	----
DFV	Classic Slide	6667	----	6668
	Classic Slide 650 S	6667.1	----	6675.15
	Classic Slide 650 ST	6667.1	----	6675.15
	Ecowin Slide 100TH	----	----	6675.25
EKU Sistemi (Gruppo Profilati)	Eku 100 Slide	----	----	6675.25
	Eku 100 Slide TT	----	----	6675.25
	Eku Woodart Slide	6667.2	----	6668.2
	PE 60 slide	6667	----	6668
	PE 70 slide - PE 70 slide TT	6667.2	----	6668.2
ETA	Start 410 S	6667	----	6668
	Start 900 S	6667.1	----	6675.15
	Start 900 S TT	6667.1	----	6675.15
	Start 1000 WS	6667.1	----	6675.15
	AS 888			6675.25
GEAL	HP Slick			6675.25
HYDRO	Domal 40 S	6667	----	6668
	Domal Slide 80	----	6675.3	----
	Domal Slide PA 80	----	6675.3	----
IBLEA COLOR GROUP	Eku Vuerre 100 S TT	----	6675.3	----
	Eku Vuerre 100 SW TT	----	6675.3	----
INDINVEST	Alpha 560 S	6667	----	6668
	Gold 650 S - Gold 650 ST	6667.1	----	6675.15
METRA	NC 60 int.	6667	----	6668
	NC 60 STH	----	----	6675.1
	NC 70 S	----	----	6675.2
OCMA	Parigi	6667	----	6668
PASSERINI	Skeit 60	6667	----	6668
	Skeit 60 super anta da 32 mm	6667	----	6668
	Skeit 60 super anta da 36 mm	6667.1	----	6675.15
	Skeit 60 super TH	6667.1	----	6675.15
	Skeit 110 TH	----	----	6675.25
RALOX	Ayrton 60	6667	----	6668
TOMA	Atlantis 78 S	----	6675.6	----
	Atlantis 78 STT	----	6675.6	----
	RS slide 100TT			6675.25
TP PROFILATI	Ekos 60 STH	6667.1	----	6675.15

TAPPO COPRILAVORAZIONE

Tappo coprilavorazione | Cover plug |
Cache usinage | Tapón para cubrir la mecanización



Realizzato in nylon. Made of nylon. Réalisé en nylon. Fabricado en nylon.

ART.	TUTTI | ALL | TOUS | TODOS			
Imballo | Package | Conditionnement | Embalaje	100 Pz			
Finiture disponibili | Available finishes Finitions disponibles | Acabados disponibles	1	2	3	4

Art. 6829.1

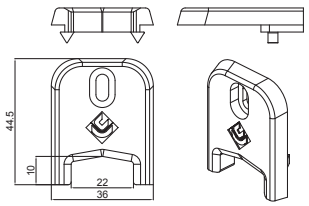

LAVORAZIONE
MACHINING

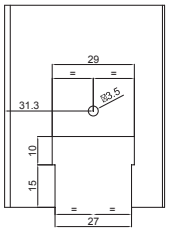

Art. 6824.3

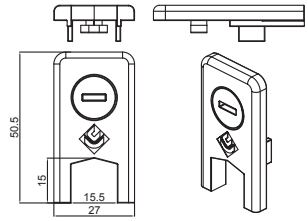

LAVORAZIONE
MACHINING

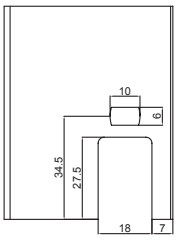

Art. 6830

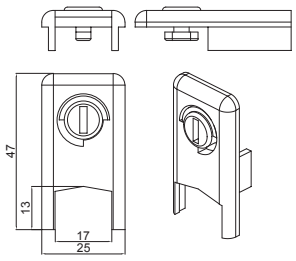

LAVORAZIONE
MACHINING

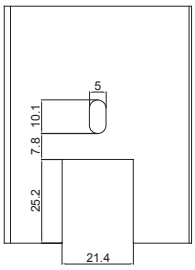

Art. 6827

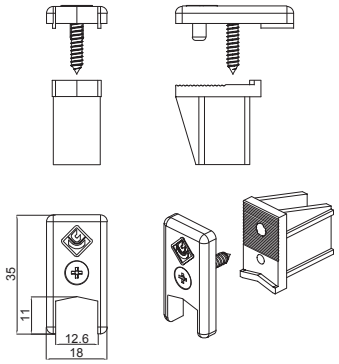

LAVORAZIONE
MACHINING

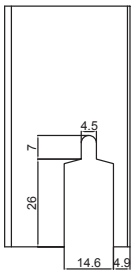

Art. 6824

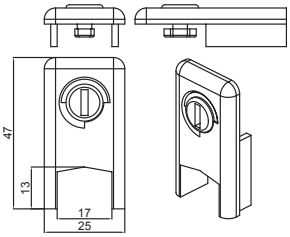

Art. 6824.2

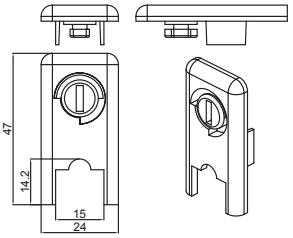

Art. 6824.4

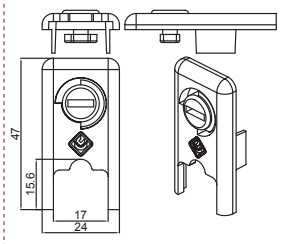

Art. 6825A

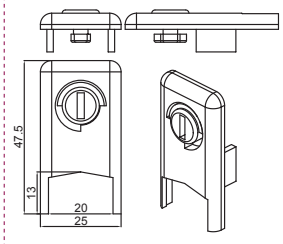

LAVORAZIONE
MACHINING

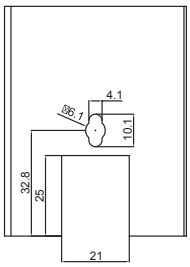

Art. 6825

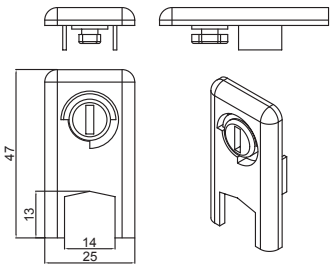

LAVORAZIONE
MACHINING

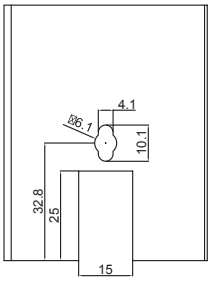

Art. 6825.1

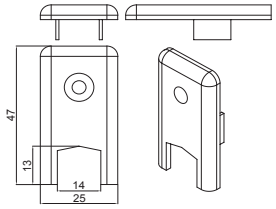

LAVORAZIONE
MACHINING

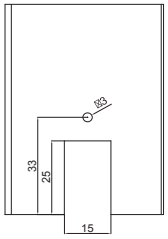

Art. 6821

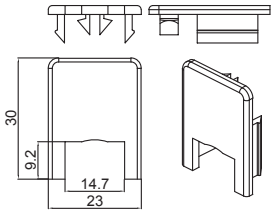

LAVORAZIONE
MACHINING

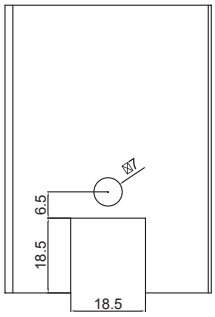

Art. 6822

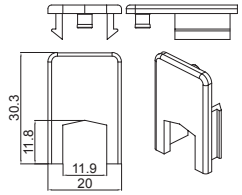

LAVORAZIONE
MACHINING

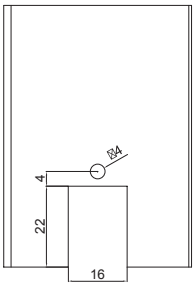

Art. 6823

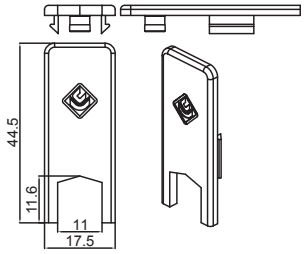

LAVORAZIONE
MACHINING

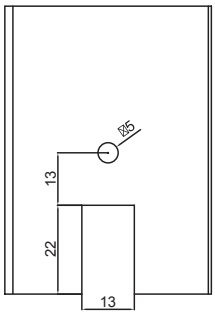

Art. 6829

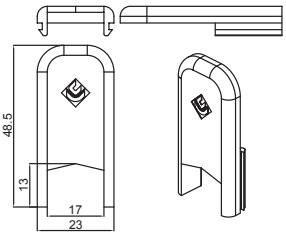

LAVORAZIONE
MACHINING

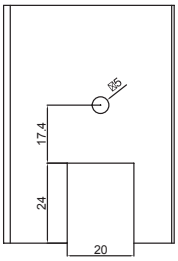

Art. 6860.2

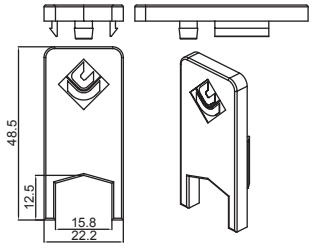

LAVORAZIONE
MACHINING

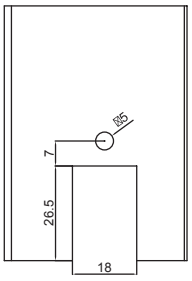

Art. 6861.1

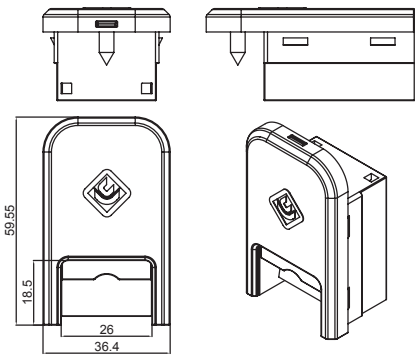

LAVORAZIONE
MACHINING

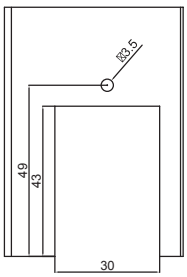

TASSELLO AMMORTIZZATORE ANTISCARRUCOLAMENTO

Tassello ammortizzatore antiscarrucolamento | Safety shock-absorbing block | Tasseau amortisseur anti-deraillement |Taco amortiguador antidescarrilamiento



Tassello in nylon; tappo ammortizzatore in gomma; dado in acciaio zincato; grano in acciaio.

Block in nylon; rubber shock-absorbing plug; nut in galvanized steel; setscrew in steel.

Tasseau en nylon; bouchon amortisseur en caoutchouc; écrou en acier zingué; grain en acier.

Taco de nylon; tapón amortiguador de goma; tuerca de acero galvanizado; prisionero de acero galvanizado.

ART.	TUTTI | ALL | TOUS | TODOS			
Imballo | Package | Conditionnement | Embalaje	50 Pz			
Finiture disponibili | Available finishes Finitions disponibles | Acabados disponibles	1	2	3	4

Art. 6810

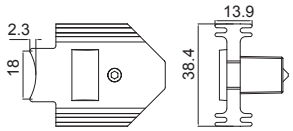

Art. 6811

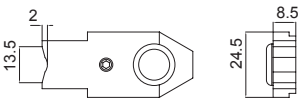

Art. 6812.1

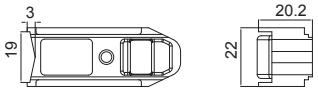

Art. 6812.2

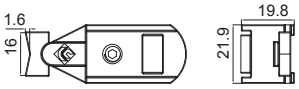

Art. 6813.1

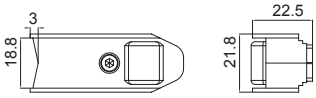

Art. 6814

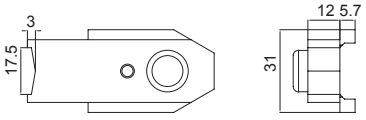

Art. 6815B

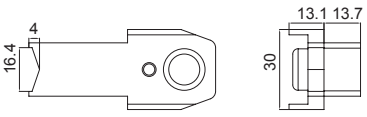

Art. 6816

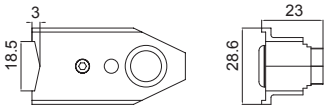

Art. 6816.1

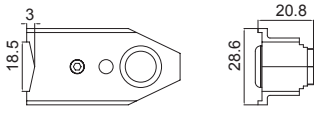

Art. 6816.2

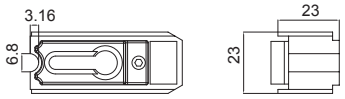

Art. 6816.3

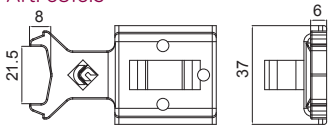

Art. 6816.4

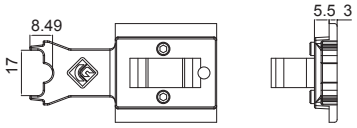

Art. 6816.5

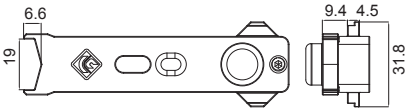

Art. 6817

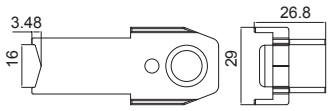

Art. 6818

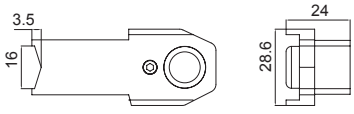

Art. 6819

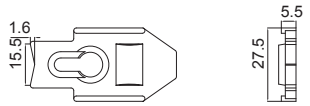

Art. 6819.1

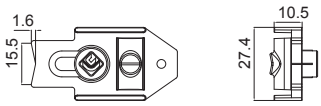

Art. 6820

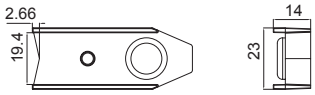

Art. 6845.3

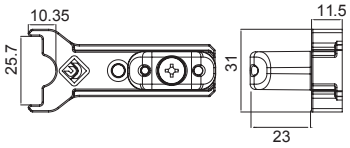

Art. 6845.4

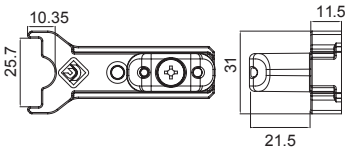

Art. 6850.2

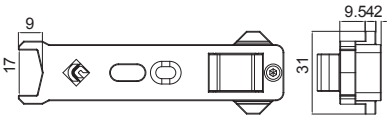

Art. 6851.1

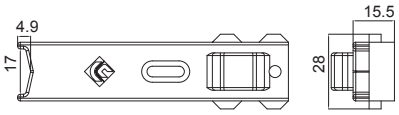

Art. 6851.2

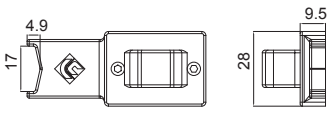

Art. 6852.1

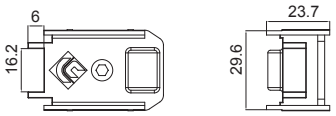

Art. 6852.2

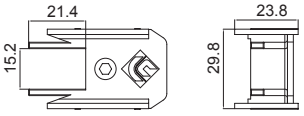

Art. 6852.3

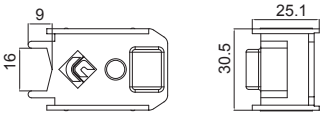

Art. 6852.4

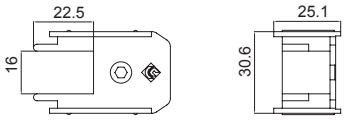

Art. 6853.1

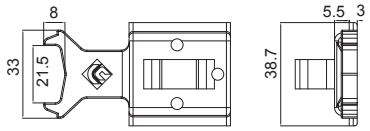

TASSELLO DI TENUTA CENTRALE CON SPAZZOLINO

Tassello di tenuta centrale con spazzolino | Block with center seal and brush | Patin etancheite centrale avec joint brosse | Taco retenedor central con cepillo



Tassello in alluminio estruso; spugnette autoadesive; viti autofilettanti in acciaio inox.

Block in extruded aluminum; self-adhesive sponges; self-threading screws in stainless steel.

Tasseau en aluminium extrudé; mouilleuses auto collantes; vis autotaraudeuses en acier inox.

Taco de aluminio extruido; esponjas autoadhesivas; tornillos autorroscantes de acero inox.

ART.	TUTTI | ALL | TOUS | TODOS			
Imballo | Package | Conditionnement | Embalaje	50 Pz			
Finiture disponibili | Available finishes Finitions disponibles | Acabados disponibles	1	2	3	4

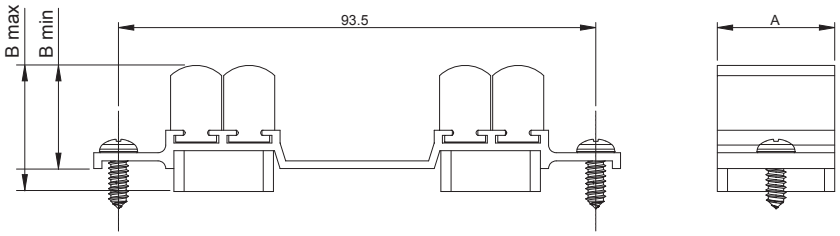

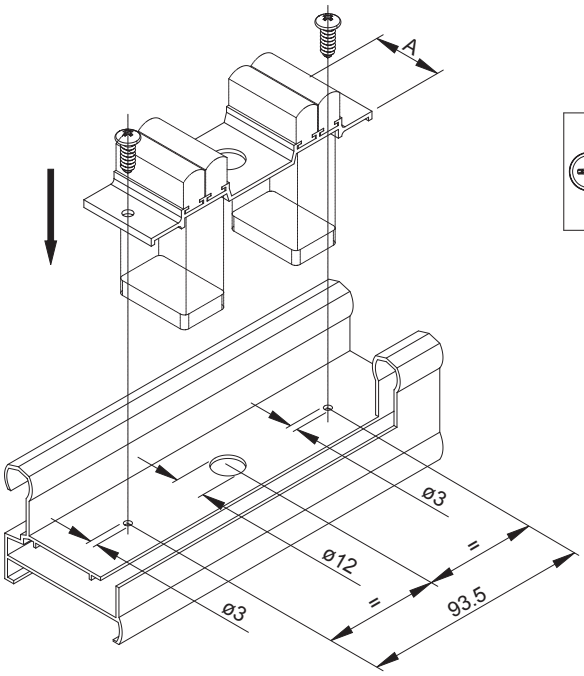

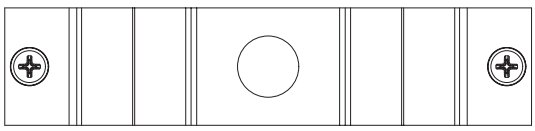

ART.	A	B
6832	23	17/22
6833	30	17/22
6835.2	46	17/22
6835.16	25	24
6836.1	32,5	23/31
6836.3	56,3	18/26
6835.9	28	17/22
6835.4	36	17/22

ART.	A	B
6834	31.5	18/26
6835.3	40	17/22
6835.6	25	17/22
6835.7	26	23.5
6835.5	44	17/22

ESTRUSORE *EXTRUDER*	SERIE *SERIES*	ART.
AL SISTEM	Global 60	6832
	Slide 106	6835.4
ALCAN	Abithal Runner	6832
ALEXIA	Alexia Slide 650 S	6833
	Alexia Slide 650 ST	6833
	Alexia Slide 110 HT	6835.4
ALL.CO	All.co Wood S	6835.2
	Export 60	6832
	Triall.co 65	6833
	Triall.co 65 TT	6833
	Triall.co 90	6833
	Triall.co 90 TT	6833
DFV	ECOWIN Slide 100TH	6835.4
"EKU Sistemi (Gruppo Profilati)"	PE 60 slide	6832
	PE 70 Slide	6835.16
	PE 70 Slide TT	6835.16
	Eku 100 Slide	6835.4
	Eku 100 Slide TT	6835.4
ETP	Start 410 S	6832
	Start 900 S	6833
	Start 900 ST	6833
	AS 888	6835.4
GEAL	HP Slick	6835.4
HYDRO	Domal 40 S	6832
	Domal Slide 80	6836.1
	Domal Slide PA 80	6836.1

ESTRUSORE *EXTRUDER*	SERIE *SERIES*	ART.
IBLEA COLOR GROUP	Eku Vuerre 100 SW TT	6836.3
INDINVEST	Alpha 560 S	6832
	Gold 650 S	6833
	Gold 650 S.T.	6833
METRA	NC 60 int.	6832
	NC 60 STH	6835.9
OCMA	Parigi	6832
PASSERINI	Skeit 60	6832
	Skeit 60 Super	6835.4
RALOX	Ayrton 60	6834
	Ayrton 60 TT	6834
SAPA	Erre 50 S	6832
TOMA	Atlantis 78 S	6836.3
	Atlantis 78 S TT	6836.3
	RS Slide 100 TT	6835.4
VARIE | VARIOUS	Archimede	6835.3
	Double B	6835
	Dual	6835.1
	Penta 60 (taglio a 45°)	6835.6
	Penta 60 (taglio a 90°)	6835.7
	Sede di allogiamento tassello tenuta centrale da 45 mm	6835.5
	Sede di allogiamento tassello tenuta centrale da 47 mm	6835.2

VIPER

PARACOLPI PER SISTEMI SCORREVOLI AD APPLICARE

Paracolpi per sistemi scorrevoli ad applicare | Door bumper for sliding | Butée de coulissant | Amortiguador para correderas



Corpo in alluminio pressofuso; gommino paracolpi in TPE; vite TSPCR autofilettante in acciaio inox.

Die-cast aluminum body; bumper plug in TSPCR; stainless steel self-threading screw TSPCR.

Corps en aluminium moulé sous pression; tampon en TPE; vis TSPCR autotaradeuse en acier inox.

Corps en aluminium moulé sous pression; tampon en TPE; vis TSPCR autotaradeuse en acier inox.

ART.	6844.1 | 6844.2			
Imballo | Package | Conditionnement | Embalaje	40 Pz			
Finiture disponibili | Available finishes Finitions disponibles | Acabados disponibles	1	2	3	4

Art. 6844.1

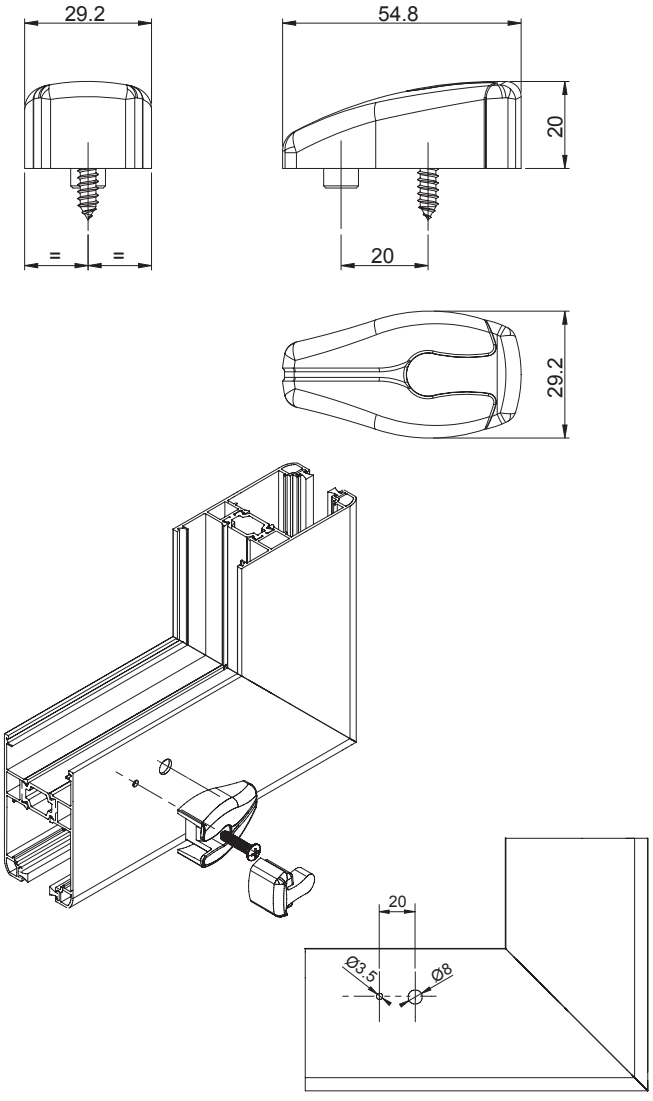

Art. 6844.2

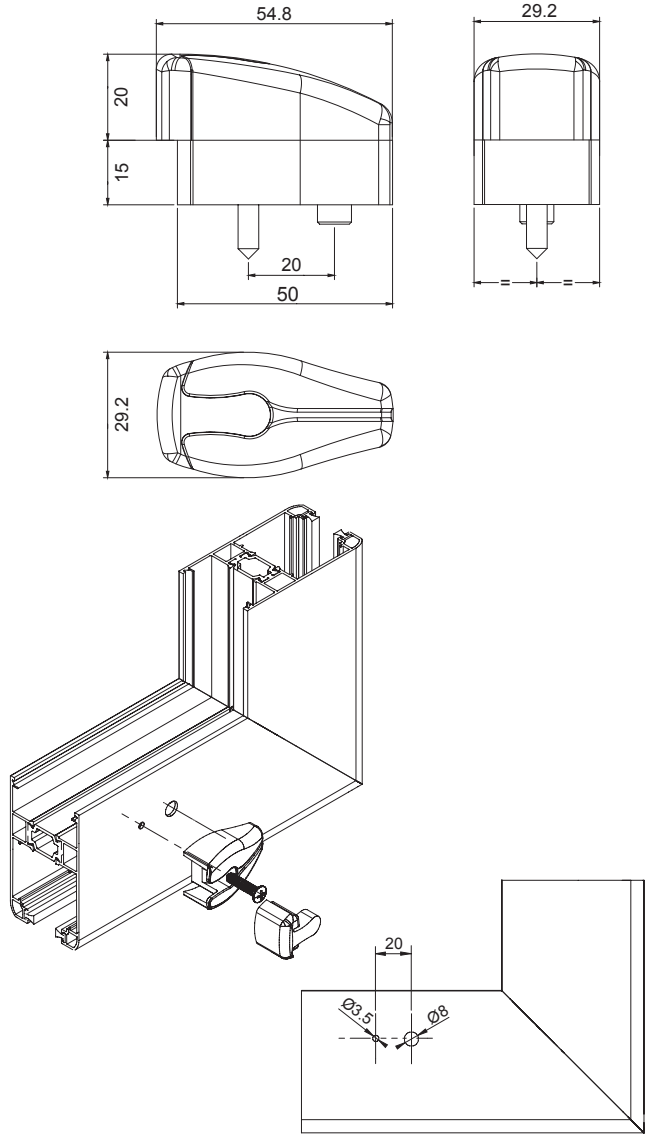

DAKAR
CARRELLO FISSO A UN CUSCINETTO

Carrello fisso a un cuscinetto | One-bearing fixed roller |
Chariot fixe a un roulement | Carro fijo con un cojinete



Supporto cuscinetto in alluminio estruso; cuscinetto in acciaio temprato rivestito in nylon con fibra di vetro.
Portata: 60 kg per anta.

Bearing support in extruded aluminum; bearing in tempered steel covered in nylon with fiberglass.
Load capacity: 60 kg per sash.

Bearing support in extruded aluminum; bearing in tempered steel covered in nylon with fiberglass.
Load capacity: 60 kg per sash.

Bearing support in extruded aluminum; bearing in tempered steel covered in nylon with fiberglass.
Load capacity: 60 kg per sash.

ART.	6661			
Imballo | Package | Conditionnement | Embalaje	100 Pz			
Finiture disponibili | Available finishes Finitions disponibles | Acabados disponibles	1	2	3	4

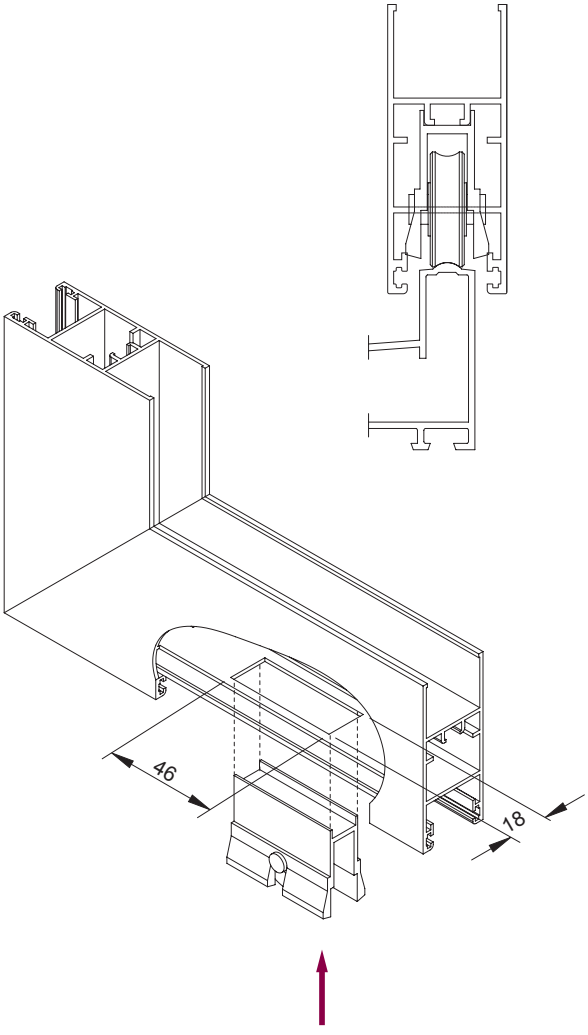

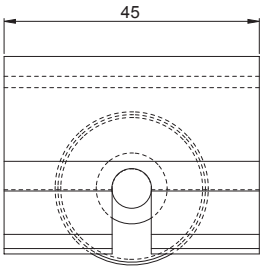

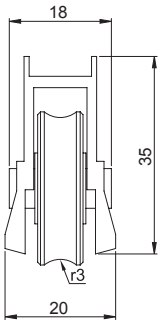

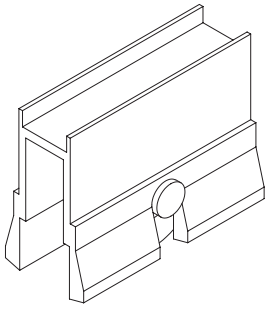

DAKARDUO

CARRELLO DOPPIO REGISTRABILE

1D

Carrello doppio registrabile | Adjustable double roller |
Chariot double reglable | Rueda regulable doble



Supporto interno e supporto esterno in alluminio estruso; cuscinetti in acciaio temprato rivestito in nylon con fibra di vetro; vite di regolazione in acciaio inox.
Portata: 140 kg per anta.

Internal and external supports in extruded aluminum; bearings in tempered steel covered in nylon with fiberglass; adjustment screws in stainless steel.
Load capacity: 140 kg per sash.

Support intérieur et support extérieur en aluminium extrudé; roulements en acier trempé revêtu en nylon avec fibre de verre; vis de réglage en acier inox.
Portée: 140 kg chaque vantail.

Soporte interno y soporte externo de aluminio extruído; cojinetes de acero templado revestido en nylon con fibra de vidrio; tornillo de regulación de acero inox.
Soporta: 140 kg por hoja.

ART.	6652			
Imballo | Package | Conditionnement | Embalaje	60 Pz			
Finiture disponibili | Available finishes Finitions disponibles | Acabados disponibles	1	2	3	4

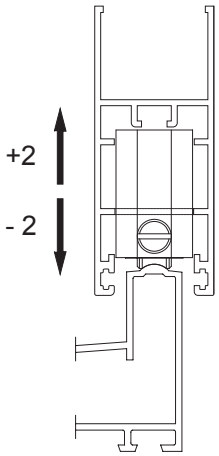

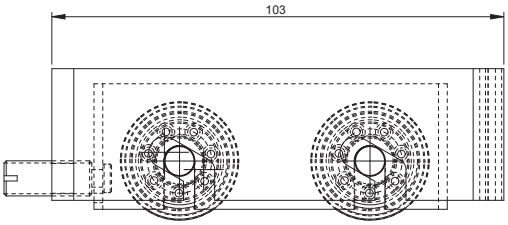

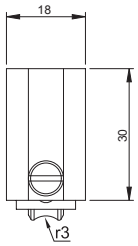

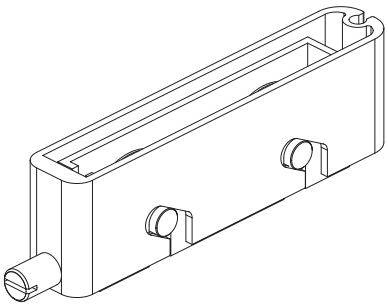

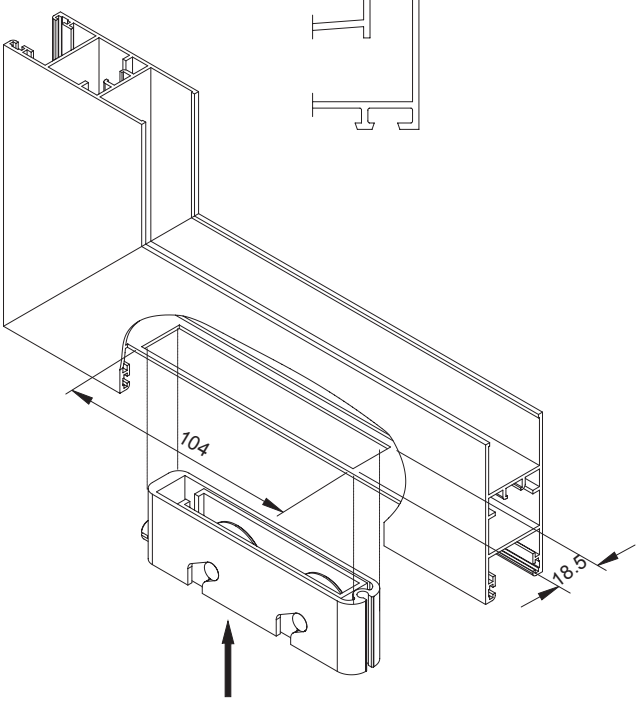

MIDKIT

LINEA QUALITÀ PER SERIE SCORREVOLE - 90 KG

Kit di assemblaggio | Assembling kit
Kit d'assemblage | Kit de montaje



Squadrette di allineamento in nylon o alluminio; tasselli ammortizzatore, tappi coprilavorazione e boccole di drenaggio in nylon; tassello tenuta centrale in alluminio estruso; carrelli con supporto esterno in nylon, supporto interno in acciaio zincato e cuscinetti a sfera in acciaio temprato rivestito in nylon con fibra di vetro. Portata carrelli: 90 kg per anta.

Alignment corners in nylon or aluminium, nylon shock-absorber elements, plugs and drainage bushes; extruded aluminium central sealing element, roller with nylon external support, galvanized steel internal support and bearing in tempered steel covered by nylon with glass fiber. Load of the roller: 90 kg per sash.

Equerres d'alignement en nylon ou aluminium; tasseaux amortisseur, bouchons cache-usinage et clapet d'évacuation en nylon; tasseau étanchéité en aluminium extrudé; chariots avec support extérieur en nylon, support intérieur en acier zingué et roulements à billes en acier trempé revêtus en nylon avec fibre de verre. Portée chariots: 90 kg chaque vantail.

Escuadras de alineación en nylon o aluminio, tacos amortiguadores, tapas y tapas de salida de agua en nylon; taco retenedor central en aluminio extruido; ruedas con exterior en nylon y interior en acero galvanizado, y bolas en acero temperado cubrido con fibra de vidrio. Carga máxima de las ruedas: 90 kg por hoja.

ESTRUSORE *EXTRUDER*	SERIE *SERIES*	ART.
ALL.CO	Export 60 S	6601.1
EKU Sistemi (Gruppo Profilati)	PE 60 slide	6601.1
INDINVEST	Alpha 650 S	6601.1
METRA	NC 60 Int.	6601.3

ART.	6601.1 | 6601.3			
Imballo | Package | Conditionnement | Embalaje	20 Kit			
Finiture disponibili | Available finishes Finitions disponibles | Acabados disponibles	1	2	3	4

RIF.	DESCRIZIONE *DESCRIPTION*	NUM.	
1	Squadrette di allineamento Alignment corner joints	16	
2	Carrelli Roller	4	
3	Tasselli ammortizzatore antiscarrucolamento Safety shock-absorber block	4	
4	Tappi coprilavorazione Cover plugs	4	
5	Tasselli tenuta centrale con spazzolino Block with center seal and brush	2	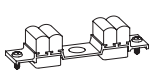
6	Boccole di drenaggio Drainage bushes	3	

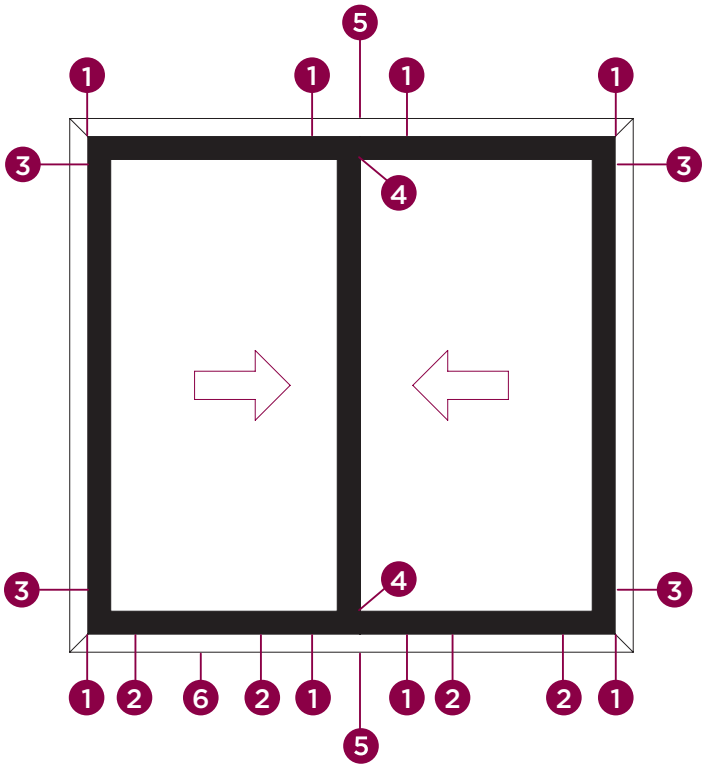

MIDKIT

LINEA QUALITÀ PER SERIE SCORREVOLE - 90 KG

Kit di assemblaggio con maniglie e squadrette | Assembling kit with handles and corners | Kit d'assemblage avec poignees et equerres | Kit de montaje con manillas y escuadras



Squadrette di allineamento in nylon o alluminio; tasselli ammortizzatore, tappi coprilavorazione e boccole di drenaggio in nylon; tassello tenuta centrale in alluminio estruso; carrelli con supporto esterno in nylon, supporto interno in acciaio zincato e cuscinetti a sfera in acciaio temprato rivestito in nylon con fibra di vetro. Cassa maniglia e occlusore in nylon, cursore in nylon con fibra di vetro, nasello in acciaio zincato, riscontro in acciaio inox AISI441. Squadrette in alluminio pressofuso. Portata carrelli: 90 kg per anta.

Alignment corners in nylon or aluminium, nylon shock-absorber elements, plugs and drainage bushes; extruded aluminium central sealing element, roller with nylon external support, galvanized steel internal support and bearing in tempered steel covered by nylon with glass fiber. Handle case and occluder in nylon; slider in nylon with fiberglass; strike in galvanized steel and stainless steel AISI441 plate. Corners in die cast aluminium. Load of the roller: 90 kg per sash.

Equerres d'alignement en nylon ou aluminium; tasseaux amortisseur, bouchons cache-usinage et clapet d'évacuation en nylon; tasseau étanchéité en aluminium extrudé; chariots avec support extérieur en nylon, support intérieur en acier zingué et roulements à billes en acier trempé revêtus en nylon avec fibre de verre. Caisse poignée et pièce de fixation en nylon; curseur en nylon avec fibre de verre; pêne en acier zingué et gâche en acier inox AISI441. Equerres en aluminium moulé sous pression. Portée chariots: 90 kg chaque vantail.

Escuadras de alineación en nylon o aluminio, tacos amortiguadores, tapas y tapas de salida de agua en nylon; taco retenedor central en aluminio extruido; ruedas con exterior en nylon y interior en acero galvanizado, y bolas en acero temperado cubrido con fibra de vidrio. Caja manilla y tapón de nylon; cursor de nylon con fibra de vidrio; gancho de acero galvanizado; cerradero de acero inox AISI441; Escuadras de aluminio de fundición Carga máxima de las ruedas: 90 kg por hoja.

ART.	TUTTI | ALL | TOUS | TODOS			
Imballo | Package | Conditionnement | Embalaje	1 Kit			
Finiture disponibili | Available finishes Finitions disponibles | Acabados disponibles	1	2	3	4

ESTRUSORE *EXTRUDER*	SERIE *SERIES*	ART.	KIT DI ASSEMBLAGGIO SENZA MANIGLIE *ASSEMBLING KIT WITHOUT HANDLES*
ALCAN	Abithal Runner	6620.5	-----
ALL.CO	Export 60 S	6620.2	-----
EKU Sistemi (Gruppo Profilati)	PE 60 slide	6620.2	-----
METRA	NC 60 Int.	6620.4	6620.12
OCMA	FC 70 Parigi	6620.5	-----

RIF.	DESCRIZIONE *DESCRIPTION*	NUM.	
1	Squadrette di allineamento Alignment corner joints	16	
2	Carrelli Roller	4	
3	Tasselli ammortizzatore antiscarrucolamento Safety shock-absorber block	4	
4	Tappi coprilavorazione Cover plugs	4	
5	Tasselli tenuta centrale con spazzolino Block with center seal and brush	2	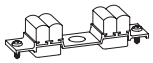
6	Boccole di drenaggio Drainage bushes	3	
7	Maniglie ad incasso Embedded handles	2	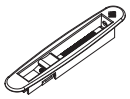
8	Kit di chiusura Closing kit	2	
9	Squadrette telaio Frame corner joints	4 | 8*	
10	Squadrette anta Sash corner joints	8	

* In alcuni kit ci sono 8 squadrette
In some kits there are 8 corner joints

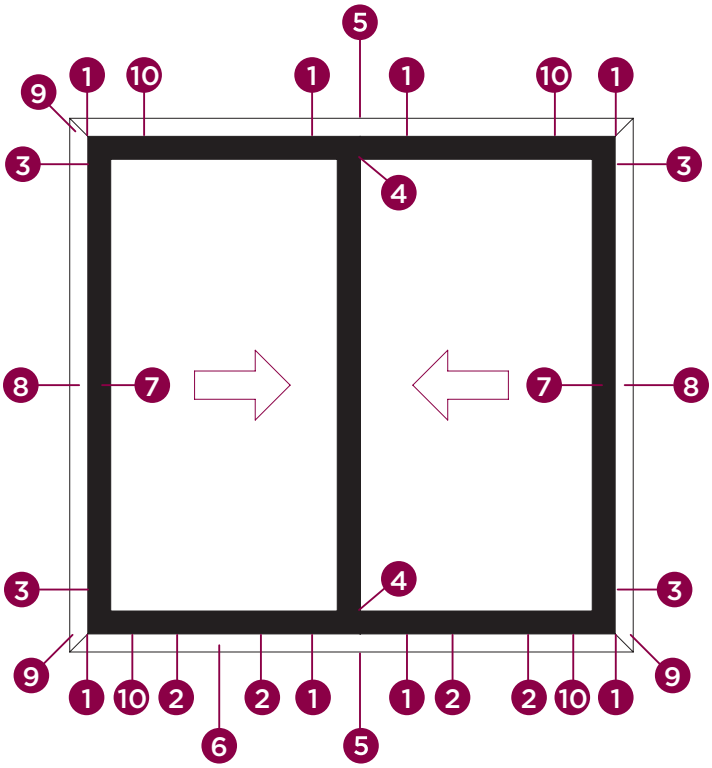

TOPKIT

LINEA FORTE PER SERIE SCORREVOLE

Kit di assemblaggio | Assembling kit |
Kit d'assemblage | Kit de montaje



Squadrette di allineamento in nylon o alluminio; tasselli ammortizzatore, tappi coprilavorazione in nylon; tassello tenuta centrale in alluminio estruso; carrelli con supporto esterno in nylon, supporto interno in zama zincata e cuscinetti a sfera in acciaio temprato rivestito in nylon con fibra di vetro. Portata carrelli: 100 kg per anta.

Nylon or aluminium alignment corners, nylon shock-absorber elements and plugs; extruded aluminium central sealing element; rollers with nylon external support, galvanized zamak internal support and bearing in tempered steel covered by nylon with glass fiber. Load of the roller: 100 kg per sash.

Equerres d'alignement en nylon ou aluminium; tasseaux amortisseur, bouchons cache-usinage en nylon; tasseau étanchéité en aluminium extrudé; chariots avec support extérieur en nylon, support intérieur en zamak zinguée et roulements à billes en acier trempé revêtus en nylon avec fibre de verre. Portée chariots: 100 kg chaque vantail.

Escuadras de alineación en nylon o aluminio, tacos amortiguadores y tapas en nylon; taco retenedor central en aluminio extruido; ruedas con exterior en nylon y interior en zamac galvanizada, y bolas en acero temperado cubrido en nylon con fibra de vidrio. Carga máxima de las ruedas; 100 kg por hoja.

ART.	660Z1.1 | 6601Z.5				6601Z.2 | 6601Z.4 | 6601Z.24 | 6601Z.38			
Imballo | Package | Conditionnement | Embalaje	10 Kit				20 Kit			
Finiture disponibili | Available finishes Finitions disponibles | Acabados disponibles	1	2	3	4	1	2	3	4

RIF.	DESCRIZIONE *DESCRIPTION*	NUM.	
1	Squadrette di allineamento Alignment corner joints	16	
2	Carrelli Roller	4	
3	Tasselli ammortizzatore antiscarrucolamento Safety shock-absorber block	4	
4	Tappi coprilavorazione Cover plugs	4	
5	Tasselli tenuta centrale con spazzolino Block with center seal and brush	2	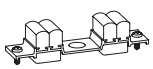

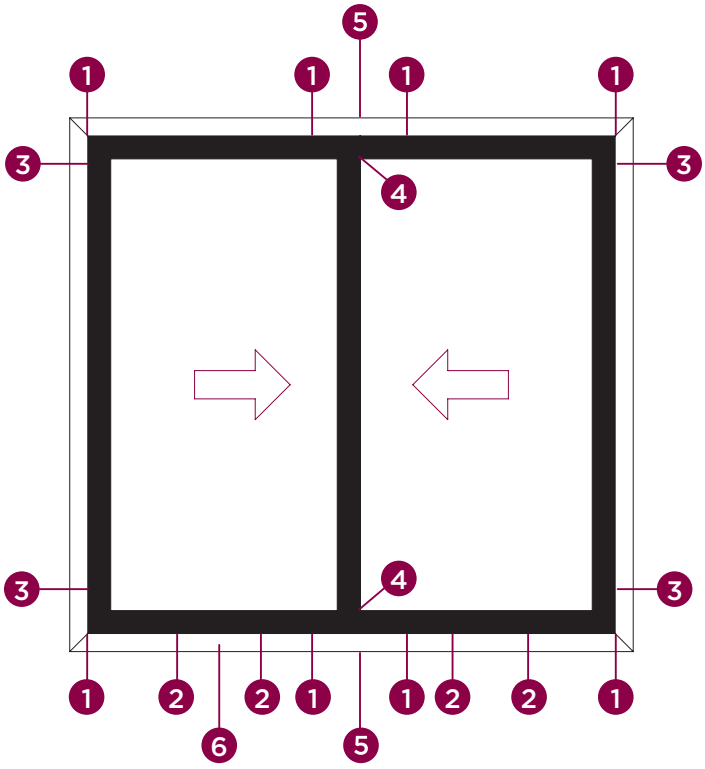

ESTRUSORE *EXTRUDER*	SERIE *SERIES*	ART.
ALEXIA	Alexia Slide 650 S	6601Z.5
	Alexia Slide 650 TT	6601Z.5
ALL.CO	Export 60 S	6601Z.1
	Triall.co 65-90	6601Z.5
	Triall.co 65-90 TT	6601Z.5
DFV	Classic Slide 650 S	6601Z.5
	Classic Slide 650 TT	6601Z.5
EKU Sistemi (Gruppo Profilati)	PE 60 slide	6601Z.1
	Start 1000 WS	6601Z.38
HYDRO	Domal 40 S	6601Z.4
	Domal slide 56prof. 26255/26265	6601Z.12
INDINVEST	Alpha 650 S	6601Z.1
	Gold 650 ST	6601Z.22
PASSERINI	Skeit 60	6601Z.2

TOPKIT

LINEA FORTE PER SERIE SCORREVOLE - 100KG



Kit di assemblaggio con maniglie e squadrette | Assembling kit with handles and corners | Kit d'assemblage avec poignees et equerres | Kit de montaje con manillas y escuadras

Squadrette di allineamento in nylon o alluminio; tasselli ammortizzatore, tappi coprilavorazione in nylon; tasselli tenuta centrale in alluminio; carrelli con supporto esterno in nylon, supporto interno in zama zincata e cuscinetti a sfera in acciaio temprato rivestito in nylon con fibra di vetro; squadrette in alluminio pressofuso o nylon; maniglie con cassa in alluminio estruso e leva in zama; kit di chiusura in acciaio inox AISI 441. Squadrette in alluminio pressofuso Portata carrelli: 100 kg per anta.

Nylon or aluminium alignment corners, nylon shock-absorber elements and plugs; extruded aluminium central sealing element; rollers with nylon external support, galvanized zamak internal support and bearing in tempered steel covered by nylon with glass fiber; die-cast aluminium or nylon corners; handles with extruded aluminium case and zamak lever; closing kit made of stainless steel AISI 441. Corners in die cast aluminium. Load of the roller: 100 kg per sash.

Equerres d'alignement en nylon ou aluminium; tasseaux amortisseur, bouchons cache-usinage en nylon; tasseaux étanchéité en aluminium; chariots avec support extérieur en nylon, support intérieur en zamak zinguée et roulements à billes en acier trempé revêtus en nylon avec fibre de verre; équerres en aluminium moulé sous pression ou nylon; poignées avec caisse en aluminium extrudé et levier en zamak; kit de fermeture en acier inox AISI 441. Equerres en aluminium moulé sous pression. Portée chariots: 100 kg pour vantail.

Escuadras de alineación en nylon o aluminio, tacos amortiguadores y tapas en nylon; taco retenedor central en aluminio extruido; ruedas con exterior en nylon y interior en zamac galvanizada, y bolas en acero temperado cubrido en nylon con fibra de vidrio; escuadras en aluminio de fundición o nylon; manillas con cajas en aluminio extruido y leva en zamac; kit de cierre en acero inoxidable AISI 441. Escuadras de aluminio de fundición.
Carga máxima de las ruedas; 100 kg por hoja.

ART.	TUTTI | ALL | TOUS | TODOS			
Imballo | Package | Conditionnement | Embalaje	1 Kit			
Finiture disponibili | Available finishes Finitions disponibles | Acabados disponibles	1	2	3	4

ESTRUSORE *EXTRUDER*	SERIE *SERIES*	ART.
ALL.CO	Export 60 S	6620Z.3
EKU Sistemi (Gruppo Profilati)	PE 60 slide	6620Z.3
	PE 70 TT	6620Z.36
INDINVEST	Gold 650 ST	6620Z.22
TP PROFILATI	Ekos 60 STH	6620Z.23

RIF.	DESCRIZIONE *DESCRIPTION*	NUM.	
1	Squadrette di allineamento Alignment corner joints	16	
2	Carrelli Roller	4	
3	Tasselli ammortizzatore antiscarrucolamento Safety shock-absorber block	4	
4	Tappi coprilavorazione Cover plugs	4	
5	Tasselli tenuta centrale con spazzolino Block with center seal and brush	2	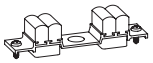
6	Boccole di drenaggio Drainage bushes	3	
7	Maniglie ad incasso Embedded handles	2	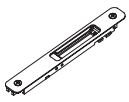
8	Kit di chiusura Closing kit	2	
9	Squadrette telaio Frame corner joints	4 | 8*	
10	Squadrette anta Sash corner joints	8	

* In alcuni kit ci sono 8 squadrette
In some kits there are 8 corner joints

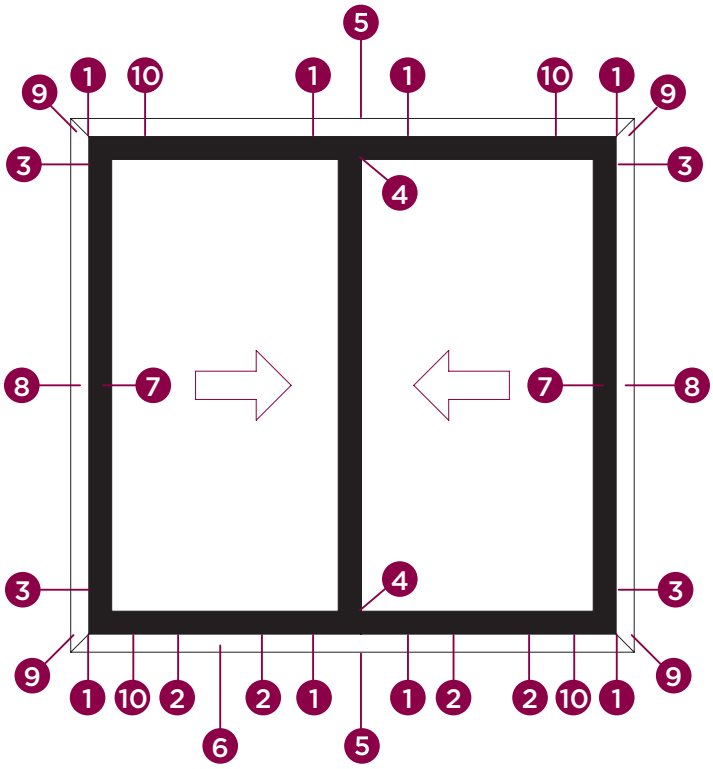

TOPKIT

LINEA FORTE PER SERIE SCORREVOLE - 150 / 180 KG



Kit di assemblaggio | Assembling kit |
Kit d'assemblage a | Kit de montaje

Squadrette di allineamento in nylon o alluminio; tasselli ammortizzatore, tappi coprilavorazione in nylon; tasselli tenuta centrale in alluminio estruso; carrelli con supporto esterno in nylon, supporto interno in zama zincata e cuscinetti a rulli in acciaio temprato rivestito in nylon con fibra di vetro. Portata carrelli: 150/180 kg per anta.

Nylon or auminium alignment corners, nylon shock-absorber elements, plugs and drainage bushes; extruded auminium central sealing element; roller with nylon external support, galvanized zamak internal support and bearing in tempered steel covered by nylon with glass fiber. Load 150/180 kg per sash.

Equerres d'alignement en nylon ou aluminium; tasseaux amortisseur, bouchons cache-usinage en nylon; tasseaux étanchéité en aluminium extrudé; chariots avec support extérieur en nylon, support intérieur en zamak zinguée et roulements à aiguilles en acier trempé revêtus en nylon avec fibre de verre. Portée chariots: 150/180 kg chaque vantail.

Escuadras de alineación en nylon o aluminio, tacos amortiguadores, tapas y tapas de salida de agua en nylon; taco retenedor central en aluminio extruido; ruedas con exterior en nylon y interior en zamac galvanizada, y bolas en acero temperado cubrido en nylon con fibra de vidrio. Carga máxima 150/180 kg por hoja.

ART.	6601X.2 6601X.9 | 6601X.20 | 6601Y.5 | 6601Y.10 | 6601Y.18 | 6601Y.22 | 6601Y.23 | 6601Y.25 |				6601X.1 | 6601X.2 6601X.3 | 6601X.14			
Imballo | Package | Conditionnement | Embalaje	10 Kit				20 Kit			
Finiture disponibili | Available finishes Finitions disponibles | Acabados disponibles	1	2	3	4	1	2	3	4

RIF.	DESCRIZIONE *DESCRIPTION*	NUM.	
1	Squadrette di allineamento Alignment corner joints	16	
2	Carrelli Roller	4	
3	Tasselli ammortizzatore antiscarrucolamento Safety shock-absorber block	4	
4	Tappi coprilavorazione Cover plugs	4	
5	Tasselli tenuta centrale con spazzolino Block with center seal and brush	2	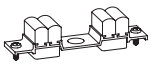
6	Boccole di drenaggio Drainage bushes	3	

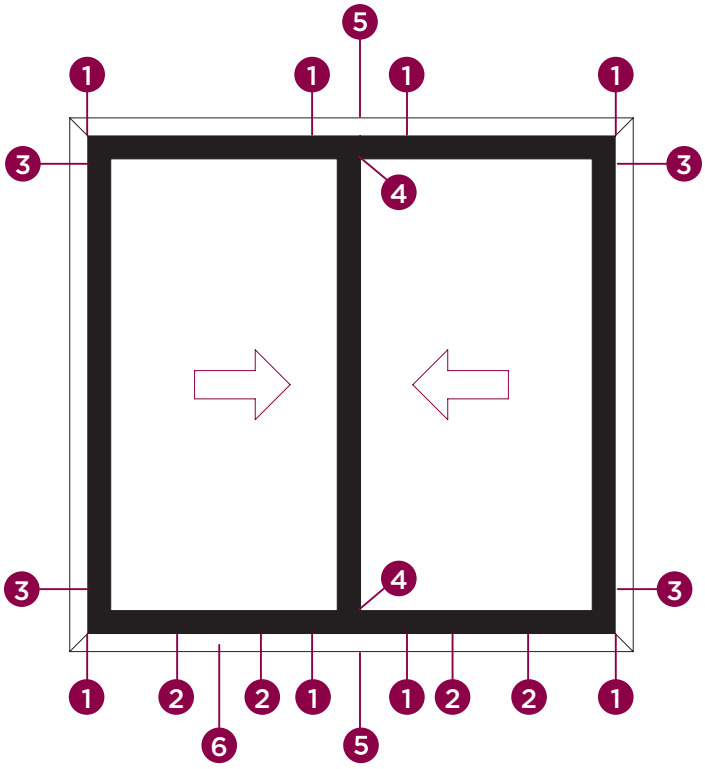

ESTRUSORE *EXTRUDER*	**SERIE** *SERIES*	**PORTATA 150Kg PER ANTA** *WEIGHT 150Kg FOR SASH*	**PORTATA 180Kg PER ANTA** *WEIGHT 180Kg FOR SASH*
ALEXIA	Alexia Slide 650 S	----	6601Y.5
	Alexia Slide 650 TT	----	6601Y.5
ALL.CO	Export 60 S	----	6601X.1
	Triall.co 65-90	----	6601Y.5
	Triall.co 65-90 TT	----	6601Y.5
DFV	Classic Slide 650 S	----	6601Y.5
	Classic Slide 650 TT	----	6601Y.5
EKU Sistemi (Gruppo Profilati)	PE 60 slide	----	6601X.1
HYDRO	Domal Slide 80	6601Y.18	----
	Domal Slide PA 80	6601Y.18	----
IBLEA COLOR GROUP	Eku Vuerre 100 STT	6601Y.18	----
	Eku Vuerre 100 SWTT	6601Y.68	----
INDINVEST	Alpha 650 S	----	6601X.1
	Gold 650 S	----	6601Y.10
	Gold 650 ST	----	6601Y.22
METRA	NC 60 Int.	----	6601X.3
OCMA	FC 70 Parigi	----	6601X.4
PASSERINI	Skeit 60 super TH	----	6601Y.31
RALOX	Ayrton 60 TT	----	6601X.14
TOMA	Atlantis 78 S	6601Y.25	----
	Atlantis 78 S TT	6601Y.25	----
TP PROFILATI	Ekos 60 STH	----	6601Y.23

TOPKIT

LINEA FORTE PER SERIE SCORREVOLE



Kit di assemblaggio con maniglie e squadrette | Assembling kit with handles and corners | Kit d'assemblage avec poignees et equerres | Kit de montaje con manillas y escuadras

Squadrette di allineamento in nylon o alluminio; tasselli ammortizzatore, tappi coprilavorazione in nylon; tassello tenuta centrale in alluminio estruso; carrelli con supporto esterno in nylon, supporto interno in zama zincata e cuscinetti a rulli in acciaio temprato rivestito in nylon con fibra di vetro; squadrette in alluminio pressofuso o nylon; maniglie con cassa in alluminio estruso e leva in zama; kit di chiusura in acciaio inox AISI 441. Squadrette in alluminio pressofuso. Portata 150/180 kg per anta.

Nylon or aluminum alignment corners, nylon shock-absorber elements, plugs and drainage bushes; extruded aluminum central sealing element; roller with nylon external support, galvanized zamak internal support and roller bearing in tempered steel covered by nylon with glass fiber; die-cast aluminum or nylon corners; handles with extruded aluminum case and zamak lever; closing kit made of stainless steed AISI 441. Corners in die cast aluminium. Load 150/180 kg per sash.

Equerres d'alignement en nylon ou aluminium; tasseaux amortisseur, bouchons cache-usinage en nylon; tasseau étanchéité en aluminium extrudé; chariots avec support extérieur en nylon, support intérieur en zamak zinguée et roulements à aiguilles en acier trempé revêtus en nylon avec fibre de verre; équerres en aluminium moulé sous pression ou nylon; poignées avec caisse en aluminium extrudé et levier en zamak; kit de fermeture en acier inox AISI 441. Equerres en aluminium moulé sous pression. Portée 150/180 kg chaque vantail.

Escuadras de alineación en nylon o aluminio, tacos amortiguadores, tapas y tapas de salida de agua en nylon; taco retenedor central en aluminio extruido; ruedas con exterior en nylon y interior en zamac galvanizada, y bolas en acero temperado cubrido en nylon con fibra de vidrio; escuadras en aluminio de fundición o nylon; manillas con cajas en aluminio extruido y leva en zamac; kit de cierre en acero inoxidable AISI 441. Escuadras de aluminio de fundición. Carga máxima 150/180 kg por hoja.

ART.	TUTTI | ALL | TOUS | TODOS			
Imballo | Package | Conditionnement | Embalaje	1 Kit			
Finiture disponibili | Available finishes Finitions disponibles | Acabados disponibles	1	2	3	4

ESTRUSORE *EXTRUDER*	SERIE *SERIES*	PORTATA 150Kg PER ANTA *WEIGHT 150Kg FOR SASH*	PORTATA 180Kg PER ANTA *WEIGHT 180Kg FOR SASH*
DFV	Classic Slide 650 S	----	6620Y.29
	Classic Slide 650 TT	----	6620Y.25
TP PROFILATI	Ekos 60 STH	----	6620Y.23

RIF.	DESCRIZIONE *DESCRIPTION*	NUM.	
1	Squadrette di allineamento Alignment corner joints	16	
2	Carrelli Roller	4	
3	Tasselli ammortizzatore antiscarrucolamento Safety shock-absorber block	4	
4	Tappi coprilavorazione Cover plugs	4	
5	Tasselli tenuta centrale con spazzolino Block with center seal and brush	2	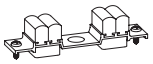
6	Boccole di drenaggio Drainage bushes	3	
7	Maniglie ad incasso Embedded handles	2	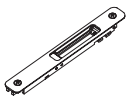
8	Kit di chiusura Closing kit	2	
9	Squadrette telaio Frame corner joints	4 | 8*	
10	Squadrette anta Sash corner joints	8	

* In alcuni kit ci sono 8 squadrette
In some kits there are 8 corner joints

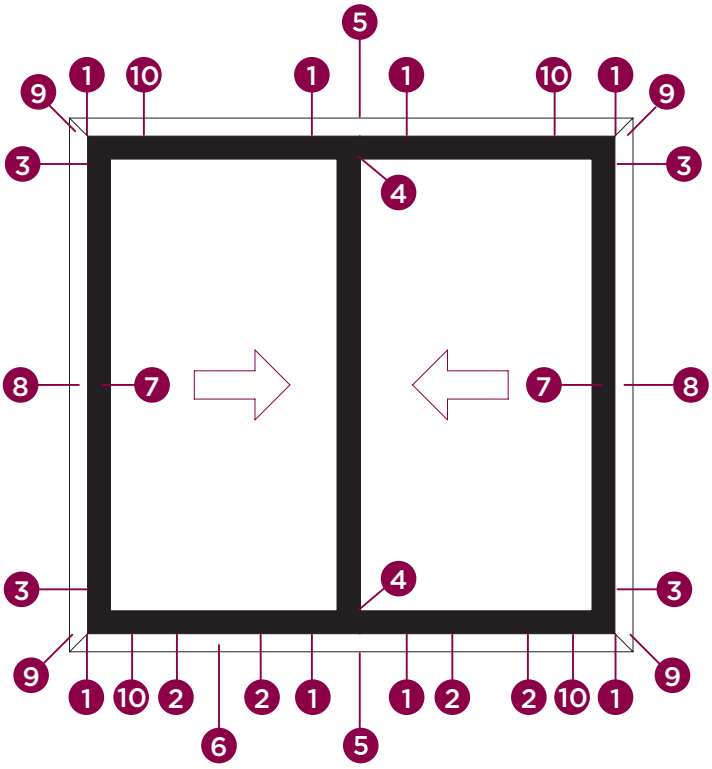

TOPKIT

LINEA FORTE PER SERIE SCORREVOLE



Kit di assemblaggio con maniglie e squadrette | Assembling kit with handles and corners | Kit d'assemblage avec poignees et equerres | Kit de montaje con manillas y escuadras

Tasselli ammortizzatore, tappi coprilavorazione, boccole di drenaggio in nylon; squadrette, tasselli tenuta centrale in alluminio; carrelli in alluminio estruso e cuscinetti a sfera in acciaio temprato rivestito in nylon con fibra di vetro; maniglie con cassa in alluminio estruso e leva in zama; kit di chiusura in acciaio inox AISI 441. Squadrette in alluminio estruso. Portata 60 kg per anta (con carrelli 1 cuscinetto), 140 kg per anta (con carrelli 2 cuscinetti).

Hock-absorber elements, nylon plugs and drainage bushes; aluminium corners and sealing elements; extruded aluminium rollers and bearing in tempered steel covered by glass fiber;
Handles with extruded aluminium case and zamak lever; closing kit in stainless steel AISI 441.
Corners in extruded alumium.
Load 60 kg per sash (with single roller), 140 kg per sash (with double roller).

Tasseaux amortisseur, bouchons cache-usinage, clapet d'évacuation en nylon; équerres, tasseaux étanchéité en aluminium; chariots en aluminium extrudé et roulements à billes en acier trempé revêtus en nylon avec fibre de verre; poignées avec caisse en aluminium extrudé et levier en zamak; kit de fermeture en acier inox AISI 441. Equerres en aluminium extrudé. Portée 60 kg chaque vantail (avec chariots simples), 140 kg chaque vantail (avec chariots doubles).ue vantail.

Tacos amortiguadores, tapas y tapas de salida de agua en nylon; escuadras, tacos retenedores en aluminio: ruedas en aluminio extruido y bolas en en acero temperado cubrido con fibra de vidrio; manillas con caja en aluminio extruido y leva en zamak; kit de cierre en acero inox AISI 441. Esquadras en aluminio extruido. Carga máxima 60 kg por hoja (con rueda singular), 140 kg por hoja (con rueda doble).

ART.	6602.1 | 6602.2				6602.3 | 6602.5 | 6602.6			
Imballo | Package | Conditionnement | Embalaje	20 Kit				1 Kit			
Finiture disponibili | Available finishes Finitions disponibles | Acabados disponibles	1	2	3	4	1	2	3	4

ESTRUSORE - *EXTRUDER*	SERIE - *SERIES*	KIT DI ASSEMBLAGGIO PORTATA 140Kg PER ANTA - *ASSEMBLING KIT WEIGHT 140Kg FOR SASH*	KIT DI ASSEMBLAGGIO PORTATA 60Kg PER ANTA - *ASSEMBLING KIT WEIGHT 60Kg FOR SASH*	KIT DI ASSEMBLAGGIO CON SQUADRETTE E MANIGLIE PORTATA 140Kg PER ANTA - *ASSEMBLING KIT WITH CORNER JOINTS AND HANDLES WEIGHT 140Kg FOR SASH*	KIT DI ASSEMBLAGGIO CON MANIGLIE PORTATA 140Kg PER ANTA - *ASSEMBLING KIT WITH HANDLES WEIGHT 140Kg FOR SASH*	KIT DI ASSEMBLAGGIO CON SQUADRETTE PORTATA 140Kg PER ANTA - ASSEMBLING KIT WITH CORNER JOINTS WEIGHT 140Kg FOR SASH
SAPA	R50 S	6602.1	6602.2	6602.3	6602.5	6602.6

RIF.	DESCRIZIONE *DESCRIPTION*	NUM.	
1	Squadrette di allineamento Alignment corner joints	16	
2	Carrelli Roller	4	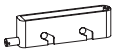
3	Tasselli ammortizzatore antiscarrucolamento Safety shock-absorber block	4	
4	Tappi coprilavorazione Cover plugs	4	
5	Tasselli tenuta centrale con spazzolino Block with center seal and brush	2	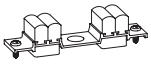

RIF.	DESCRIZIONE *DESCRIPTION*	NUM.	
6	Boccole di drenaggio Drainage bushes	3	
7	Maniglie ad incasso Embedded handles	2	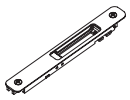
8	Kit di chiusura Closing kit	2	
9	Squadrette telaio Frame corner joints	4	
10	Squadrette anta Sash corner joints	8	

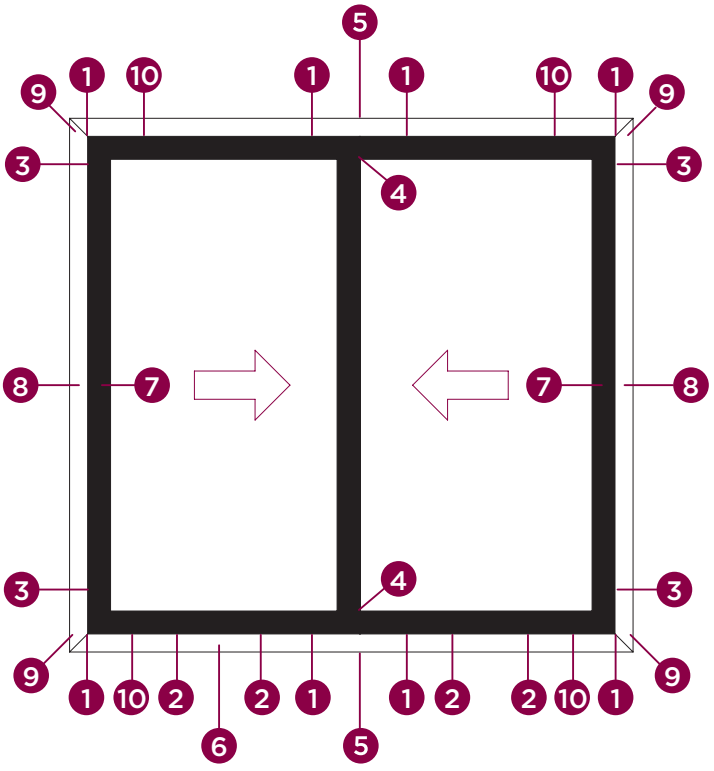

BINARIO PER TELAIO SCORREVOLE

Binario per telaio scorrevole | Rail for slide frame |
Rail pour cadre coulissant | Carril para marco corredera



Realizzato in acciaio inox AISI 304

Made of AISI 304 stainless steel

En acier inox AISI 304

Fabricado en acero inoxidable AISI 304

ART.	2016.XX			
Imballo | Package | Conditionnement | Embalaje	10 pz			
Finiture disponibili | Available finishes Finitions disponibles | Acabados disponibles	1	2	3	4

DIMENSIONE BINARIO *RAIL DIMENSION*	DIMENSIONE SEDE BINARIO *RAIL SEAT DIMENSION*	art.	L
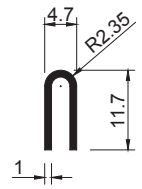	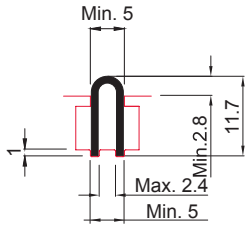	2016.2	3250 mm
		2016.58*	6500 mm
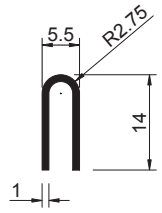	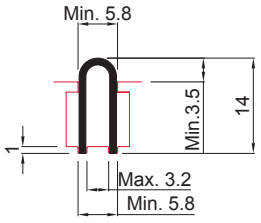	2016.53	3250 mm
		2016.54*	6800 mm
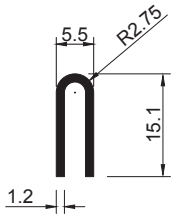	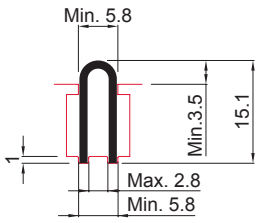	2016.1	3250 mm
		2016.55*	6800 mm
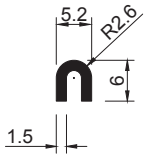	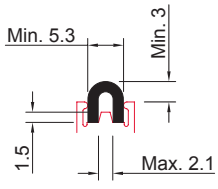	2016.52	3250 mm
		2016.56*	7000 mm

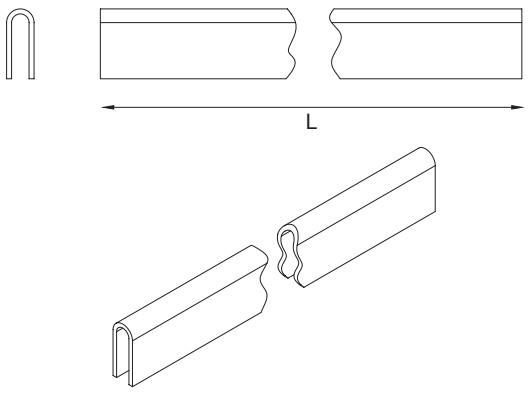

ALZANTE SCORREVOLE
LIFT AND SLIDE
SOULEVANTE COULISSANT
ELEVABLE

ASTA DI CHIUSURA

CHIUSURA PER SISTEMA AS 200 CON NASELLI REGOLABILI

BREVETTATO PATENTED

1D

Kit Cremonese con naselli regolabili | Cremone kit with adjustable hooks | Kit crémone avec pênes reglables | Kit cremona con ganchos regulables



Cremonese e clip di aggancio in alluminio estruso, asta interna, viti di fissaggio, grani e naselli in acciaio inox, tassello ammortizzatore in nylon, movimentazione in zama.

Cremone and clips in extruded aluminum, rod, screws, hooks in stainless steel, nylon shock-absorber elements, zamak movimentation.

Crémone et clip de aluminium extrudé, tringles, vis, pênes en acier inox, tasseaux amortisseur en nylon, movement en zamak.

Cremona y clip de aluminio extruido, pletinas, tornillos, ganchos en acero inox, tacos amortiguadores movimiento de zamac

ART.	6700.3 | 6701.3 | 6702.3			
Imballo | Package | Conditionnement | Embalaje	2 Pz			
Finiture disponibili | Available finishes Finitions disponibles | Acabados disponibles	1	2	3	4

Kit cremonese
Cremone kit

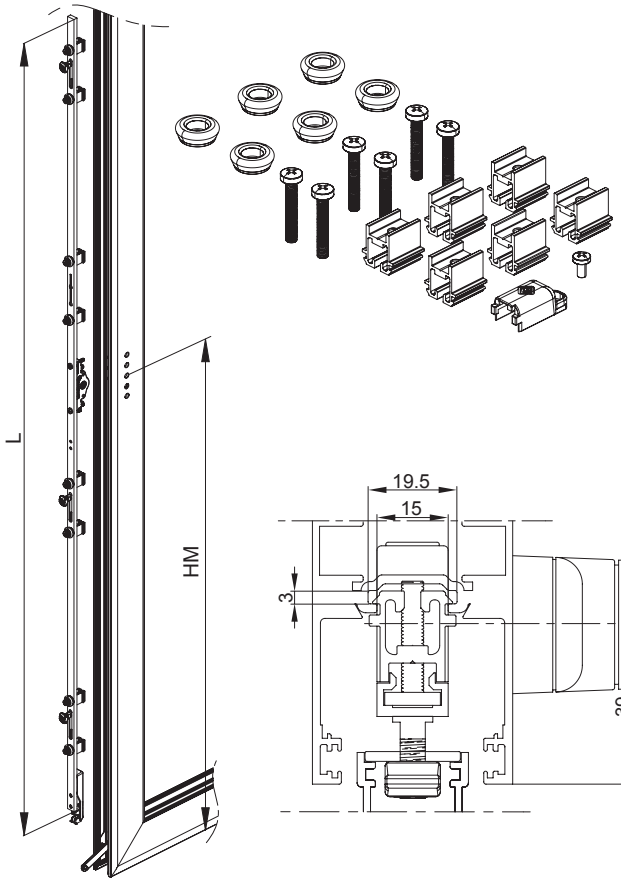

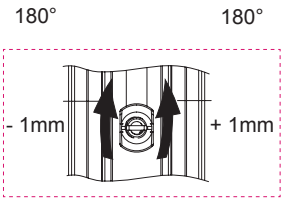

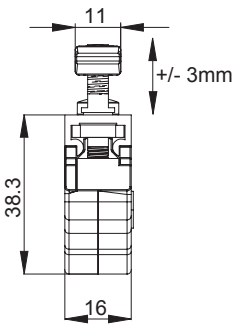

LAVORAZIONI | *MACHINING*

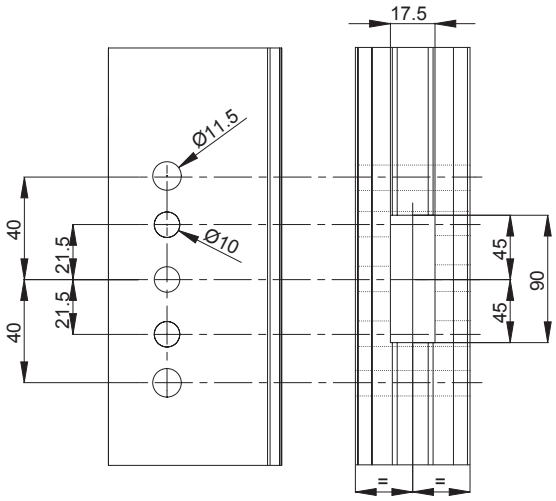

ART.		L	HM
6700.3	2	1613 mm	410 mm

ART.		L	HM
6701.3	3	2113 mm	1010 mm

ART.		L	HM
6702.3	3	2513 mm	1010 mm

ART.	6721.1				2129.4				6720.8				6720.3			
Imballo | Package | Conditionnement | Embalaje	6 Pz				20 Kit				6 Pz				6Pz			
Finiture disponibili | Available finishes Finitions disponibles | Acabados disponibles	1	2	3	4	1	2	3	4	1	2	3	4	1	2	3	4

6721.1
Kit serratura di sicurezza
Lock Kit

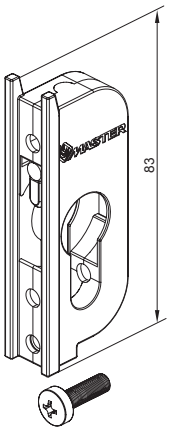

2129.4
Copricilindro
Cylinder cover

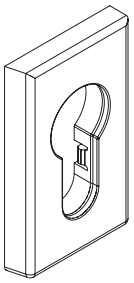

6720.8 | 6720.15
Kit contropiastre
Counterplates kit

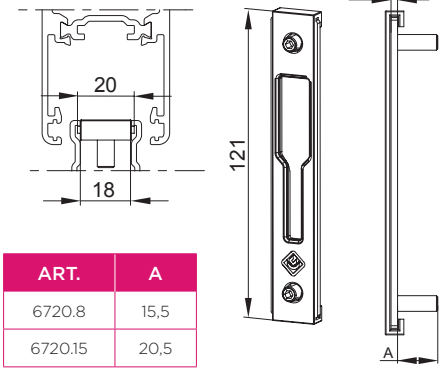

ART.	A
6720.8	15,5
6720.15	20,5

6720.3
Kit contropiastre
Counterplates kit

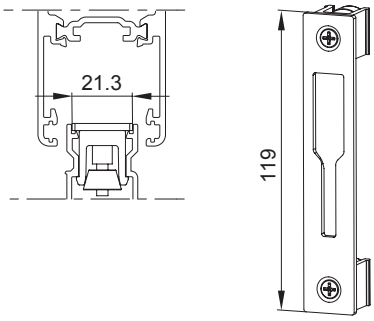

INDICAZIONI DI MAONTAGGIO | *INSTALLATION INSTRUCTIONS*

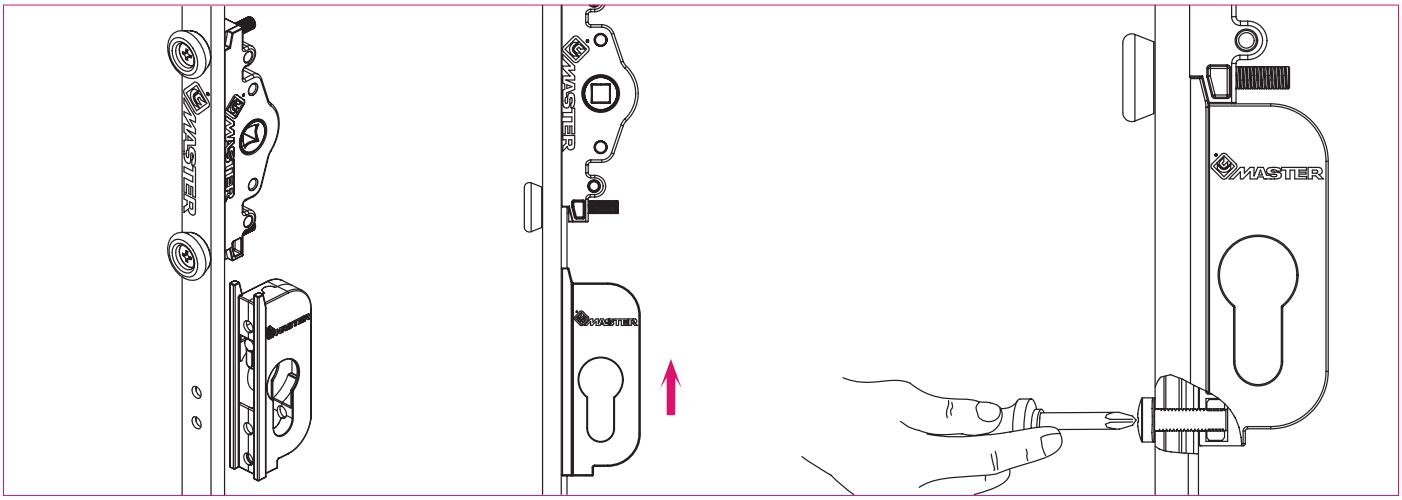

LAVORAZIONI PER 6721.1 | *MACHINING PER 6721.1*

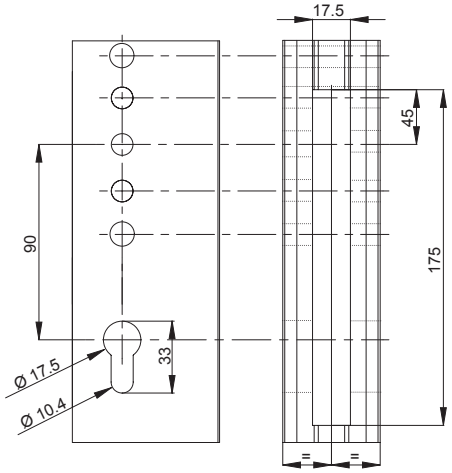

ART.	6720.7 | 6720.14				6720.1			
Imballo | Package | Conditionnement | Embalaje	6 Pz				6 Pz			
Finiture disponibili | Available finishes Finitions disponibles | Acabados disponibles	1	2	3	4	1	2	3	4

Kit microventilazioni | *Microventilation kit*

ART.	X	A
6720.7	30	15,5
6720.14	30	20,5

ART.	6720.1
X	31

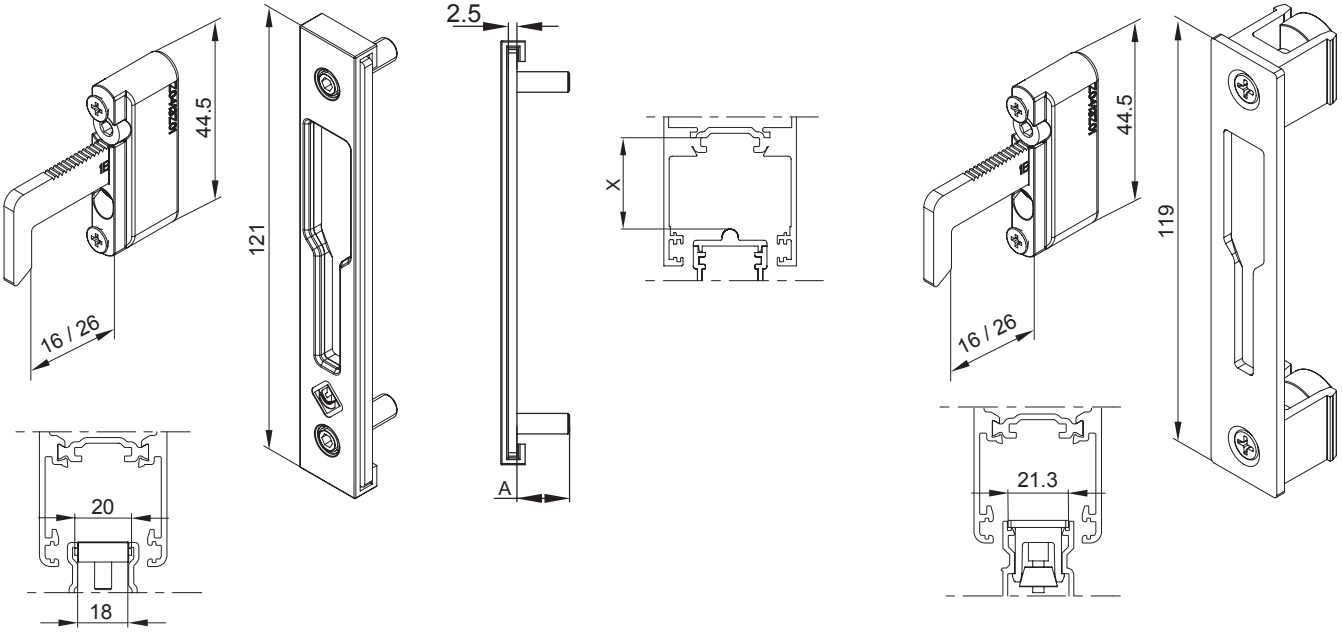

REGOLAZIONI | *ADJUSTEMENT*

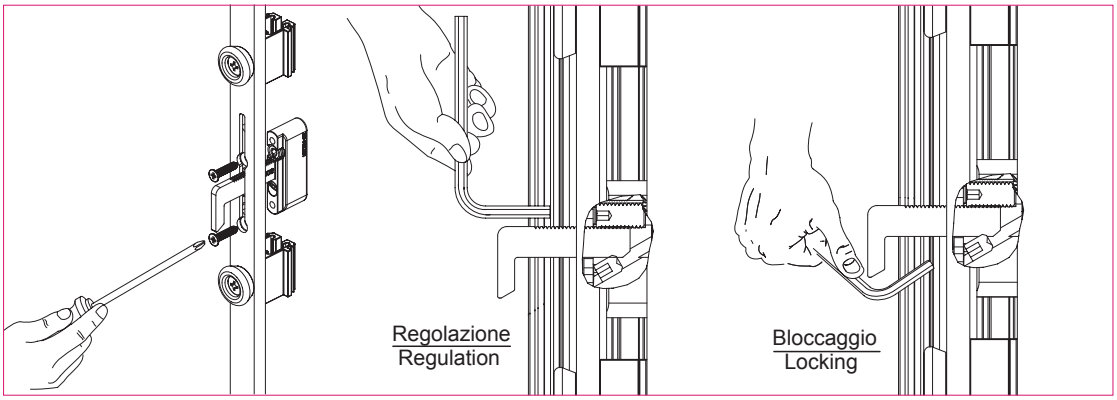

KIT CARRELLI

KIT CARRELLI AS200

BREVETTATO PATENTED

Kit carrelli AS200 | Rollers kit AS200 |
Kit chariots AS200 | Kit de ruedas AS200



Corpo in zama, costole, molle di regolazione e viti in acciaio inox, cuscinetti a sfera.

Zamak body, stainless steel springs and screws, bearing.

Corps en zamak, ressort et vis en acier inox, roulements à billes.

Cuerpo de zamac, muelles y tornillos de acero inox, bolas.

ART.	6711 | 6711.10			
Imballo | Package | Conditionnement | Embalaje	1 Pz			
Finiture disponibili | Available finishes Finitions disponibles | Acabados disponibles	1	2	3	4

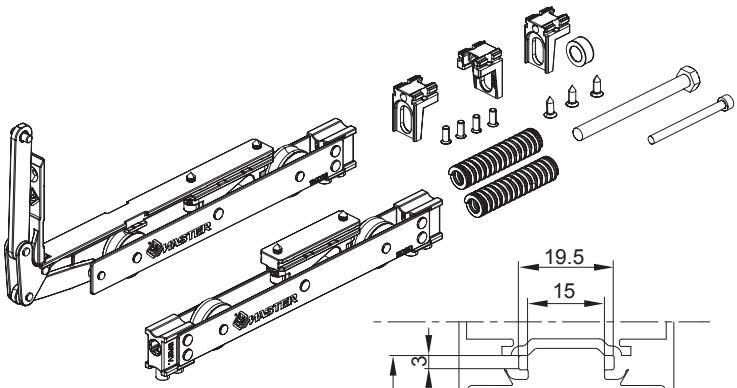

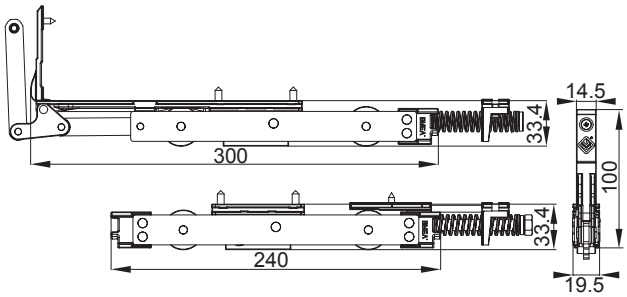

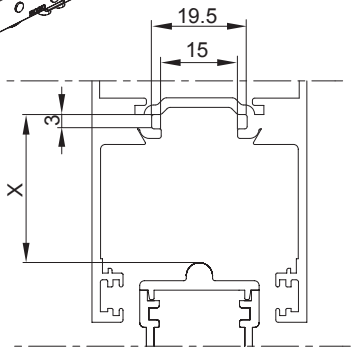

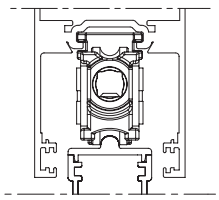

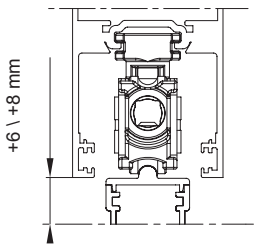

ART.	6711	6711.10
X	31	30

REGOLAZIONI | ADJUSTEMENT

Kg	X
60 -100	60
101 - 140	MAX
141 - 200	MAX

ANTERIORE | *FRONT*

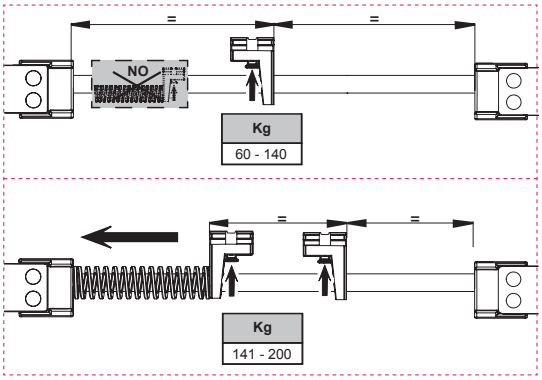

POSTERIORE | *BACK*

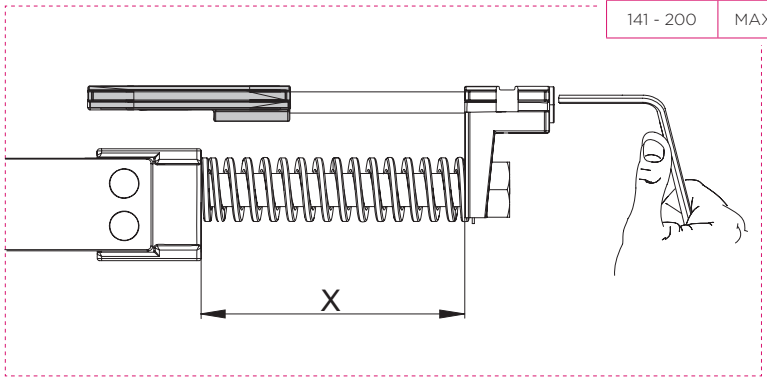

ART.	6711.1 | 6711.11				6720.5			
Imballo | Package | Conditionnement | Embalaje	1 Pz				10 Pz			
Finiture disponibili | Available finishes Finitions disponibles | Acabados disponibles	1	2	3	4	1	2	3	4

Per ante > di 1800 mm *For sash > 1800 mm*		
ART.	**6711.1**	**6711.11**
X	31	30

Carrello supplementare
Additional roller

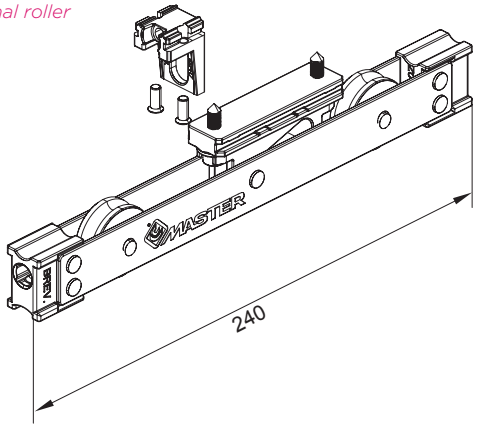

6720.5
Asta di collegamento carrelli
Roller connection rod

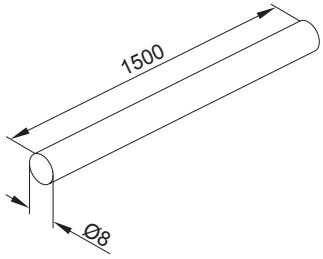

LAVORAZIONI PER 6720.5 | *MACHINING PER 6720.5*

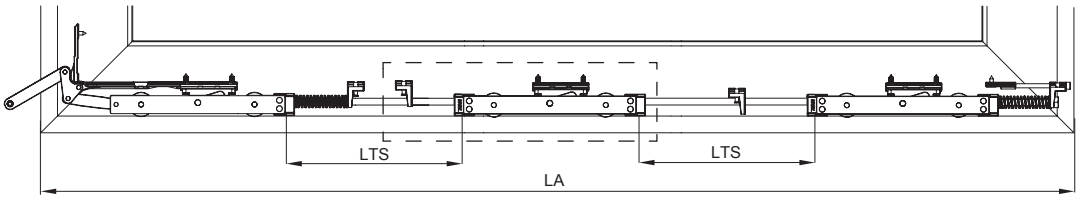

$$LTS = \frac{LA - 840\ mm}{2}$$

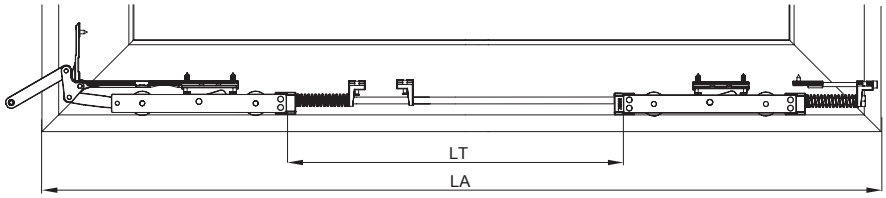

LT = LA - 650 mm

AS200
KIT E ACCESSORI

1D

Kit di assemblaggio | Assembling kit | Kit d'assemblage | Kit de montaje



Carrelli con corpo in zama, costole, molle di regolazione e viti in acciaio inox, cuscinetti a sfera; tasselli ammortizzatore, tappi coprilavorazione in nylon con piumino antipolvere a molla; tassello tenuta centrale in EPDM a celle chiuse; Portata carrelli: 200 kg per anta.

Rollers with zamak body, stainless steel covers, springs and screws, ball bearings; nylon shock absorber elements and cover plug with spring brush against dust; EPDM closed cell central sealing element; Load of the roller: 200 kg per sash.

Chariots avec corps en zamak; cover, ressorts de réglage et vis en acier inox; roulements à bille; tasseaux amortisseur; bouchons cache usinage en nylon avec joint brosse anti - poudre à ressort; tasseau étanchéité centrale en EPDM à cellules fermées; Portée chariots: 200 kg par vantail

Cuerpo en zamac, coberturas, muelle y tornillos en acer inox, rodamientos de bolas; tacos amortiguadores y tapón con cepillo muelle antipolvo e nylon; taco retenedor central en EPDM con celdas cerradas; carga máxima de las ruedas: 200kg por hoja.

ART.	6601S.4			
Imballo | Package | Conditionnement | Embalaje	1 Kit			
Finiture disponibili | Available finishes Finitions disponibles | Acabados disponibles	1	2	3	4

RIF.	DESCRIZIONE	NUM.	IMM.
1	Carrelli *Roller*	2	
2	Tasselli ammortizzatore antiscarrucolamento *Safety shock-absorber block*	2	
3	Tappi coprilavorazione *Cover plugs*	4	
4	Tasselli tenuta centrale con spazzolino *Block with center seal and brush*	1	
5	Boccole di drenaggio *Drainag e bushes*	3	

ESTRUSORE *EXTRUDER*	SERIE *SERIES*
ALCAN	Eco Slide 106 HP
ALEXIA	110 Slide TH
ALL.CO	ALLCO.TEC S
ALSISTEM	PLANET SLIDE 106 TT
	PLANET SLIDE 80
CLL	Tecnoslide 116 TT
DFV	Ecowin TH Slide 100 TH
ETA	AS FIRE 888 TI
EKU Sistemi (Gruppo Profilati)	Eku 100 Slide
	Eku 100 Slide TT
GEAL	HP SLICK
PASSERINI	Skeit 110 TH
TOMA	RS Slide 100

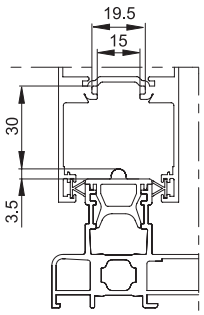

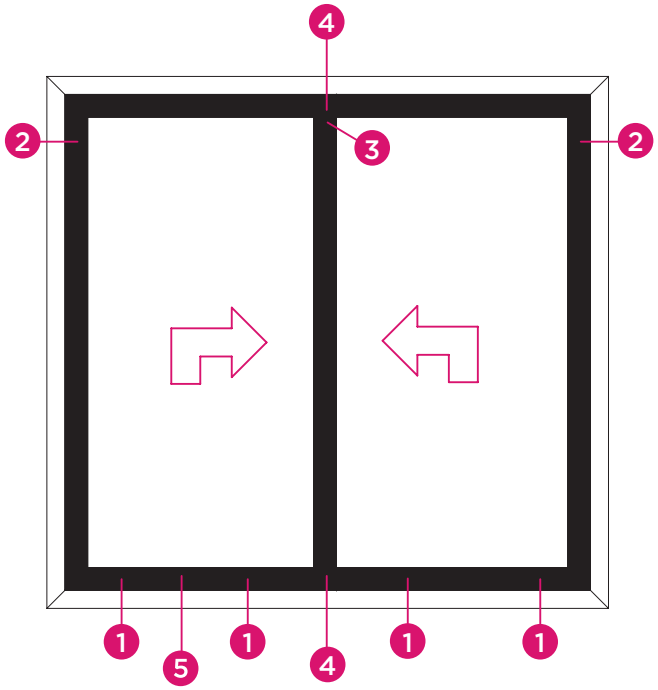

AS200
ACCESSORI SUPPLEMENTARI

ART.	DESCRIZIONE *DESCRIPTION*
3080	"ITALIA" Martellina | *"ITALIA" Handle*
3080.11	"ITALIA" Doppia martellina *"ITALIA" Double handle*

Art. 3080

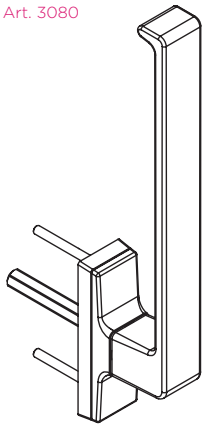

Art. 3080.11

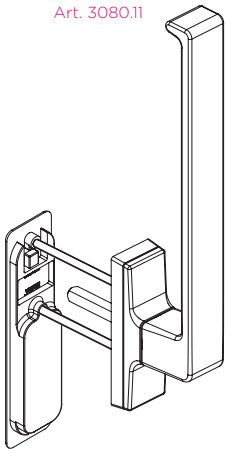

ART.	DESCRIZIONE *DESCRIPTION*
3080.10	"ITALIA" Doppia martellina *"ITALIA" Double handle*

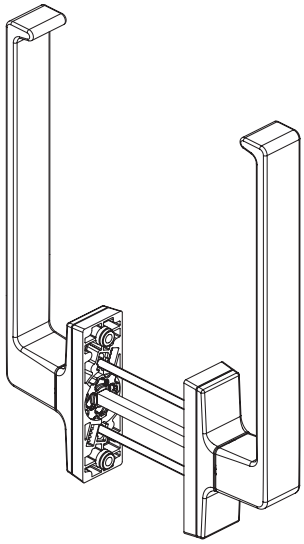

ART.	DESCRIZIONE *DESCRIPTION*
3081	KARMA - Martellina *KARMA - Handle*
3081.11	KARMA - Martellina con maniglia di traino *KARMA - Handle with pull handle*

Art. 3081

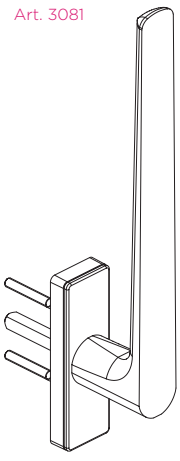

Art. 3081.11

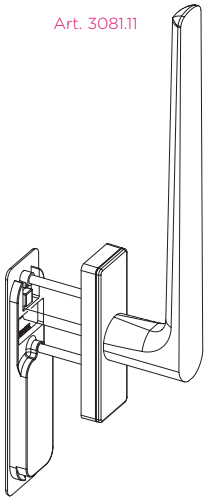

ART.	DESCRIZIONE *DESCRIPTION*
3081.10	*KARMA - Maniglione doppio per alzante KARMA - Double handle for lift and slide*

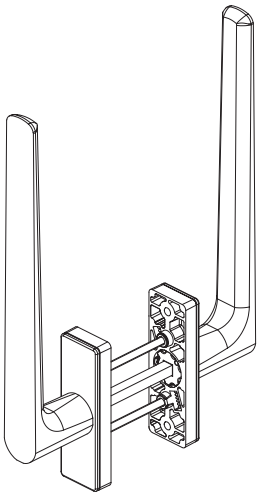

ASTA DI CHIUSURA

CHIUSURA PER SISTEMA AS 300

1D 2,5

Kit Cremonese | Cremone kit | Kit crémone | Kit cremona



Cremonese in alluminio estruso, asta interna, viti di fissaggio, naselli e movimentazione in acciaio.

Cremone in extruded aluminum, rod, screws, hook and movimentation in steel.

Crémone de aluminium extrudé, tringles, vis, pênes, movement en acier.

Cremona de aluminio extruido, pletinas, movimiento, tornillos, ganchos en acero,

ART.	673X.XX			
Imballo | Package | Conditionnement | Embalaje	2 Pz			
Finiture disponibili | Available finishes Finitions disponibles | Acabados disponibles	1	2	3	4

Kit cremonese
Cremone kit

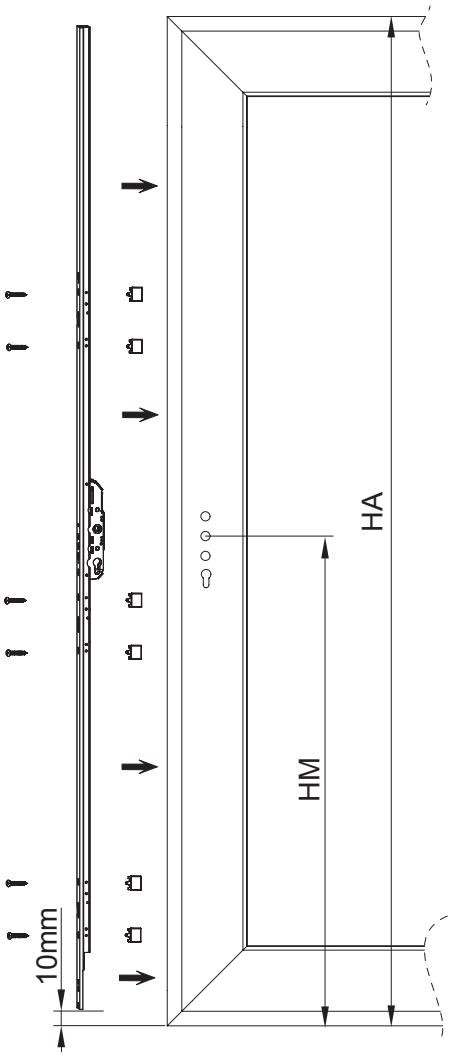

Art.	Hook	L	H	HM	E	H1	H2	H3	H4	H5
6731.13	2	1300	745-1360	400	37,5	195.5mm	585.5mm	-	-	-
6731.17	3	1700	1260-1760	400	37,5	195.5mm	585.5mm	1100mm	-	-
6731.21	3	2100	1660-2160	1000	37,5	195.5mm	695.5mm	1185mm	1500mm	-
6731.25	3	2500	2060-2560	1000	37,5	195.5mm	695.5mm	1185mm	1900mm	-
6731.28	3	2800	2460-2860	1000	37,5	195.5mm	695.5mm	1185mm	2300mm	-
6731.33	3	3300	2760-3360	1000	37,5	195.5mm	695.5mm	1185mm	1900mm	2700mm
6731.38	3	3800	3260-3860	1000	37,5	195.5mm	695.5mm	1185mm	2300mm	3100mm
6730.13	2	1300	745-1360	400	27,5	195.5mm	585.5mm	-	-	-
6730.17	3	1700	1260-1760	400	27,5	195.5mm	585.5mm	1100mm	-	-
6730.21	3	2100	1660-2160	1000	27,5	195.5mm	695.5mm	1185mm	1500mm	-
6730.25	3	2500	2060-2560	1000	27,5	195.5mm	695.5mm	1185mm	1900mm	-
6730.28	3	2800	2460-2860	1000	27,5	195.5mm	695.5mm	1185mm	2300mm	-
6730.33	3	3300	2760-3360	1000	27,5	195.5mm	695.5mm	1185mm	1900mm	2700mm
6730.38	3	3800	3260-3860	1000	27,5	195.5mm	695.5mm	1185mm	2300mm	3100mm

LAVORAZIONI | *MACHINING*

Esterno | *External*

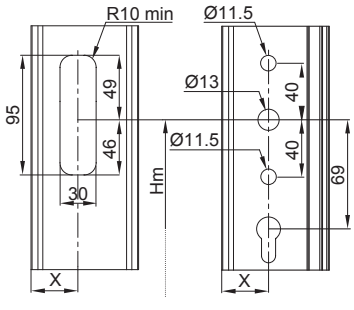

Interno | *Internal*

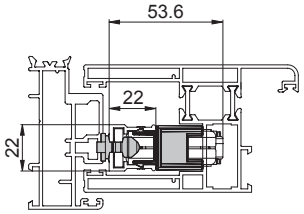

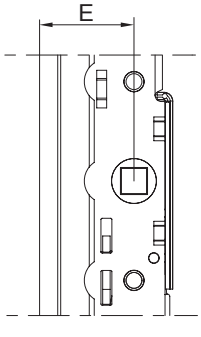

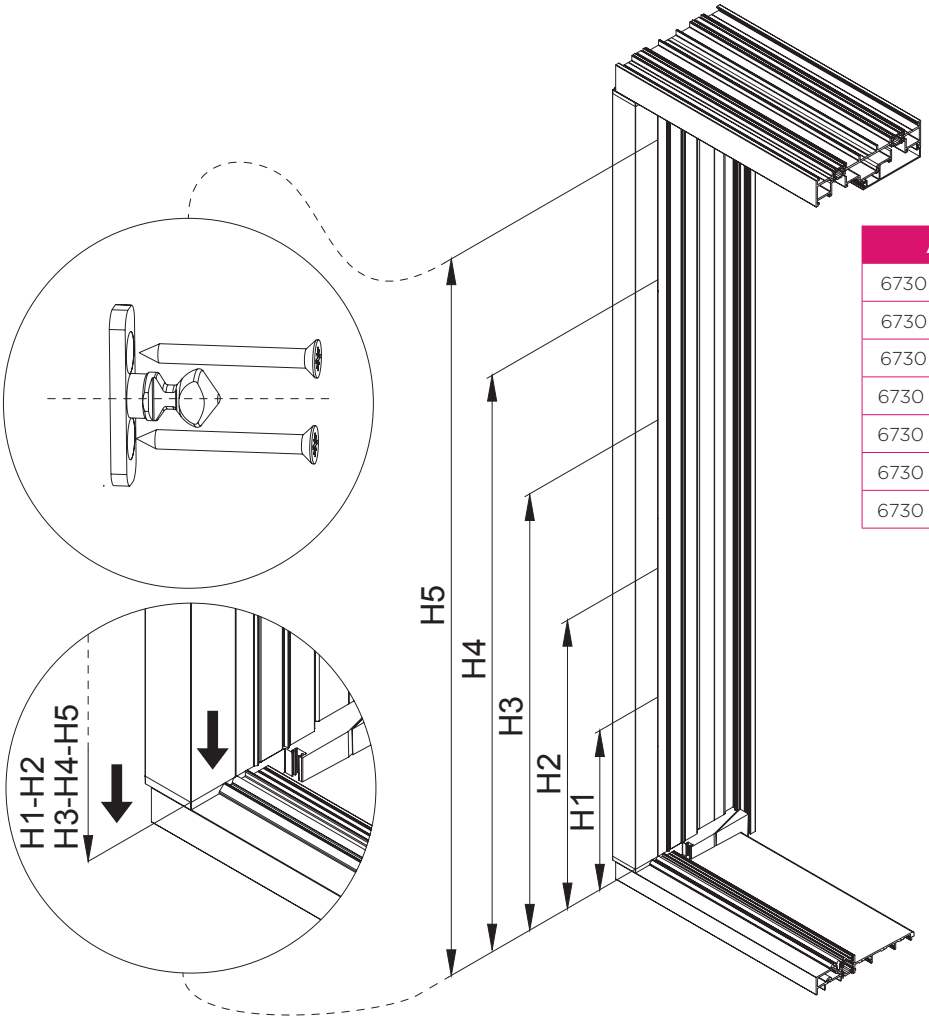

Art.	H1	H2	H3	H4	H5
6730 - 6731.13	195.5	585.5	-	-	-
6730 - 6731.17	195.5	585.5	1100	-	-
6730 - 6731.21	195.5	695.5	1185	1500	-
6730 - 6731.25	195.5	695.5	1185	1900	-
6730 - 6731.28	195.5	695.5	1185	2300	-
6730 - 6731.33	195.5	695.5	1185	1900	2700
6730 - 6731.38	195.5	695.5	1185	1185	3100

ART.	6734.X				6736.XX				6737			
Imballo | Package | Conditionnement | Embalaje	20 Pz				20 Pz				1 Pz			
Finiture disponibili | Available finishes Finitions disponibles | Acabados disponibles	1	2	3	4	1	2	3	4	1	2	3	4

6734.X
Chiusure standard
Standard hook

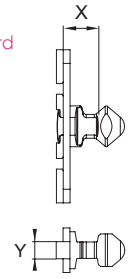

Art.	X	Y
6734.1	10,5	5
6734.2	12	7,9
6734.3	14,5	13
6734.4	15,5	13
6734.5	21,5	13
6734.6	26,5	13

6734.X
Chiusure con microventilazione
Hook with microventilation

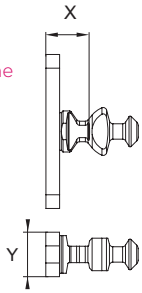

Art.	X	Y
6734.11	12	13
6734.12	14,5	13
6734.13	15,5	13
6734.14	19,5	13
6734.15	21,5	13
6734.16	26,5	13
6734.17	10,5	5

6736.XX
Spessori aste
Cremone thickness

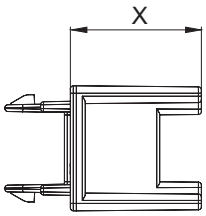

Art.	X
6736.20	20,5
6736.22	22
6736.25	25,5
6736.30	30
6736.32	32
6736.36	36

Art.	X
6736.4	4
6736.10	10
6736.14	14
6736.16	16
6736.18	18

6737
Ammortizzatore serratura
Cremone dumper

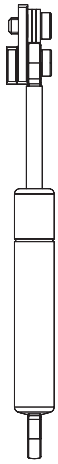

ASTA DI CHIUSURA

CHIUSURA PER SISTEMA AS 300 CON UNCINI RETRAIBILI

1D 2,5

Kit Cremonese | Cremone kit | Kit crémone | Kit cremona



Cremonese in alluminio estruso, asta interna, viti di fissaggio, naselli e movimentazione in acciaio.

Cremone in extruded aluminum, rod, screws, hook and movimentation in steel.

Crémone de aluminium extrudé, tringles, vis, pênes, movement en acier.

Cremona de aluminio extruido, pletinas, movimiento, tornillos, ganchos en acero,

ART.	673X.XX				6732.13 | 6732.19 6733.13 | 6733.19			
Imballo | Package | Conditionnement | Embalaje	2 Pz				5 Pz			
Finiture disponibili | Available finishes Finitions disponibles | Acabados disponibles	1	2	3	4	1	2	3	4

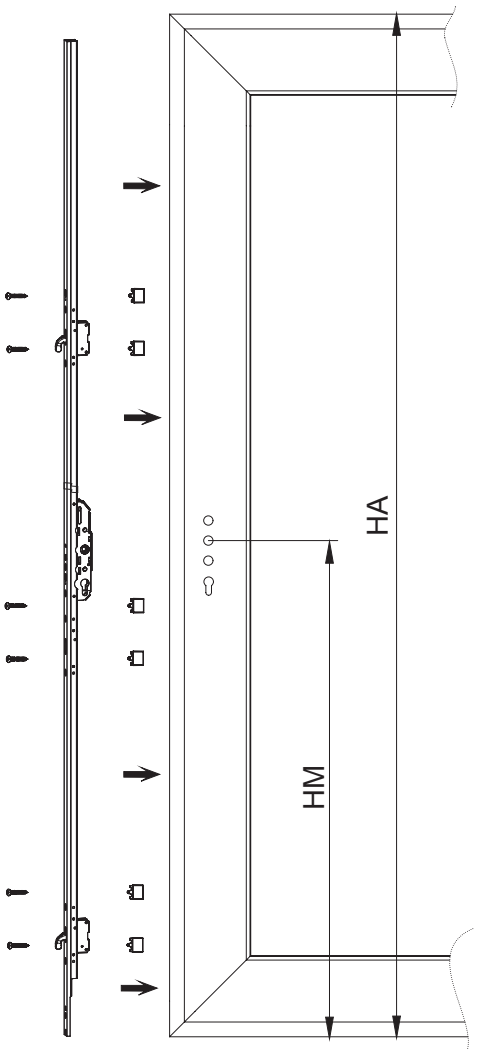

Art.	Hook	L	H	HM	E	H1	H2	H3
6732.13	2	1305	735-1305	396,5	27,5	212	582	
6733.13	2	1305		396,5	37,5	212	582	
6732.19	2	1900	1235-1960	396,5	27.5	212	1082	
6733.19	2	1900		396,5	37,5	212	1082	
6732.25	2	2500	1835-2560	996.5	27,5	212	1680	
6733.25	2	2500	1835-2560	996.5	37,5	212	1680	
6732.28	3	2800	2270-2860	996.5	27,5	212	1212	2512
6733.28	3	2800	2270-2860	996.5	37,5	212	1212	2512
6732.33	3	3300	2670-3360	996.5	27,5	212	1412	2512
6733.33	3	3300	2670-3360	996.5	37,5	212	1412	2512
6732.38	3	3800	2670-3860	996.5	27,5	212	1412	2512
6733.38	3	3800	2670-3860	996.5	37,5	212	1412	2512

LAVORAZIONI | *MACHINING*

Esterno | *External*

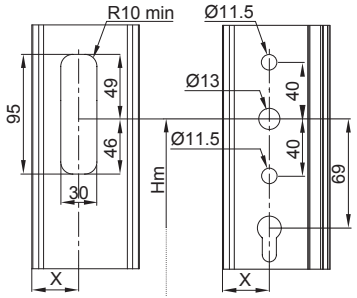

Interno | *Internal*

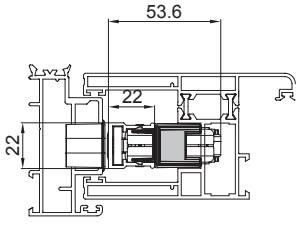

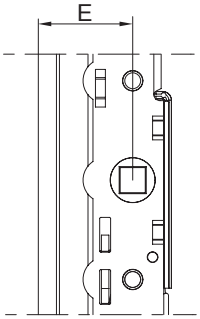

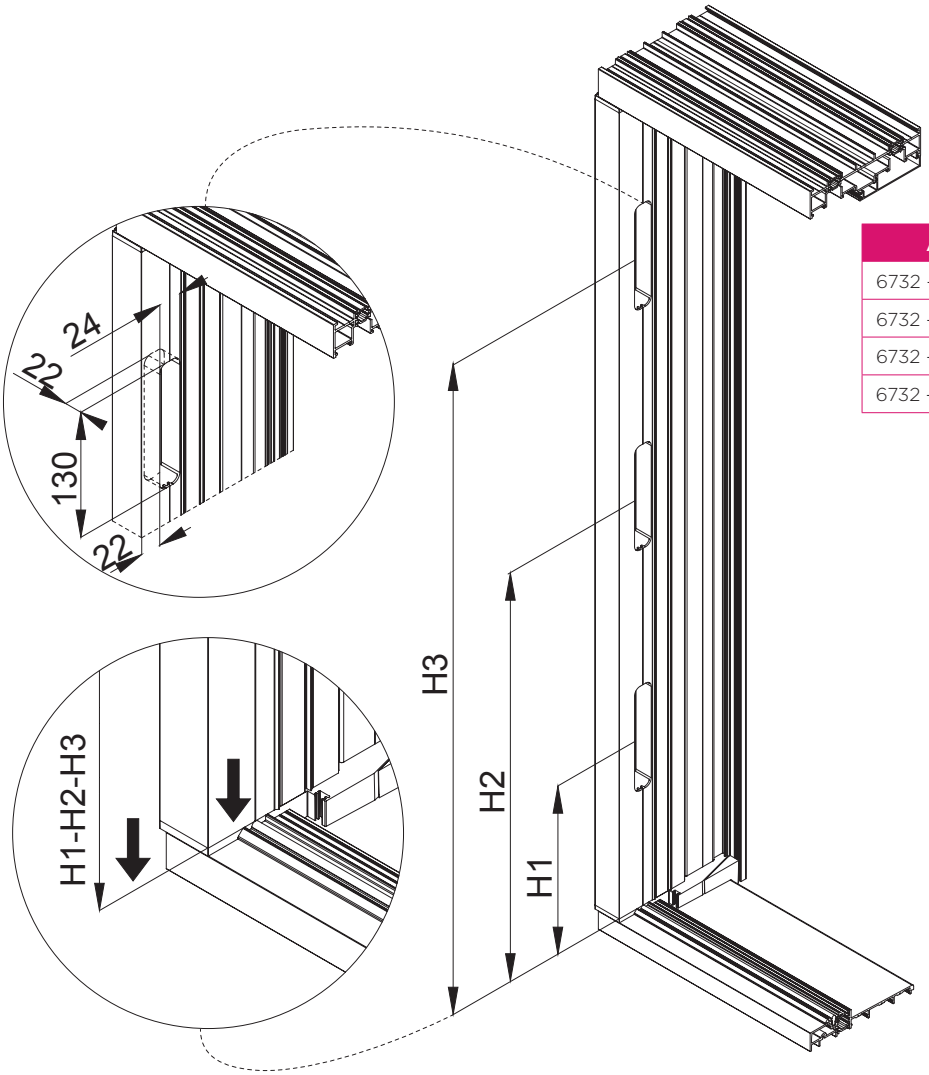

Art.	H1	H2	H3
6732 - 6733.25	210	798	1678
6732 - 6733.28	210	1210	2110
6732 - 6733.33	210	1410	2510
6732 - 6733.38	210	1410	2510

ART.	6735				6736.XX				6737			
Imballo | Package | Conditionnement | Embalaje	6 Pz				20 Pz				1 Pz			
Finiture disponibili | Available finishes Finitions disponibles | Acabados disponibles	1	2	3	4	1	2	3	4	1	2	3	4

6735
Riscontro regolabile
Adjustable counterplate

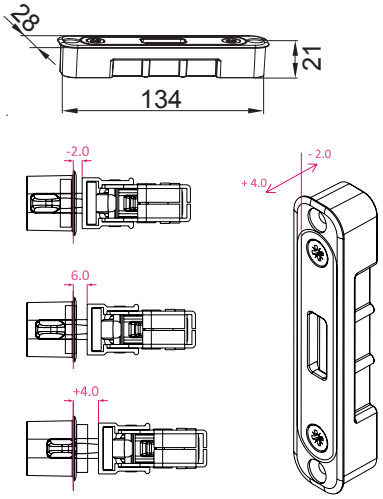

6736.XX
Spessori aste
Cremone thickness

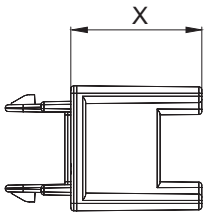

Art.	X
6736.20	20,5
6736.22	22
6736.25	25,5
6736.30	30
6736.32	32
6736.36	36

Art.	X
6736.4	4
6736.10	10
6736.14	14
6736.16	16
6736.18	18

6737
Ammortizzatore serratura
Cremone dumper

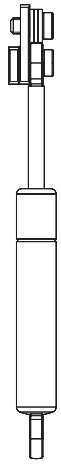

KIT CARRELLI

KIT CARRELLI AS300

1D

Kit carrelli AS300 | Rollers kit AS300 | Kit chariots AS300 | Kit de ruedas AS300



Corpo in zama, costole, molle di regolazione e viti in acciaio inox, cuscinetti a sfera.

Zamak body, stainless steel springs and screws, bearing.

Corps en zamak, ressort et vis en acier inox, roulements à billes.

Cuerpo de zamac, muelles y tornillos de acero inox, bolas.

ART.	6740			
Imballo | Package | Conditionnement | Embalaje	1 Pz			
Finiture disponibili | Available finishes Finitions disponibles | Acabados disponibles	1	2	3	4

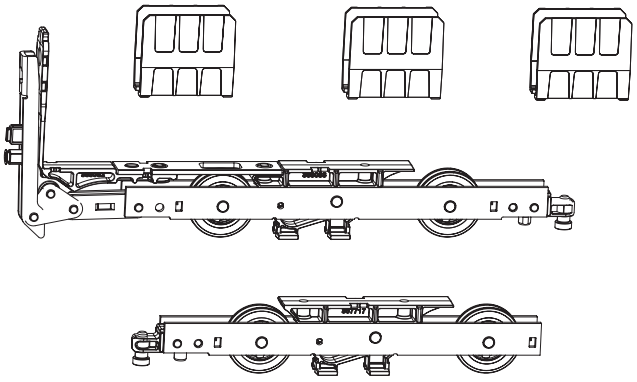

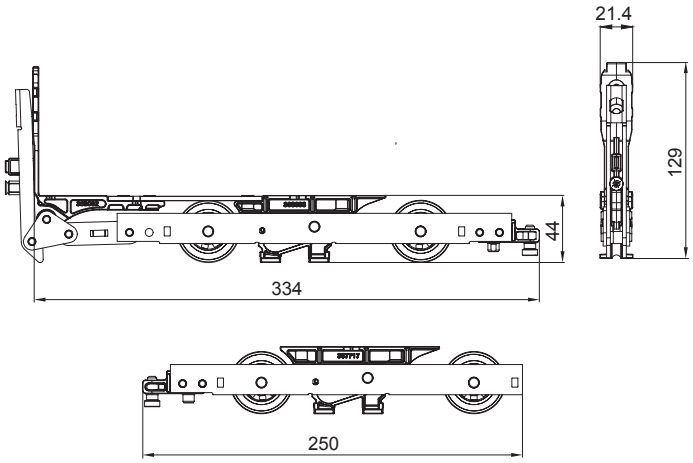

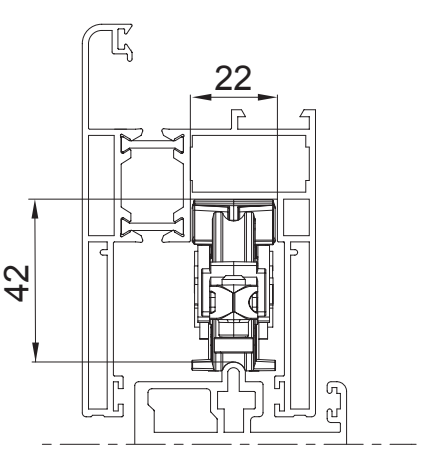

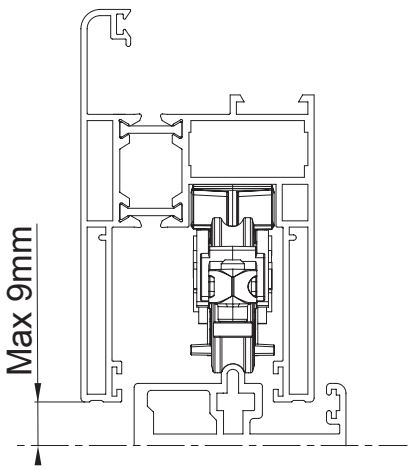

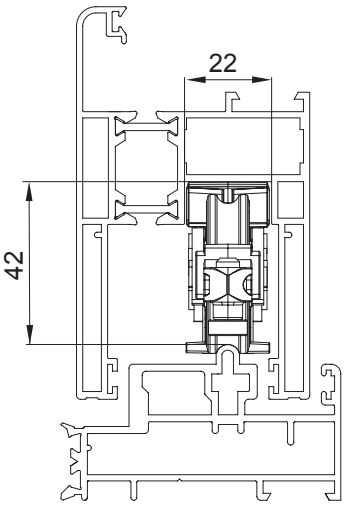

ART.	6742.XX 6743				6741.XX				6740.10				6742A.XX			
Imballo | Package | Conditionnement | Embalaje	20 Pz				10 Pz				1 Cp				20 Pz			
Finiture disponibili | Available finishes Finitions disponibles | Acabados disponibles	1	2	3	4	1	2	3	4	1	2	3	4	1	2	3	4

6742.XX
Spessore verticale carrello anteriore
Vertical roller thickness

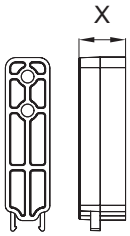

Art.	X	Art.	X
6742.20	20,5	6742.10	10
6742.22	22	6742.14	14
6742.25	25,5	6742.16	16
6742.30	30	6742.18	18
6742.32	32	6742.26	26
6742.36	36	6742.29	29

6741.X
Asta collegamento carrelli
Connection rod

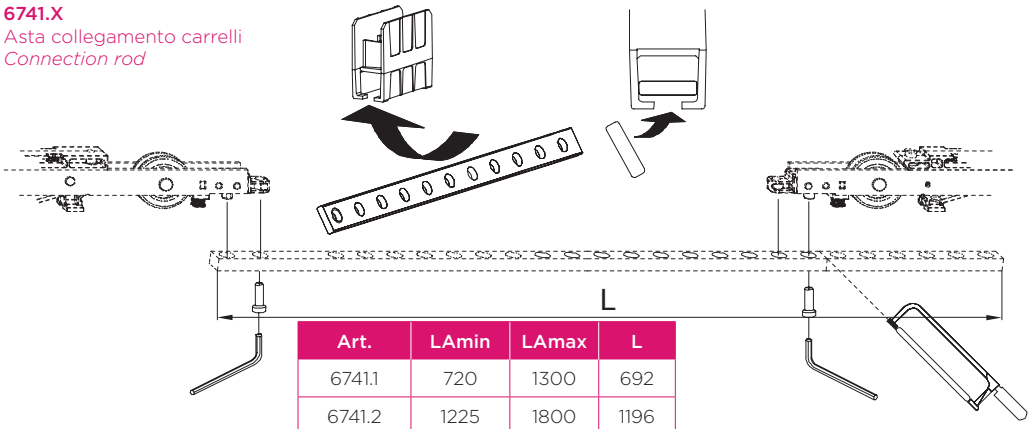

Art.	LAmin	LAmax	L
6741.1	720	1300	692
6741.2	1225	1800	1196
6741.3	1730	2305	1700
6741.4	2235	2810	2204
6741.5	2740	3385	2708

6742A.X
Spessore orizzontali carrelli
Horizontal roller thickness

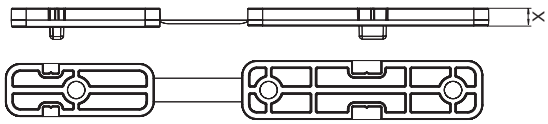

Art.	X	Art.	X
6742A.3	3	6742A.8	8
6742A.5	5	6742A.10	10
6742A.6	6		

6740.10
Carrello supplementare



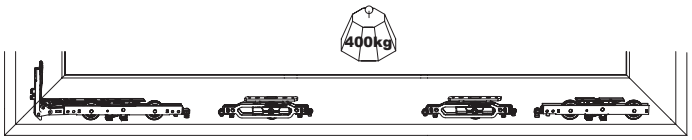

6740.11
Carrello supplementare senza spazzole

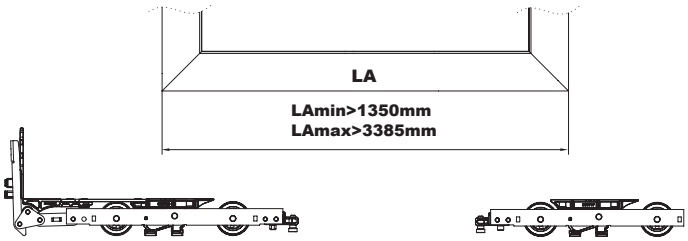

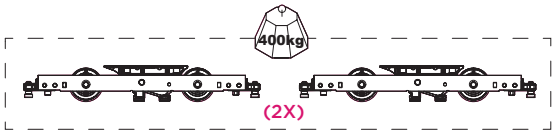

* Obbligatorio utilizzo art.6737
Mandatory use art.6737

6743
Sistema di sostegno
Support system

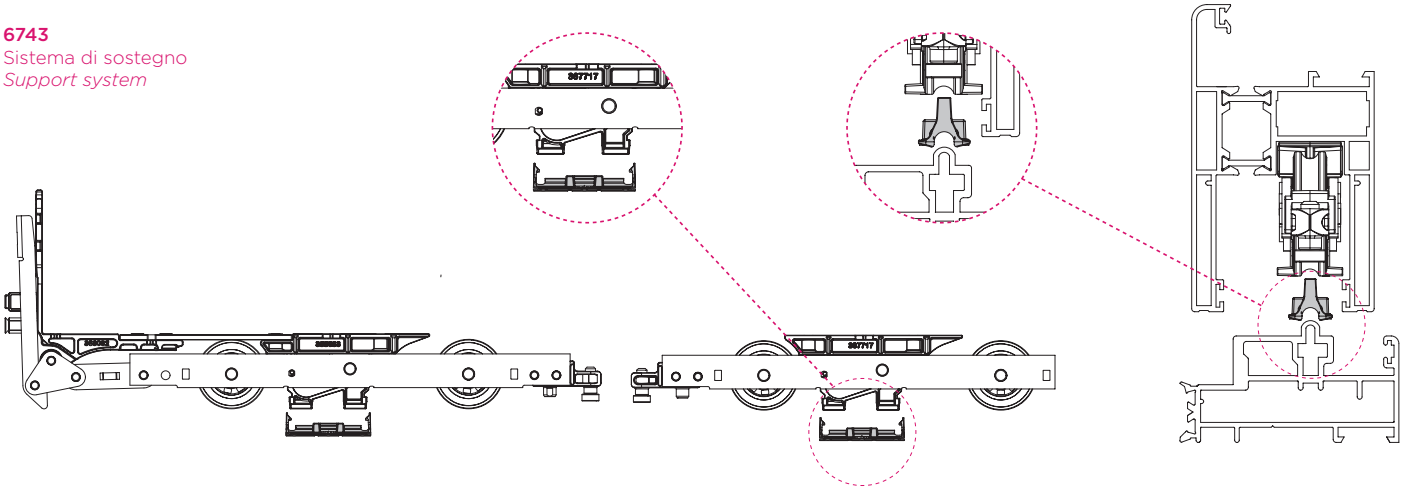

AS300

ACCESSORI SUPPLEMENTARI

DESCRIZIONE | *DESCRIPTION*	ART.
ITALIA Martellina *ITALIA Handle*	3080.20
KARMA - Maniglione alzante con vaschetta di traino esterna *KARMA - Lift and slide handle with external pull handle"*	3081.20
KARMA - Maniglione alzante *KARMA - Lift and slide handle*	3081.21
KARMA - Maniglione alzante con predisposizione per cilindro con vaschetta di traino esterna *KARMA - Lift and slide handle with key and external pull handle*	3081.30
KARMA - Maniglione alzante con predisposizione per cilindro *KARMA - Lift and slide handle with key*	3081.31
Vaschetta di traino esterna *External pull handle*	6399.1

DESCRIZIONE | *DESCRIPTION*	ART.
"ITALIA" Doppia martellina "ITALIA" Double handle	3080.25
KARMA - Maniglione per alzante con predisposizione per cilindro KARMA - Double handle for lift and slide with key	3081.35

Art. 3080.20

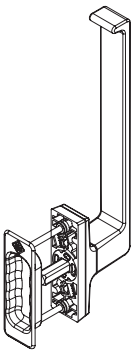

Art. 3081.20

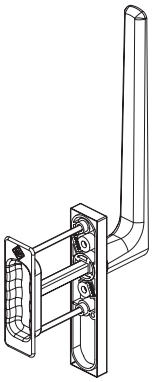

Art. 3081.30

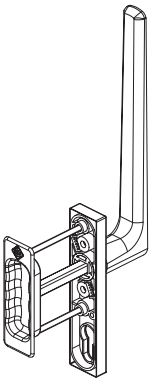

Art. 3081.31

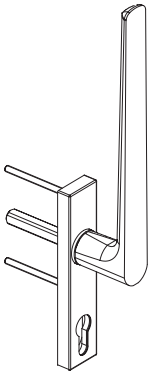

Art. 3080.25

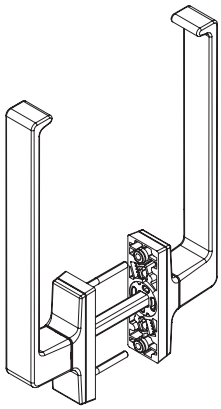

Art. 3081.35

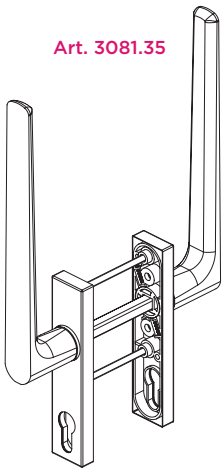

Estrusore *Extruder*	Serie *Series*	Spessore asta *Cremone wthickness*	Chiusura *Lock*	Spessore riscontro Lock thickness Art. 6734.30	Spessore carrelli *Rollers thickness*	Supporto carrelli *Rollers support* Art. 6743	Entrata asta di chiusura *Backset Kit Cremone*
ALEXIA	155 ARCHER	6736.20	6720.8	NO	6742.20	SI	27,5 (6732.*-6733.*)
ALL.CO	HT 160 S	6736.18	6734.1	NO	6742.18	SI	37,5
	HT 160S AW	6736.18	6734.1	NO	6742.18	SI	37,5
ALSISTEM	Planet TOP SLIDE 160	6736.20	6734.2	NO	6742.20	SI	37,5
	TOP SLIDE WODD 214	6736.20	6734.2	NO	6742.20	SI	37,5
ALUK	SC 140 TT	6736.20	6734.5	SI	6742.20	SI	27,5
ALUMIL	S 700 (prof. S70710)	NO	6734.3	NO	NO	SI	27,5
	S 700 (prof. S70706)	6736.20	6734.1	NO	6742.20	SI	37,5
CLL	Tecno 140 slide TT plus	6736.22	6734.1	NO	6742.22	SI	27,5
COLMA	MAS 129 TT	6736.25	6734.3	NO	6742.25	SI	27,5
EKU Sistemi (Gruppo Profilati)	EKU TT AS	6736.32	6734.1	NO	6742.32	SI	37,5
	EKU Woodart TT AS	6736.32	6734.1	NO	6742.32	SI	37,5
	Eku 170 AS TT	6736.25	6734.4	NO	6742.25	SI	37,5
ETA	AS 1300 TI	NO	6734.2	NO	NO	SI	37,5
	AS 1800W	6736.22	6734.2	NO	6742.22	SI	37,5
GASTALDELLO	EL 120 S	6736.25	6734.1	NO	6742.25	SI	37,5
	EL 170 S	6736.25	6734.1	NO	6742.25	SI	37,5
INDINVEST	PLATHINA VIP SLIDE	6736.22	6734.4	NO	6742.22	SI	27,5
	Gold AS125	6736.22	6734.4	NO	6742.22	SI	27,5
	Dogma DAS	6736.22	6734.4	NO	6742.22	SI	27,5
Noval System	Land Scape	6736.18	6734.4	NO	6742.18	SI	37,5
Ponzio	SL 1200 TT	NO	6734.1	NO	NO	SI	27,5
REYNAERS	CP 155	6736.20	6734.1 6735	NO	6742.20	SI	37,5
TOMA	Atlantis 150 AS TT	6736.16	6734.6	NO	6742.16	SI	37,5

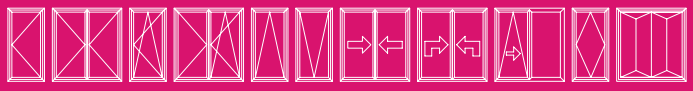

NOTE / NOTES

SCORREVOLE PARALLELO
TILT AND SLIDE
COULISSANT A TRANSLATION
OSCILO PARALELO

SP160 – KIT CHIUSURA C.E.

KIT CHIUSURE PERIMETRALI C.E. VERSIONE MANUALE E SEMIAUTOMATICA

Kit chiusure perimetrali C.E. versione manuale e semiautomatica
Euro Groove perimeter locking kit, manual and semi-automatic version
Kit fermetures périmétrales G.E. version manuelle et semi-automatique
Kit de cierre perimetral CE en versión manual y semiautomática



Rinvio d'angolo, terminali e riscontri in zama,viti inox. Manuale fino a 100Kg Semiautomatico fino a 160 Kg.

Transmission corner, rod ends and strikers in zamak. Stainless steel screws. Manual version up to 100 kg. Semi-automatic version up to 160 kg.

Renvoi d'angle, terminales et gâches en zamak, vis inox. Manuel jusqu' à 100Kg. Semi-automatique jusqu'à 160 Kg.

Ángulo de reenvío, terminal y cerraderos en zamac, tornillos en inox. Versión manual hasta 100 kg. Versión semiautomática hasta 160 kg.

ART.	3920.1 | 3920.2			
Imballo | Package | Conditionnement | Embalaje	1 Pz			
Finiture disponibili | Available finishes Finitions disponibles | Acabados disponibles	1	2	3	4

Art. 3920.1 Kit base - Manuale*
*Base kit - Manual**

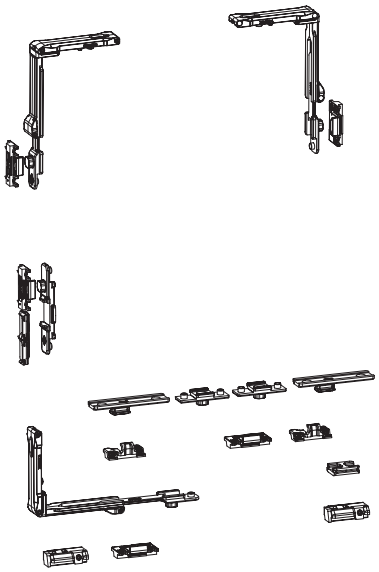

Max 100 kg

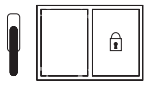

Chiusura | *Locking*

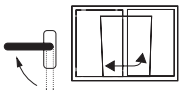

Scorrevole | *Slide*

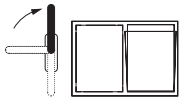

Ribalta | *Tilt*

* Portata max 100 Kg / Dimensione max L 1280 x H 2380

Art. 3920.2 Kit base - Semiautomatico*
*Base kit - Semiautomatic**

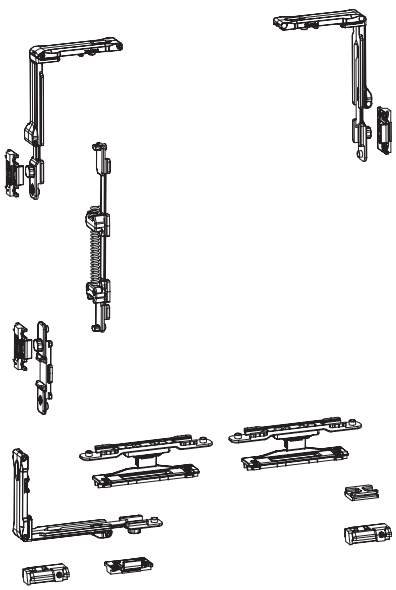

Max 160 kg



Chiusura | *Locking*

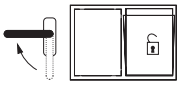

Ribalta | *Tilt*

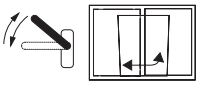

Scorrevole | *Slide*

* Portata max 160 Kg / Dimensione max L 1680 x H 2380

Riferimento nodo CAMERA EUROPEA
EURO GROOVE section riferiment

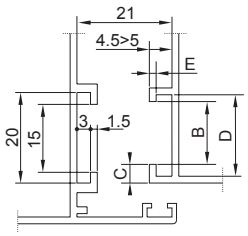

Art	Nodo | *Section*
3920.1 3920.2	A01 - A03 - A05

B	C	D	E
14	4	18	1.5
13.5	3.2	16.8	2.4
12	2.9	15	1.5
10	4.2	14.5	1.5

REGOLAZIONI | ADJUSTEMENT

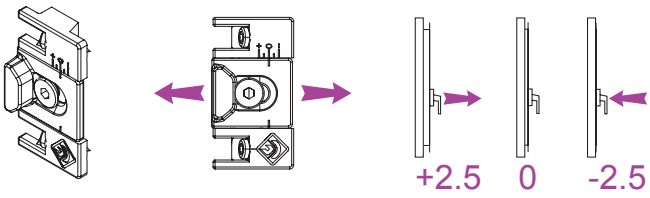

SP160 - KIT CHIUSURE Cava Erre

KIT CHIUSURE PERIMENTRALI VERSIONE MANUALE E SEMIAUTOMATICA

Kit chiusure perimentrali versione manuale e semiautomatica
Perimeter locking kit manual and semi-automatic version
Kit fermetures perimetrales version manuelle et semi-automatique
Kit de cierre perimetral en versión manual y semiautomática



Rinvio d'angolo, terminali e riscontri in zama,viti inox. Manuale fino a 100Kg. Semiautomatico fino a 160 Kg.

Transmission corner, rod ends and strikers in zamak. Stainless steel screws. Manual version up to 100 kg. Semi-automatic version up to 160 kg.

Renvoi d'angle, terminales et gâches en zamak, vis inox. Manuel jusqu' à 100Kg. Semi-automatique jusqu'à 160 Kg.

Ángulo de reenvío, terminal y cerraderos en zamac, tornillos en inox. Versión manual hasta 100 kg. Versión semiautomática hasta 160 kg.

ART.	3921.1 | 3921.2			
Imballo | Package | Conditionnement | Embalaje	1 Pz			
Finiture disponibili | Available finishes Finitions disponibles | Acabados disponibles	1	2	3	4

Art. 3921.1 Kit base - Manuale
Base kit - Manual

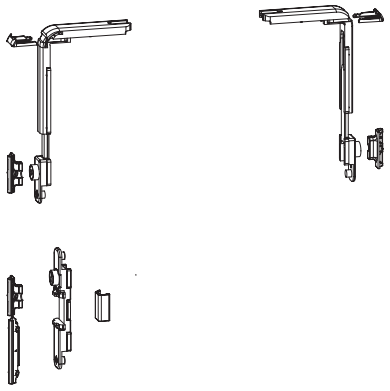

Max 100 kg

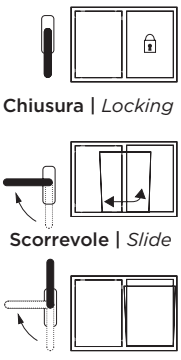

Chiusura | *Locking*
Scorrevole | *Slide*
Ribalta | *Tilt*

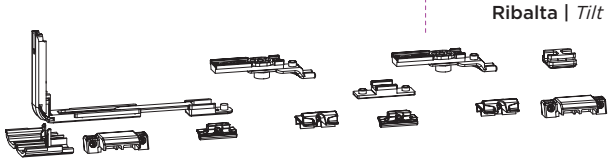

* Portata max 100 Kg / Dimensione max 1280 x H 2380

Art. 3921.2 Kit base - Semiautomatico
Base kit - Semiautomatic

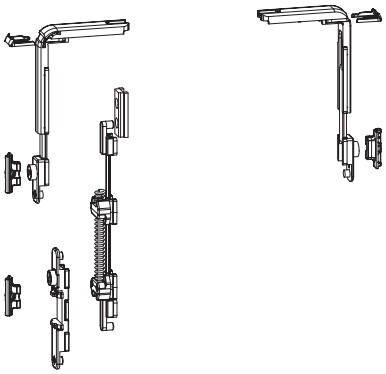

Max 160 kg

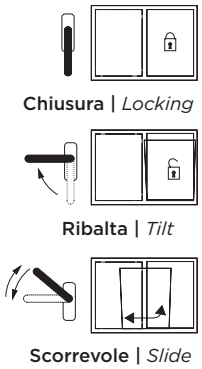

Chiusura | *Locking*
Ribalta | *Tilt*
Scorrevole | *Slide*

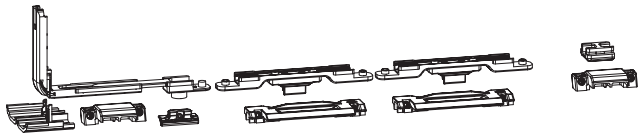

* Portata max 160 Kg / Dimensione max L 1680 x H 2380

Riferimento nodo ERRE
ERRE system section riferiment

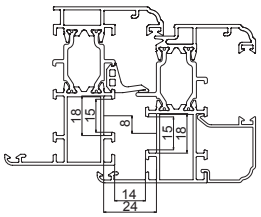

Art	Nodo | *Section*
3921.1 3921.2	A08

REGOLAZIONI | ADJUSTEMENT

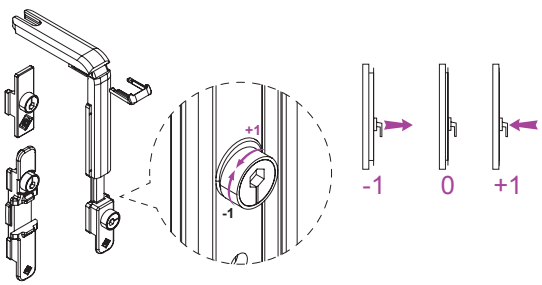

SP160 - GRUPPO CARRELLI

GRUPPO CARRELLI 100 KG UNIVERSALI

Gruppo carrelli 100 Kg universali | Rollers set 100 kg universal I Groupe chariots 100 Kg universaux | Patines 100 kg universales





Cassa e braccetti in Alluminio, corpo carrello in Zama e carrucole in Delrin.

Case and arms in aluminium, roller body in zamak and pulley in derlin

Caisse et bras En Aluminium, corps chariot en Zamak et poulies en Delrin.

Tapas y compases en aluminio. Ruedas con cuerpo en zamak y rodamiento en Delrin

ART.	3900.200S 3900.200D			
Imballo | Package | Conditionnement | Embalaje	1 Cp			
Finiture disponibili | Available finishes Finitions disponibles | Acabados disponibles	1	2	3	4

Sinistra | *Left*	Destra | *Right*
3900.200S	3900.200D
	

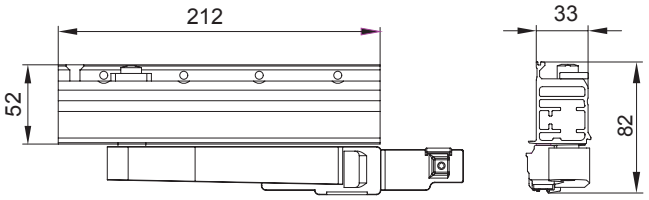

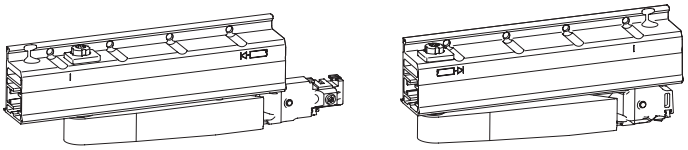

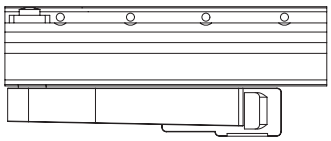

REGOLAZIONI | *ADJUSTING*

Grano di regolazione in altezza con protezione anti torsione
Height adjusting screw with anti-twist protection

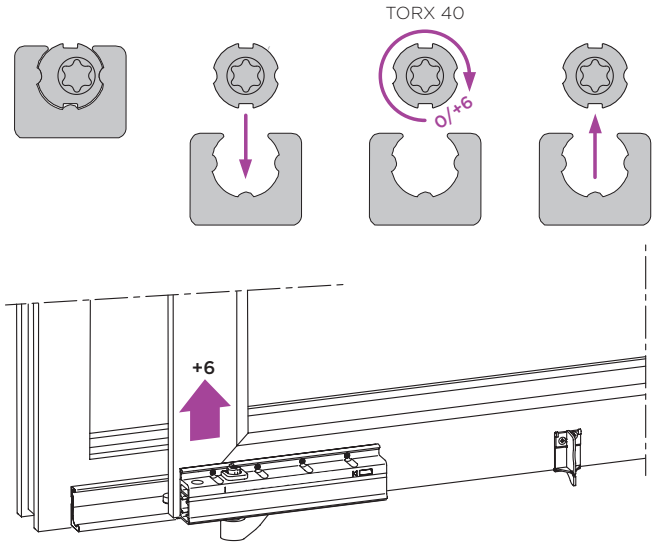

INDICAZIONI DI MONTAGGIO | *MOUNTING*

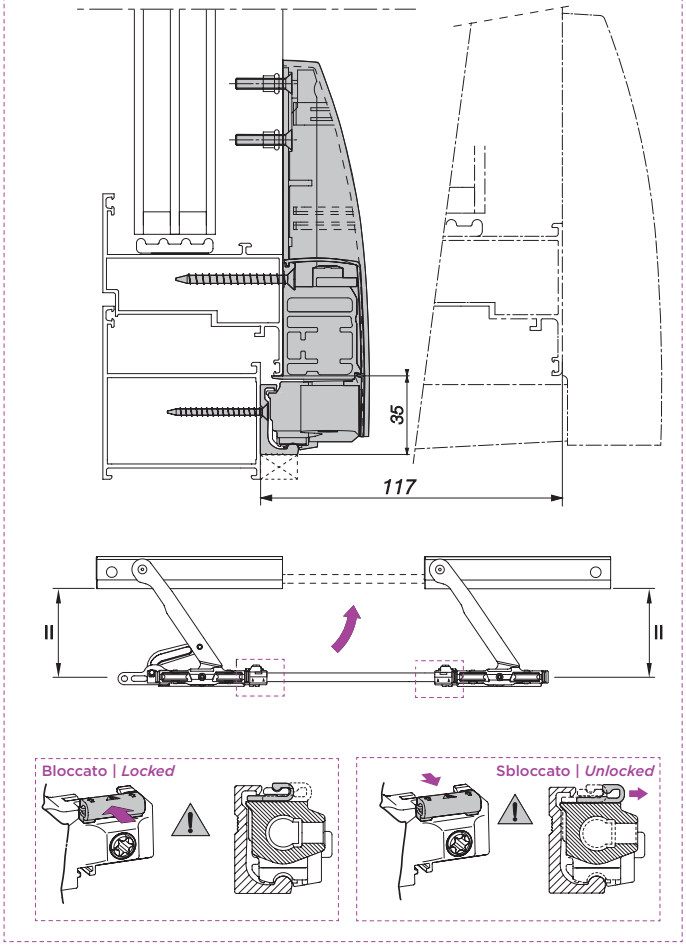

SP160 - GRUPPO FORBICI

GRUPPO FORBICI INDIPENDENTI 160 KG UNIVERSALI

Gruppo forbici indipendenti 160 Kg universali | Stay arms independent 160 kg, universal | Groupe compas indépendants 160 kg universaux | Conjunto de brazos independientes, para 160 Kgs, universal



Forbici in acciaio, pattini in Delrin e Acciaio.

Stainless steel arms, sliders in Delrin and steel.

Compas en acier, patins en Delrin et Acier.

Brazos en acero y patines en Delrin y acero.

ART.	3915			
Imballo | Package | Conditionnement | Embalaje	1 Cp			
Finiture disponibili | Available finishes Finitions disponibles | Acabados disponibles	1	2	3	4

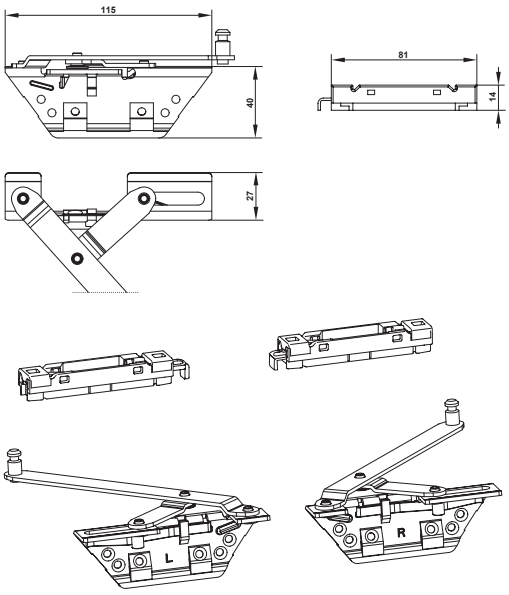

INDICAZIONI DI MONTAGGIO | *MOUNTING*

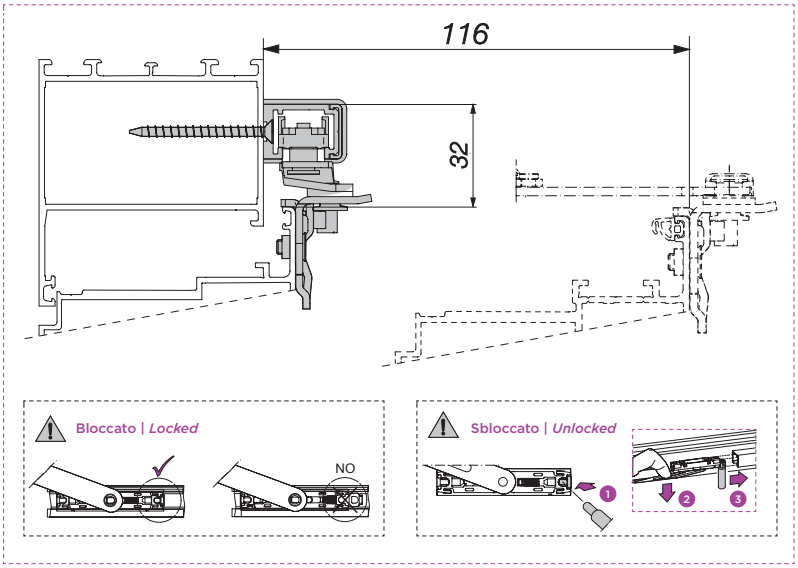

REGOLAZIONI | *ADJUSTING*

Grano regolazione pressione
Pression adjusting screw

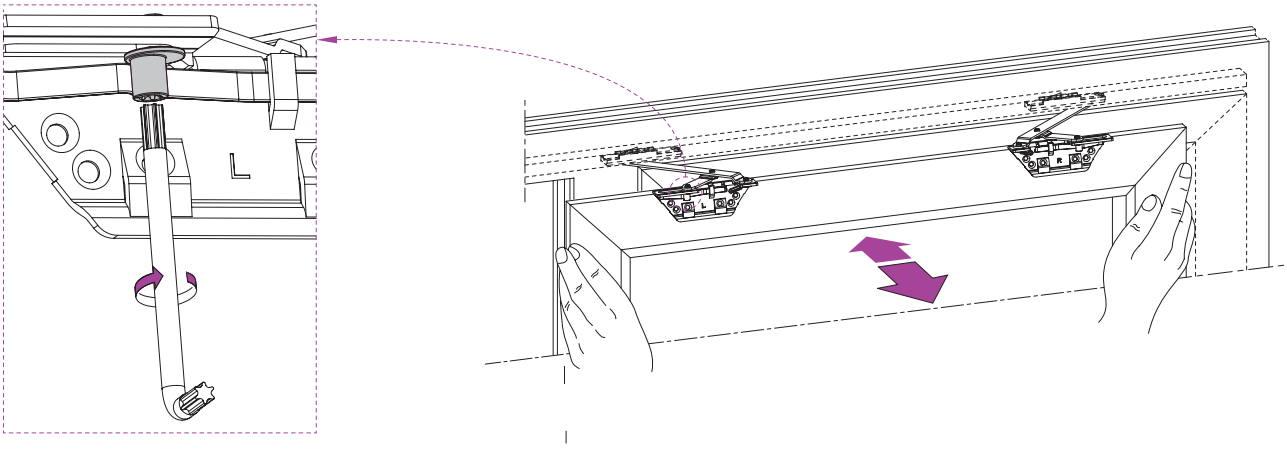

SP160 – GUIDE E COVER

KIT BINARI, COVER E RISCONTRI SUPERIORI E INFERIORE APPLICAZIONE UNIVERSALE



Kit binari, cover e riscontri superiori e inferiore applicazione universale | Kit of guides, covers, upper and lower strikers. Universal application. | Kit voies, cover et gâches supérieure et inférieure application universelle | Kit de guias, tapas y cerraderos superior e inferior de aplicación universal.

Guide e cover in Alluminio, asta in Acciaio e componenti in Zama, Nylon e Abs.

Guides and covers in aluminium, steel rod and zamak components, nylon and ABS polymer.

Glissières et cover en Aluminium, tringle en Acier et composants en Zamak, Nylon et Abs.

Guias y cubiertas en aluminio. Pletinas en acero y otros componentes en zamak, nylon y polimero ABS.

ART.	3940.11 3940.12 | 3940.13			
Imballo | Package | Conditionnement | Embalaje	1 Pz			
Finiture disponibili | Available finishes Finitions disponibles | Acabados disponibles	1	2	3	4

ART.	L anta / *sash*	L guide / *guides*
3940.11	670 - 930	1930
3940.12	931 - 1280	2630
3940.13	1281 - 1680	3430

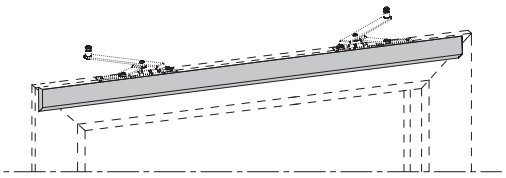

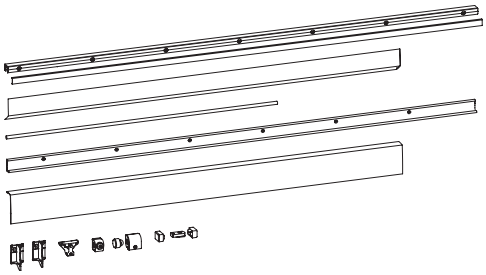

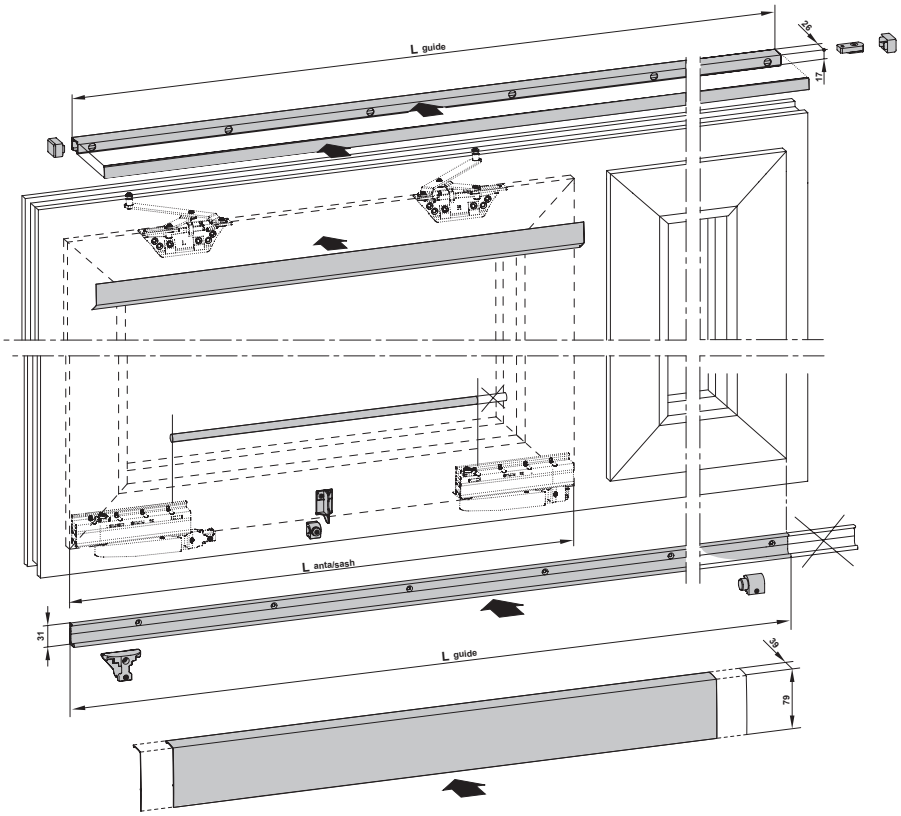

SP160 – KIT COVER <100Kg

KIT COVER FORBICI E CHIUDI BINARIO PER CONFIGURAZIONI PORTATA< 100 KG

Kit cover forbici e chiudi binario per configurazioni portata <100 Kg
Kit of covers for stay arms, and frame closing for configuration <100 Kg
Kit cover compas et ferme voie pour configurations portée <100 Kg
Kit de cubiertas para brazos y guias en configuración hasta 100 Kgs



Cover in abs

Covers in ABS

Cover en abs

Cubiertas en ABS

ART.	3910.11			
Imballo | Package | Conditionnement | Embalaje	1 Pz			
Finiture disponibili | Available finishes Finitions disponibles | Acabados disponibles	1	2	3	4

Art. 3910.11

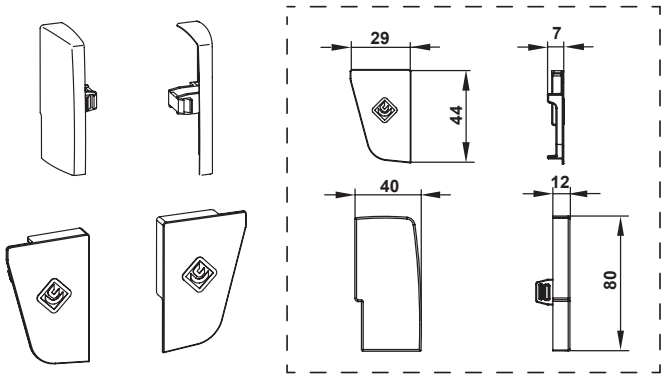

In abbinamento agli art. 3940.11 - 3940.12 - 3940.13
Combined with art. 3940.11 - 3940.12 - 3940.13

H \ L	670	800	900	1000	1100	1200	1280
2380	X	X	X	X	X	X	13
2300	X	X	X	X	X	14	14
2200	X	X	X	X	X	15	14
2100	X	X	X	X	17	16	15
2000	X	X	X	X	18	17	16
1900	X	X	X	21	19	18	16
1800	X	X	X	22	20	19	17
1700	X	X	26	24	21	20	18
1600	X	X	28	25	23	21	20
1500	X	33	30	27	24	22	21
1400	X	36	32	29	26	24	22
1300	46	38	34	31	28	26	24
1200	50	42	37	33	30	28	26
1100	50	45	40	36	33	30	28
1000	50	50	44	40	36	33	31
930	50	50	48	43	39	36	34

L = 670 - 1280
H = 930 - 2380

H : L = max 2 : 1

20 — **Anta eseguibile con spessore vetro Max 20mm**
Sash size executable with Max glass thickness 20mm

X — **Dimensione non eseguibile**
Not feasible

SP160 - KIT RINFORZO E COVER 160 KG

KIT COVER FORBICI, RINFORZI CARRELLO E COVER RINFORZI PER PORTATE DA 100 A 160 KG



Kit cover forbici, rinforzi carrello e cover rinforzi per portate da 100 a 160 Kg | Kit of covers for stay arms, pulley and covers reinforcements for weight >=100 <= 160 Kg | Kit cover compas , supports chariot et cover supports pour portées >=100 <= 160 Kg | Kit de cubiertas para compases y refuerzos de patines, para pesos de 100 hasta 160 Kgs

Cover in ABS, rinfozo e viti inox

Covers in ABS, stainless steel screws and reinforcements.

Cover en ABS, support et vis inox.

Cubiertas en ABS, refuerzo y tornilleria en acero inox.

ART.	3910.12			
Imballo | Package | Conditionnement | Embalaje	1 Pz			
Finiture disponibili | Available finishes Finitions disponibles | Acabados disponibles	1	2	3	4

Art. 3910.12

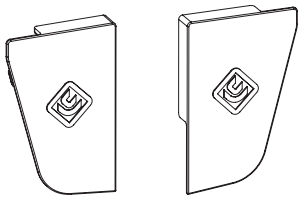

In abbinamento agli
art. 3940.11 - 3940.12 - 3940.13
Combined with
art. 3940.11 - 3940.12 - 3940.13

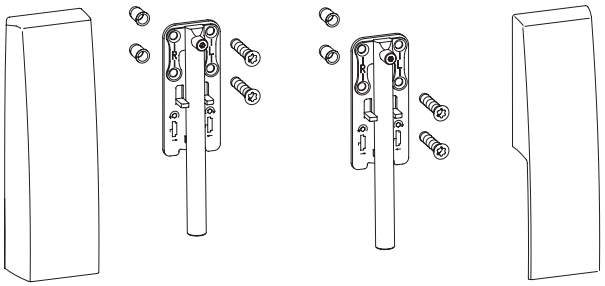

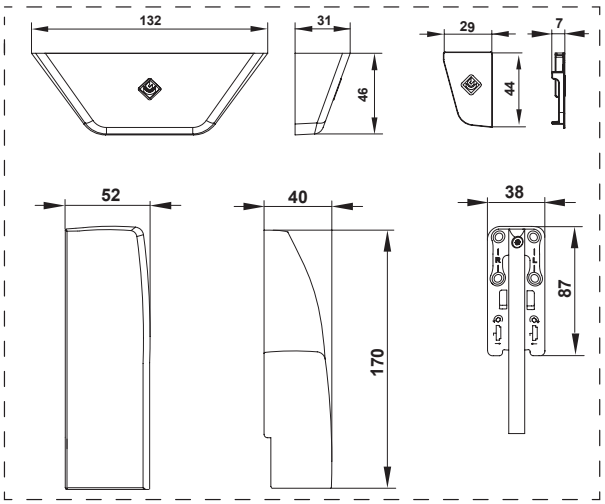

H \ L	670	800	900	1000	1100	1200	1300	1400	1500	1680
2380	X	X	X	X	X	X	21	19	18	17
2300	X	X	X	X	X	23	21	20	19	17
2200	X	X	X	X	X	24	22	21	19	18
2100	X	X	X	X	28	25	23	22	20	19
2000	X	X	X	X	29	27	25	23	21	20
1900	X	X	X	34	31	28	26	24	22	21
1800	X	X	X	36	32	30	27	25	24	22
1700	X	X	42	38	34	31	29	27	25	24
1600	X	X	44	40	36	33	31	29	27	25
1500	X	50	47	43	39	36	33	30	28	27
1400	X	50	50	46	42	38	35	33	30	29
1300	50	50	50	49	45	41	38	35	33	31
1200	50	50	50	50	48	44	41	38	36	33
1100	50	50	50	50	50	48	45	42	39	36
1000	50	50	50	50	50	50	49	46	43	40
930	50	50	50	50	50	50	50	49	46	43

L = 670 - 1680
H = 930 - 2380

H : L = max 2 : 1

20 — **Anta eseguibile con spessore vetro Max 20mm**
Sash size executable with Max glass thickness 20mm

X — **Dimensione non eseguibile**
Not feasible

INCONTRO MOBILE

INCONTRO MOBILE PER APERTURE A BATTENTE ANTA SECONDARIA

Incontro mobile per aperture a battente anta secondaria. | Rod junction for passive sash casement opening | Gache pour dormant à battant | Encuentro para hoja pasiva batiente



Corpo in zama pressofusa, viti in acciaio inox

Die-cast zamak junction, stainless steel screw.

Gâche en zamak moulé sous pression, vis en acier inox.

Encuentro en zama fundida a presión, tornillos en acero inoxidable.

ART.	3941.1			
Imballo | Package | Conditionnement | Embalaje	5 Pz			
Finiture disponibili | Available finishes Finitions disponibles | Acabados disponibles	1	2	3	4

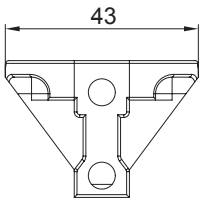

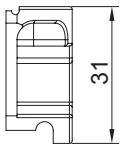



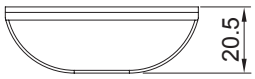

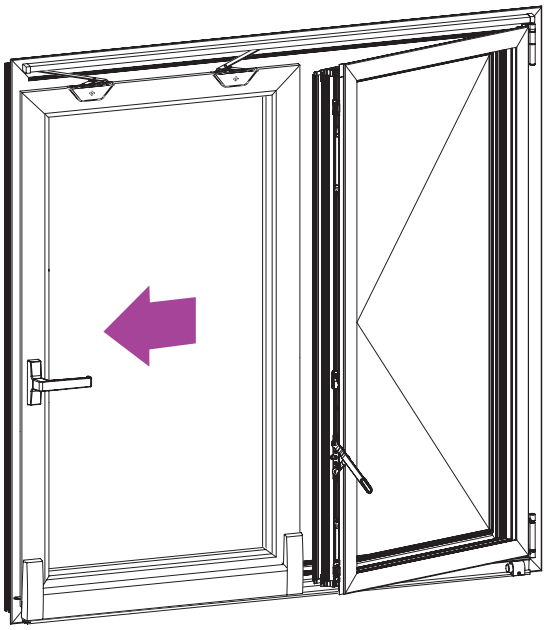

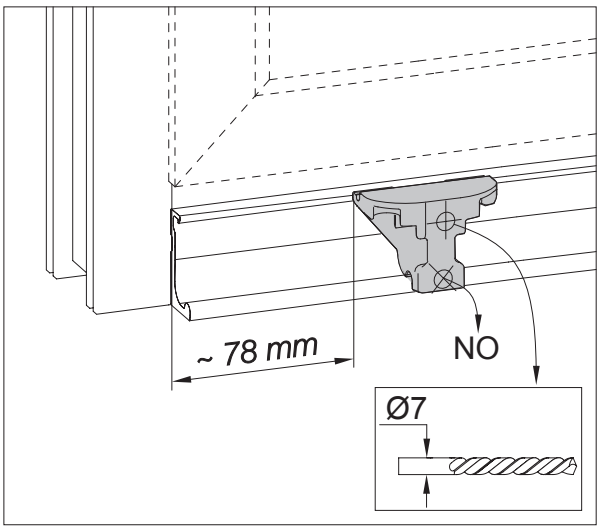

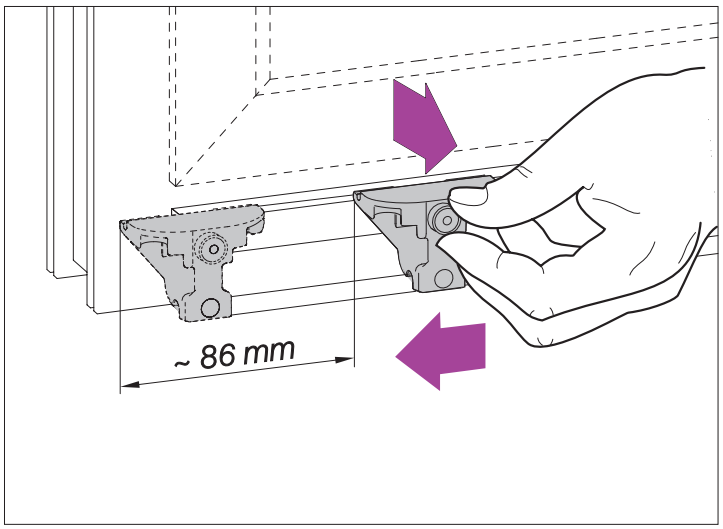

NOTA Utilizzare come dima di posizionamento il particolare che si trova nella confezione delle guide 3940.X
NOTE *Use the particular which is located in the package of guides (art. 3940.X) as a positioning template*

CON COVER / *WITH COVER* 3910.11 - 3910.12



VERSIONE MANUALE - CE

MANUAL VERSION - EURO GROOVE

100 kg
N.D.

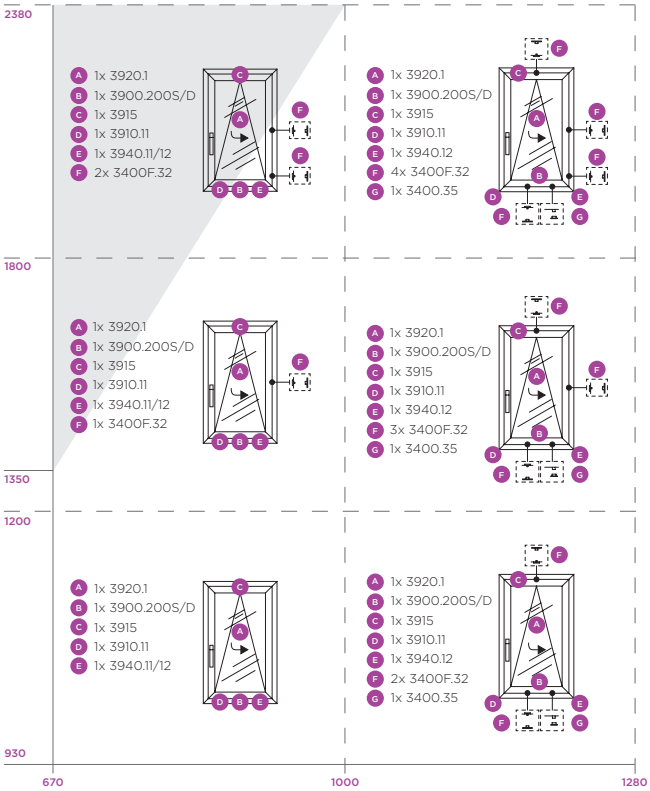

VERSIONE SEMIAUTOMATICA - CE

SEMI-AUTOMATIC VERSION - EURO GROOVE

160 kg
N.D.

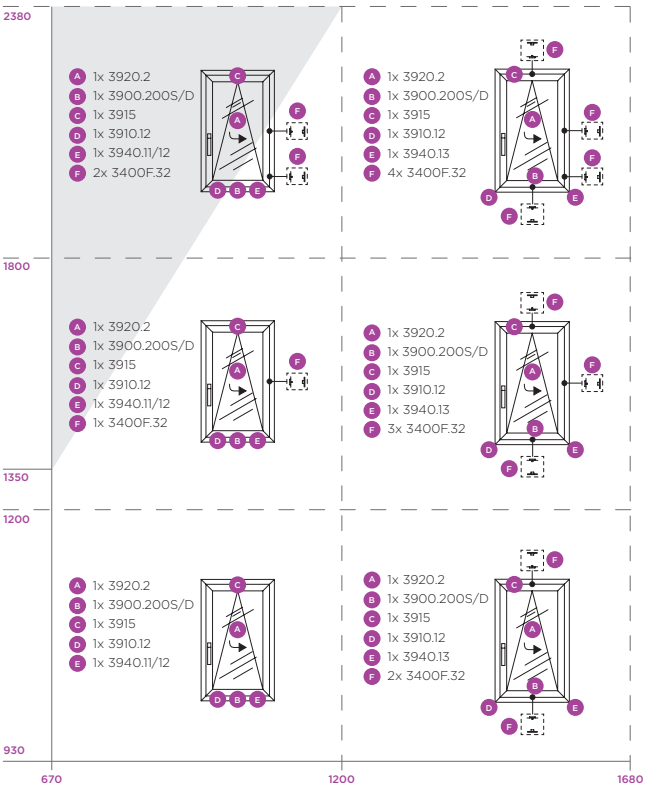

VERSIONE MANUALE - ERRE

MANUAL VERSION - ERRE GROOVE

100 kg
N.D.

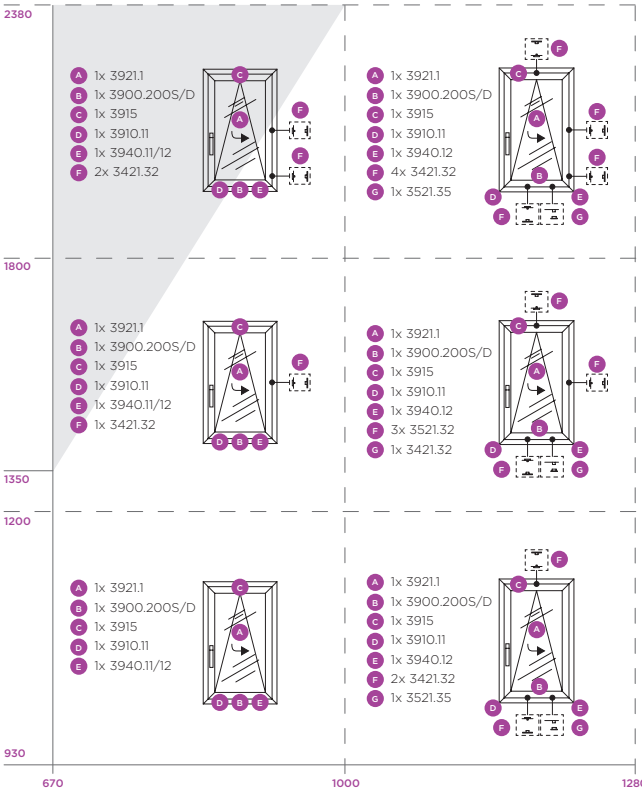

VERSIONE SEMIAUTOMATICA - ERRE

SEMI-AUTOMATIC VERSION - ERRE GROOVE

100 kg
N.D.

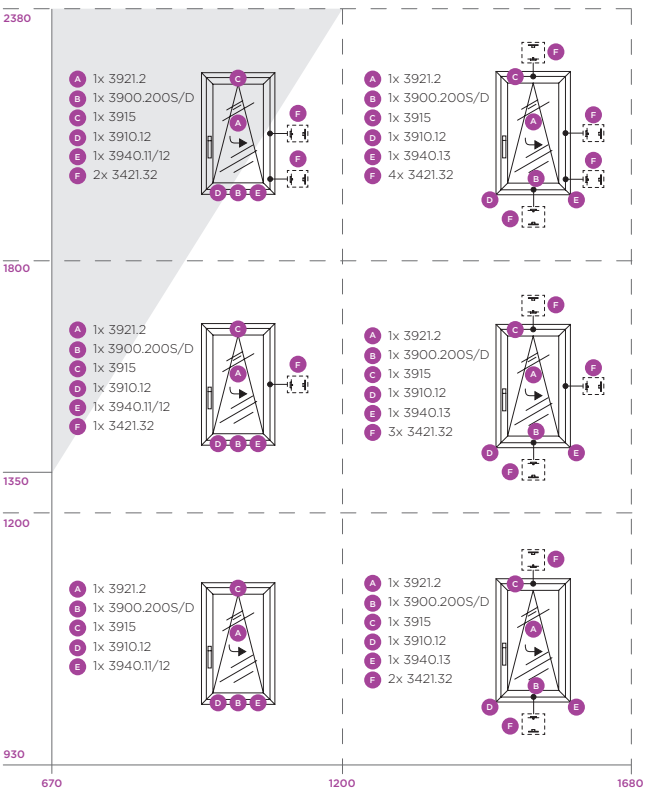

ARTICOLI COMPLEMENTARI

DESCRIZIONE *DESCRIPTION*	ART	ART KIT 3920.1	ART KIT 3920.2	ART KIT 3921.1	ART KIT 3921.2
MOVIMENTAZIONE | *MOVEMENT*					
"WEEN" Punto di chiusura supplementare *"WEEN" Additional locking point*	3400F.32	X	X		
"2.0 DUEPUNTOZERO" Punto di chiusura supplementare *"2.0 DUEPUNTOZERO" Supplementary locking point*	3521.32			X	X
MANIGLIE | *HANDLE*					
"ITALIA" Cremonese *"ITALIA" Cremone bolt*	6018	X		X	
"ITALIA" Cremonese *"ITALIA" Cremone bolt*	6018.41		X		X
"ITALIA" Martellina *"ITALIA" Handle*	3072.7	X	X	X	X
"ITALIA" maniglione no microventilazione *"ITALIA" no microventilation*	3080.8	X	X	X	X
"COMFORT" Martellina no microventilazione *"COMFORT" Handle no microventilation*	3070.7	X	X	X	X
"COMFORT" Martellina con chiave no microventilazione *"COMFORT" Handle with key no microventilation*	3070.9	X	X	X	X
"COMFORT 104" Cremonese *"COMFORT 104" Cremone bolt*	6015	X		X	
"COMFORT 104" Cremonese *"COMFORT 104" Cremone bolt*	6015.41		X		X
"TWIST" Cremonese *"TWIST" Cremone bolt*	6011	X		X	
"COMFORT" Cremonese *"COMFORT" Cremone bolt*	6011.10	X		X	
"COMFORT" Cremonese no microventilazione *"COMFORT" Cremone bolt no microventilation*	6010.41		X		X
"COMFORT 104" Cremonese con chiave *"COMFORT 104" Cremone bolt with key*	6036	X		X	
"COMFORT" Cremonese con chiave *"COMFORT" Cremone bolt with key*	6032.10	X		X	
"COMFORT" Cremonese con chiave no AFM no microventilazione *"COMFORT" Cremone bolt with key no AFM no microventilation*	6031.41		X		X
KARMA – Martellina per scorrevole parallelo SP160 versione semiautomatica *KARMA – Handle for tilt and slide SP160 semi-automatic version*	3100.41		X		X
KARMA – Cremonese per applicazione con scorrevole parallelo SP160 versione semiautomatica *KARMA – cremone-bolt for tilt and slide SP160 semiautomatic version*	6061.41		X		X
Astina in poliammide *Polyamide rod*	2010.1			X	X
Astina in poliammide *Polyamide rod*	2010.2	X	X		

NOTE / NOTES

APERTURA A LIBRO
FOLDING OPENING
MANOEUVRE À ACCORDÉON
APERTURA PLEGABLE

TOPFLEX
CARRELLO SUPERIORE

Carrello superiore | Upper roller | Chariot inférieur | Carro inferior



Ali e corpo cerniera in alluminio estruso; boccole in nylon; Perni,ruote, viti e grani in accaio inox; piastrine di fissaggio in zama

Extruded aluminium wings and body hinge; Nylon Bush; stainless steel rollers, screws and pin; Zamak fixing plate

Lame et corp paumelle en aluminium extrudè; booucle en nylon; goupilles roues vis et grains en acier inox; plaque de fixation en zamak

Alas y cuerpos bisagra en aluminio extruido; casquillos en nylon; pernios, ruedas, tornillos y prisioneros en acero inox; placas de fijación en zamac

ART.	8810.10 8810.20			
Imballo | Package | Conditionnement | Embalaje	5 Pz			
Finiture disponibili | Available finishes Finitions disponibles | Acabados disponibles	1	2	3	4

ART	A	B	C
8810.10	16 mm	23.5 mm	46 mm
8810.20	13 mm	15 mm	45 mm

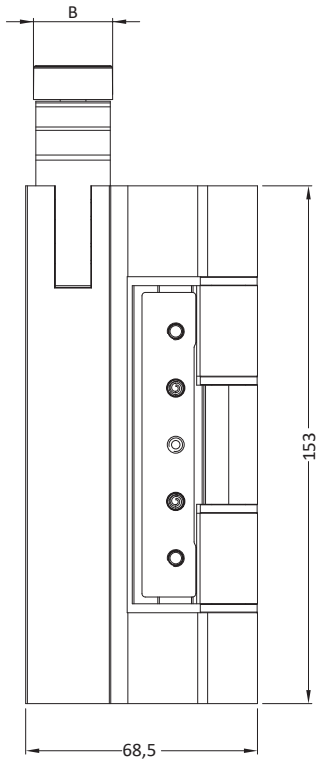

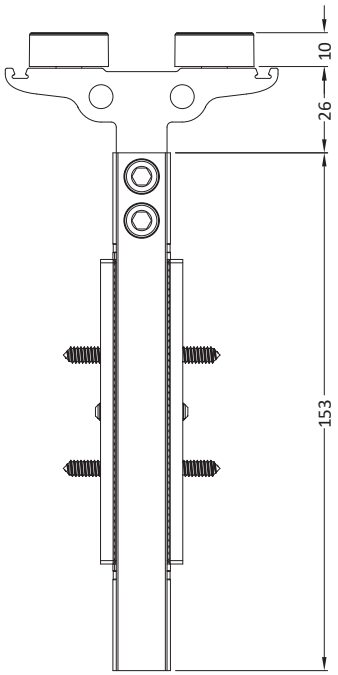

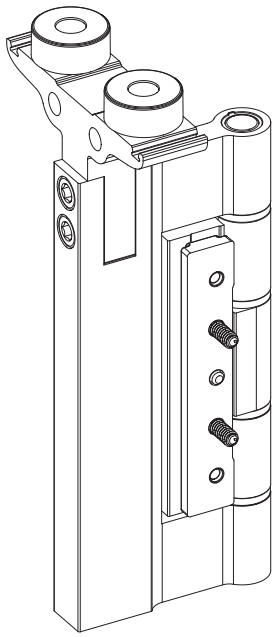

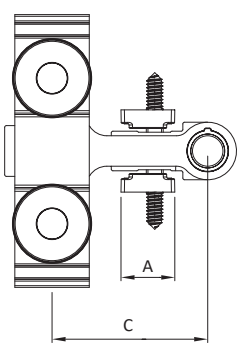

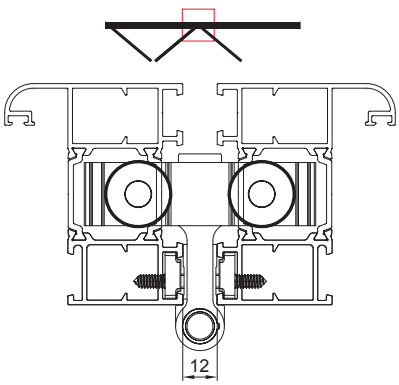

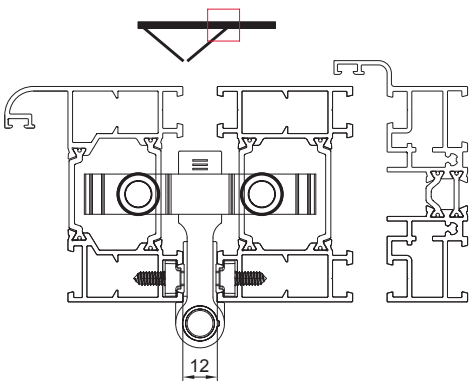

TOPFLEX
CARRELLO INFERIORE

1D 2 2,5 4 5

Carrello inferiore | Lower roller |
Chariot inférieur - vantail pair | Carro superior



Ali e corpo cerniera in alluminio estruso; boccole in nylon; Perni,ruote, viti e grani in accaio inox; piastrine di fissaggio in zama

Extruded aluminium wings and body hinge; Nylon Bush; stainless steel rollers, screws and pin; Zamak fixing plate

Lame et corp paumelle en aluminium extrudè; booucle en nylon; goupilles roues vis et grains en acier inox; plaque de fixation en zamak

Alas y cuerpos bisagra en aluminio extruido; casquillos en nylon; pernios, ruedas, tornillos y prisioneros en acero inox; placas de fijación en zamac

ART.	8810.11 8810.21			
Imballo | Package | Conditionnement | Embalaje	5 Pz			
Finiture disponibili | Available finishes Finitions disponibles | Acabados disponibles	1	2	3	4

ART	A	B	C	D
8810.11	16 mm	32 mm	23.5 mm	46 mm
8810.21	13 mm	24 mm	15 mm	45 mm

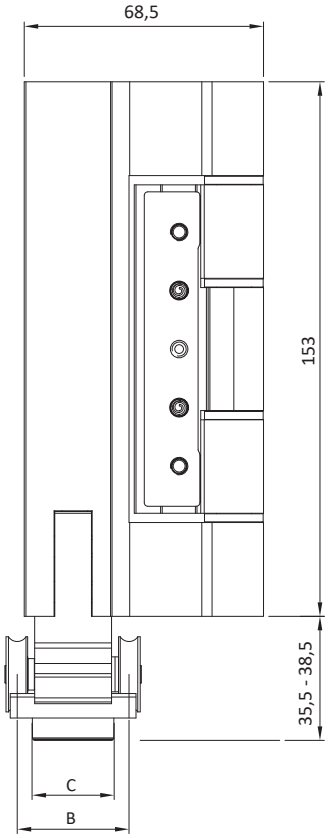

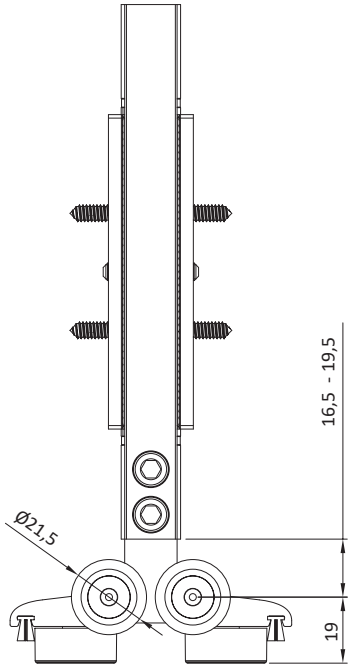

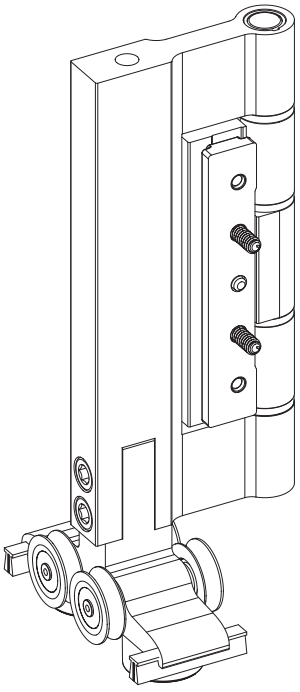

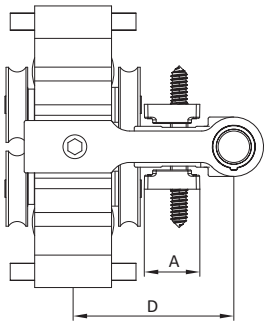

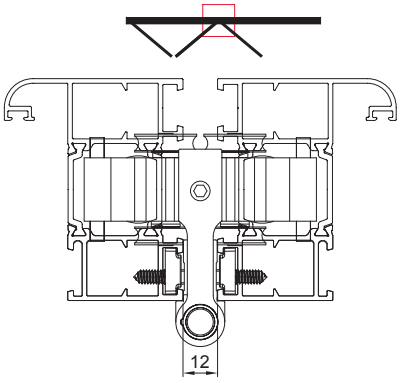

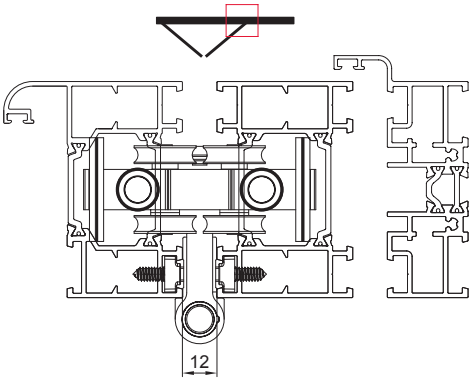

TOPFLEX

CARRELLO INFERIORE ANTA PARI

Carrello inferiore anta pari | Lower roller for even sash
Chariot inférieur - vantail pair | Carro inferior hoja par



Ali e corpo cerniera in alluminio estruso; boccole in nylon; Perni,ruote, viti e grani in accaio inox; piastrine di fissaggio in zama. Per infissi tipologia anta pari

Extruded aluminium wings and body hinge; Nylon Bush; stainless steel rollers , screws and pin ; Zamak fixing plate. For even type windows.

Lame et corp paumelle en aluminium extrudè; booucle en nylon; goupilles roues vis et grains en acier inox; plaque de fixation en zamak .pour les vantail de type pair.

Alas y cuerpos bisagra en aluminio extruido; casquillos en nylon; pernios, ruedas, tornillos y prisioneros en acero inox; placas de fijación en zamac. Para hoja par.

ART.	8811.11			
Imballo | Package | Conditionnement | Embalaje	5 Pz			
Finiture disponibili | Available finishes Finitions disponibles | Acabados disponibles	1	2	3	4

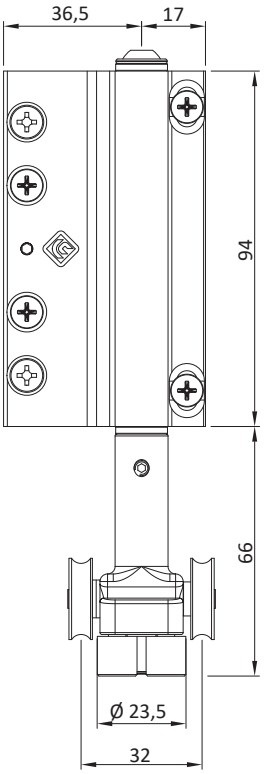

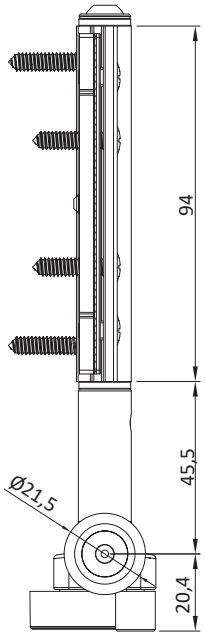



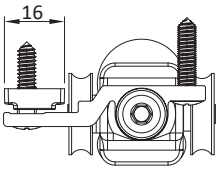

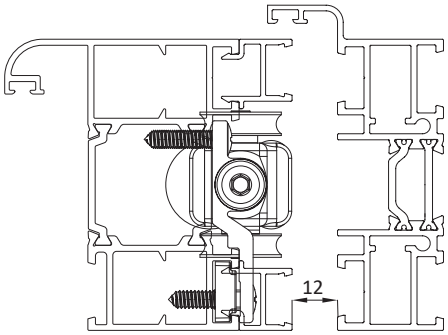

TOPFLEX

CARRELLO SUPERIORE ANTA PARI

Carrello superiore anta pari | Upper roller for even sash
Chariot supérieur - vantail pair | Carro superior hoja par



Ali e corpo cerniera in alluminio estruso; boccole in nylon; Perni,ruote, viti e grani in accaio inox; piastrine di fissaggio in zama. Per infissi tipologia anta pari

Extruded aluminium wings and body hinge; Nylon Bush; stainless steel rollers , screws and pin ; Zamak fixing plate. For even type windows.

Lame et corp paumelle en aluminium extrudè; booucle en nylon; goupilles roues vis et grains en acier inox; plaque de fixation en zamak .pour les vantail de type pair.

Alas y cuerpos bisagra en aluminio extruido; casquillos en nylon; pernios, ruedas, tornillos y prisioneros en acero inox; placas de fijación en zamac. Para hoja par.

ART.	8811.10			
Imballo | Package | Conditionnement | Embalaje	5 Pz			
Finiture disponibili | Available finishes Finitions disponibles | Acabados disponibles	1	2	3	4

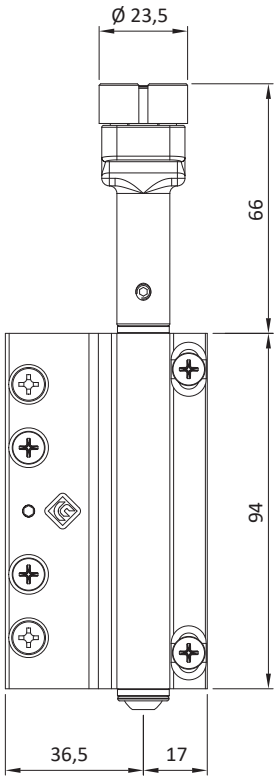

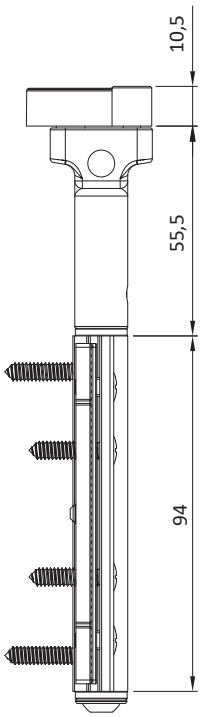



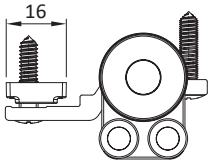

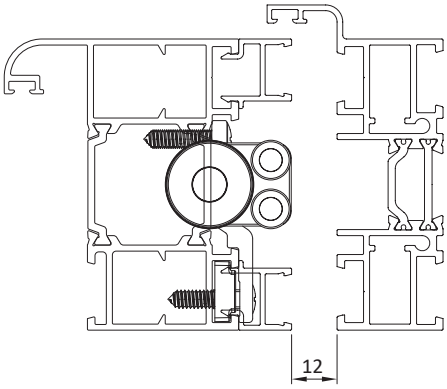

TOPFLEX

CERNIERA CON PIASTRINA AD INFILARE

Cerniera con piastrina ad infilare | Hinge with inserting plate | Paumelle avec contreplaques à enfiler | Mecanismo bireccional regulable



Ali in alluminio estruso; boccole in nylon; Perni, viti e grani in accaio inox; piastrine di fissaggio in zama.

Extruded aluminium wings and body hinge; Nylon Bush; stainless steel rollers, screws and pin; Zamak fixing plate.

Lame en aluminium extrudè;boucle en nylon; vis et grains en acier inox; plaquette de fixation en zamak

Alas en aluminio extruido; casquillos en nylon; pernios, tornillos y prisioneros en acero inox; placas de fijación en zamac

ART.	8815.12 8815.11			
Imballo | Package | Conditionnement | Embalaje	24 Pz			
Finiture disponibili | Available finishes Finitions disponibles | Acabados disponibles	1	2	3	4

ART	A
8815.12	16 mm
8815.11	13 mm

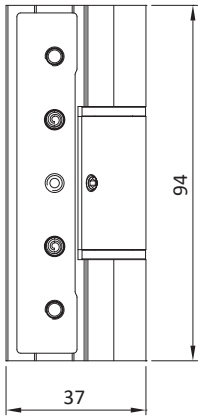

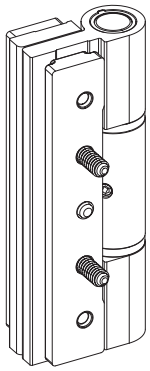

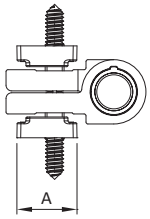

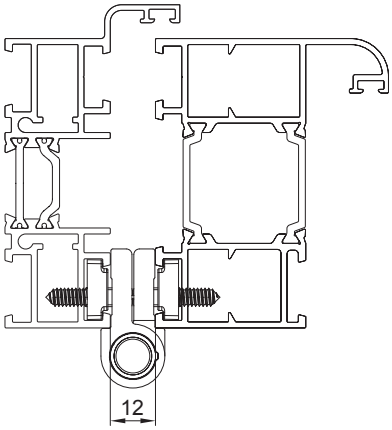

TOPFLEX

CERNIERA DI TRAINO (APERTURA ESTERNA)

Cerniera di traino (apertura esterna) | Pulling hinge (external opening) | Paumelle de tirage (ouverture interne) | Bisagra de traccion (apertura interna)



Ali in alluminio estruso; boccole in nylon; Perni, viti e grani in accaio inox; maniglia e piastrine di fissaggio in zama. Con maniglia di traino integrata per apertura esterna

Extruded aluminium wings and body hinge; Nylon Bush; stainless steel rollers , screws and pin ; Zamak fixing plate. With Pull handle integrated for external opening.

Lame en aluminium extrudè;boucle en nylon; vis et grains en acier inox; plaquette de fixation en zamak .Avec poignèe de tirage integrèe pour ouverture exterieur.

Alas en aluminio extruido; casquillos en nylon; pernios, tornillos y prisioneros en acero inox; placas de fijación en zamac. Con manilla tiradora incluida para apertura externa.

ART.	8816.14 8816.13			
Imballo | Package | Conditionnement | Embalaje	8 Pz			
Finiture disponibili | Available finishes Finitions disponibles | Acabados disponibles	1	2	3	4

ART	A
8816.14	16 mm
8816.13	13 mm

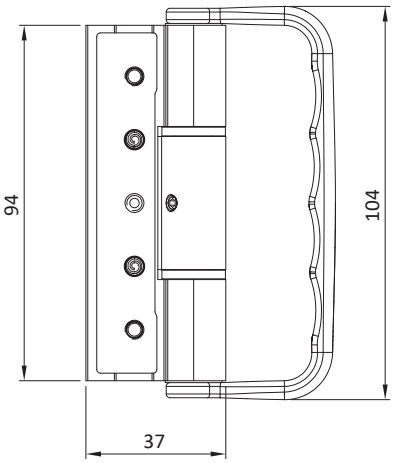

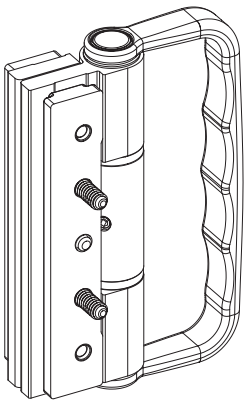

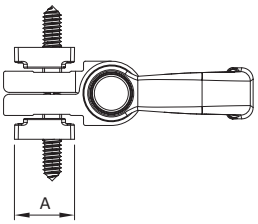

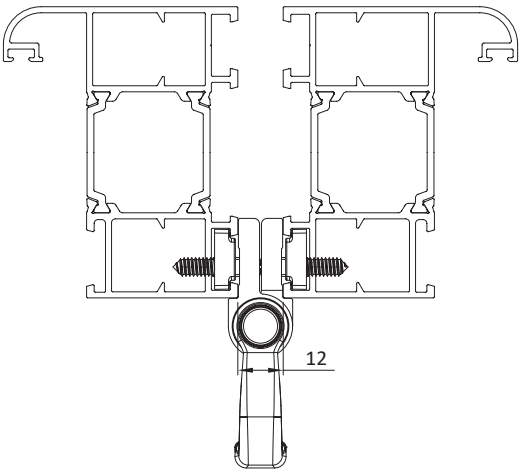

TOPFLEX

MANIGLIA DI TRAINO (APERTURA INTERNA)

Maniglia di traino (apertura interna) | Pull handle |
Poignèe de tirage | Manilla tiradora



Ali in alluminio estruso; boccole in nylon; Perni, viti e grani in accaio inox; maniglia e piastrine di fissaggio in zama. Per apertura interna.

Extruded aluminium wings and body hinge; Nylon Bush; stainless steel rollers, screws and pin; Zamak fixing plate. For internal opening.

Lame en aluminium extrudè;boucle en nylon; vis et grains en acier inox; plaquette de fixation en zamak. Pour ouverture interieur.

Alas en aluminio extruido; casquillos en nylon; pernios, tornillos y prisioneros en acero inox; placas de fijación en zamac. Para apertura interna.

ART.	8816.12 8816.11			
Imballo | Package | Conditionnement | Embalaje	8 Pz			
Finiture disponibili | Available finishes Finitions disponibles | Acabados disponibles	1	2	3	4

ART	A
8816.12	16 mm
8816.11	13 mm

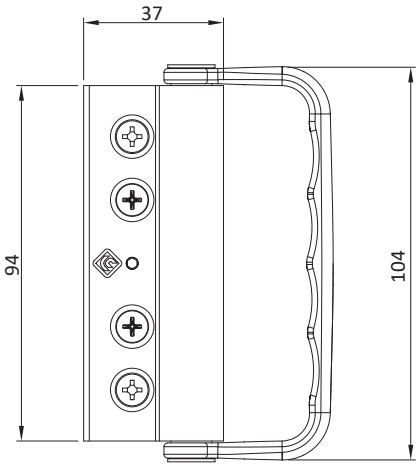

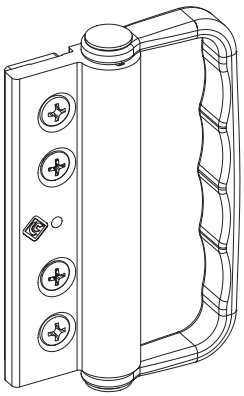

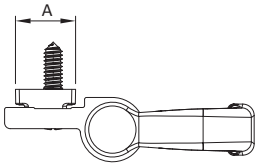

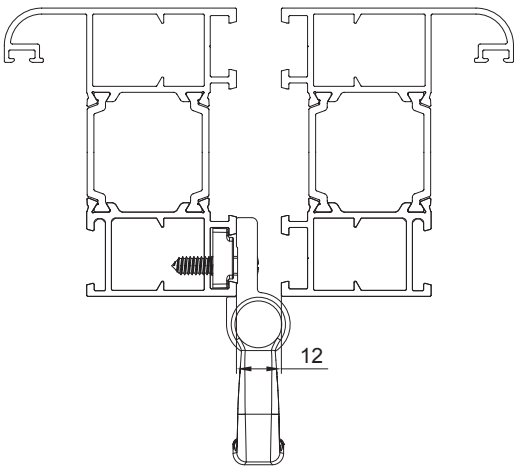

TOPFLEX
MARTELLINA RIBASSATA

Martellina ribassata | Reduced handle |
Béquille à poignée - baissée | Maneta rebajada



Manico in alluminio pressofuso, rotore in zama, cassa in derlin, cover in alluminio, viti e perno in acciaio e bussola in zama.

Handle in die-cast aluminium, zamak rotor, derlin case, aluminium cover, steel screws and pin, zamak bush.

Manche en aluminium moulé sous pression, rotor en zamak, caisse en derlin, cover en aluminium, vis et pivot en acier, bague en zamak.

Mango en aluminio de fundición, rotor en zamac, caja en derlin, tapa en aluminio, tornillos y pernio en acero, casquillo en zamac.

ART.	3094.33			
Imballo | Package | Conditionnement | Embalaje	5 Pz			
Finiture disponibili | Available finishes Finitions disponibles | Acabados disponibles	1	2	3	4

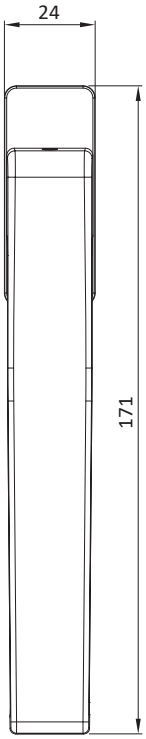

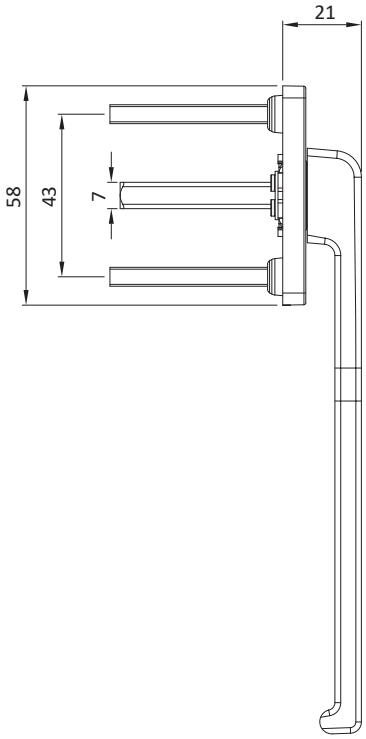

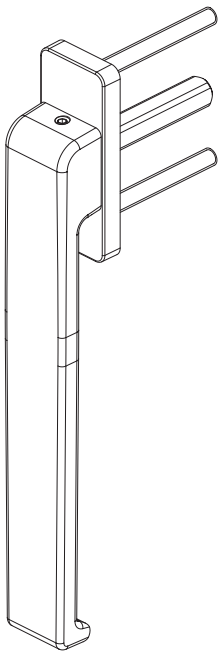

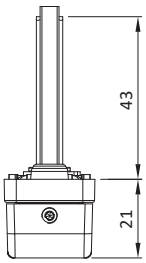

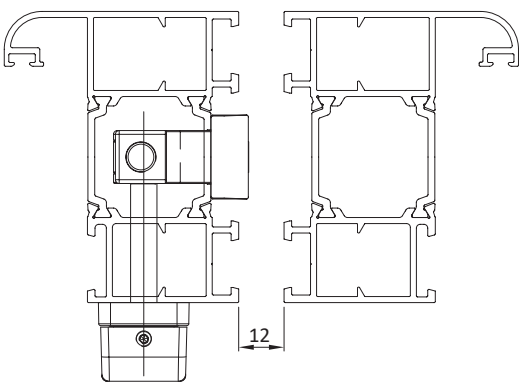

KARMA
MARTELLINA RIBASSATA

Martellina ribassata | Reduced handle |
Béquille à poignée - baissée | Maneta rebajada



Manico, cassa e cover in zama; perno, viti e molle in acciaio zincato; rondelle in derlin.

Handle, case and cover in zamak; pin, screws and springs in galvanized steel; derlin washers.

Manche, caisse et cover en zamak; pivot, vis et ressorts en acier zinguè; rondelles en delrin.

Mango, caja y tapa en zamak; pasador, tornillos y resortes de acero galvanizado; arandelas derlin.

ART.	3106 | 3106.30 3106.31			
Imballo | Package | Conditionnement | Embalaje	5 Pz			
Finiture disponibili | Available finishes Finitions disponibles | Acabados disponibles	1	2	3	4

Art. 3106

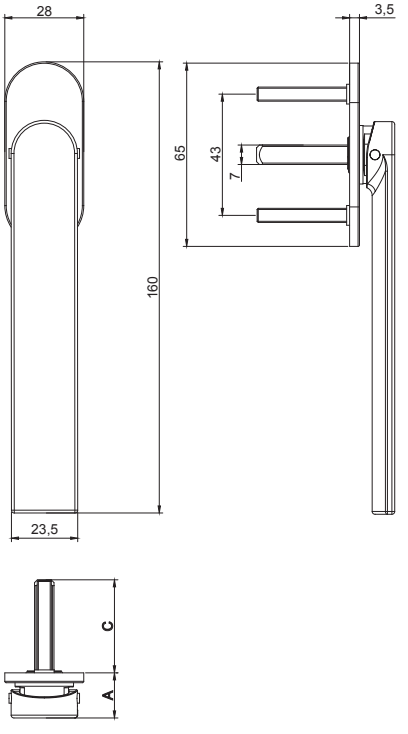

Art. 3106.30 | 3106.31

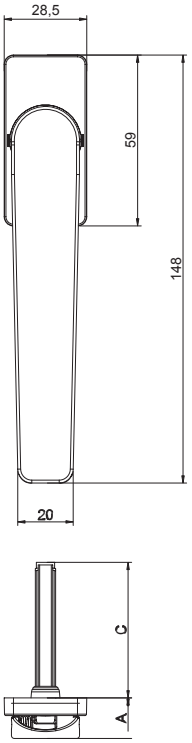

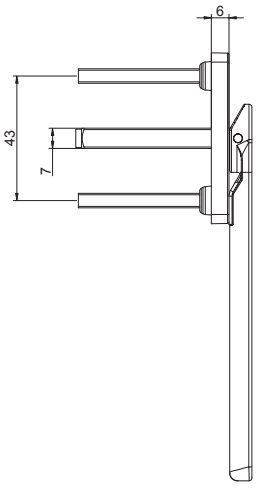

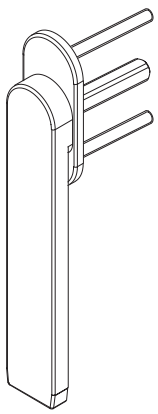

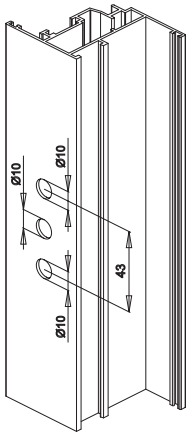

A30 - LIGHTFLEX

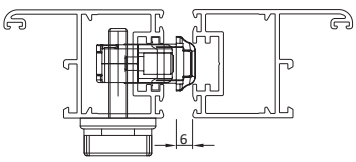

A31 - TOPFLEX

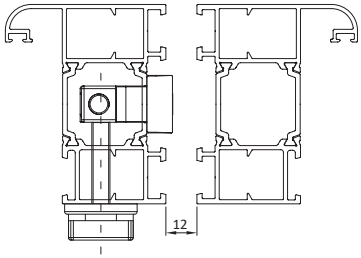

DESCRIZIONE *DESCRIPTION*	ART.	A	C	NODO *SECTION*
KARMA - Martellina ribassata per apertura interna ed esterna *KARMA - Reduced handle for inward and outward opening*	3106	16	33	A30
	3106.30	14	45	A31
	3106.31	14	36	A30

TOPFLEX

MOVIMENTAZIONE BIDIREZIONALE REGOLABILE

1D

Movimentazione bidirezionale | Two-way movement | Mouvement bidirectionnel | Movimiento bidireccional



Cassa, rotore, cremagliere e blocchetti in zama; Tassello di regolazione in alluminio estruso; viti in acciaio inox. Entrata regolabile da 11,5 a 25 mm

Zamak body, case and rotor ; Extruded aluminium adjustment plug; stainless steel screws. Adjustable backset from 11,5 to 25 mm.

Caisse, crémaillerès pignon en zamak; bloc de réglage en aluminium extrudè ; vis en acier inox; entraxe de 11,5 jusq'a 25 mm

Caja, rotor, racks y bloques en zamak; Tapón de ajuste en aluminio extruido; tornillos de acero inoxidable. Entrada ajustable de 11,5 a 25 mm

ART.	3626.10			
Imballo | Package | Conditionnement | Embalaje	6 Pz			
Finiture disponibili | Available finishes Finitions disponibles | Acabados disponibles	1	2	3	4

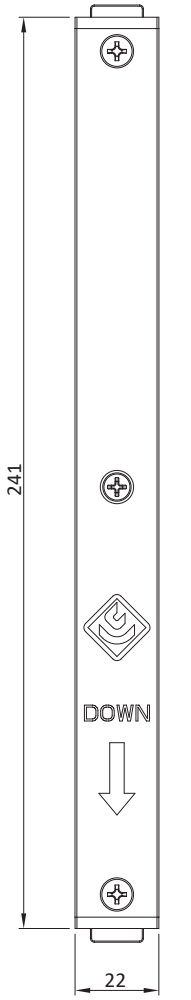

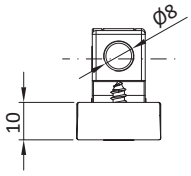

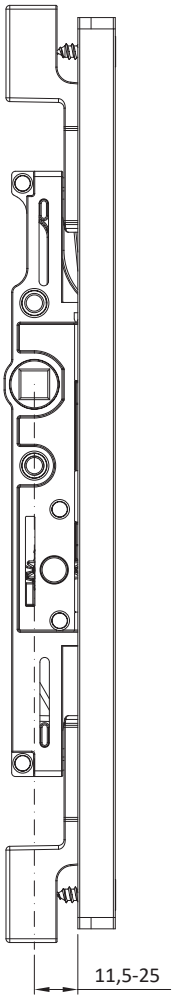

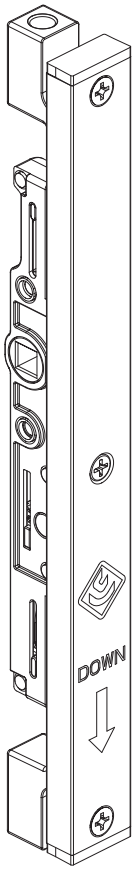

In abbinamento art. 3626.42
Combined with art. 3626.42

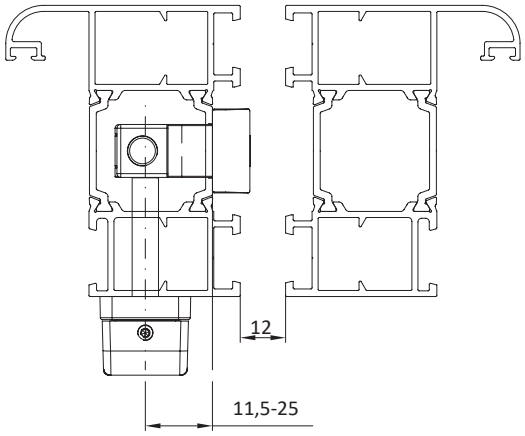

TOPFLEX

SERRATURA DA MONTANTE BIDIREZIONALE ASTE INTERNE

Serratura da montante bidirezionale aste interne | Bidirectional Vertical lock with internal rod | Serrure bidirectionnel avec tige intérieurs | Cerradura de jamba bidireccional varillas internas



Materiali Vari.
Entrata 22,5 mm, aste interne M8. Serratura key operated con azionamento punti di chiusura mediante chiave.

Various materials.
Backset 22,5 mm, internal rod M8, Key operated Lock with locking point key

Matériaux divers,
E 22,5 mm, tige intérieurs M8, points de fermeture actionnés par clé

Materiales varios.
Entrada 22,5mm, varillas internas M8. Cerradura key operated con puntos de cierre operables por la llave.

ART.	5310.22			
Imballo | Package | Conditionnement | Embalaje	10 pz			
Finiture disponibili | Available finishes Finitions disponibles | Acabados disponibles	1	2	3	4

In abbinamento:
Kit di chiusure 3626.42

Combined with:
Closing kit 3626.42

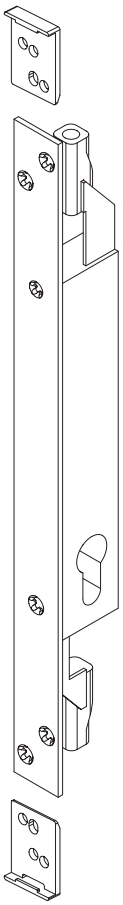

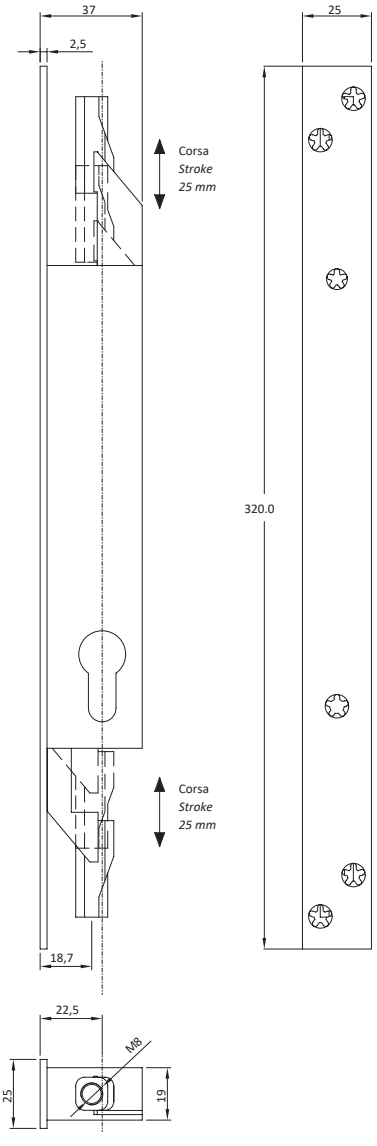

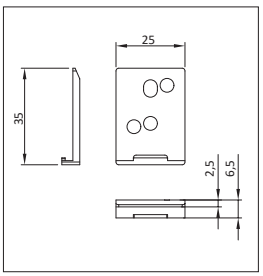

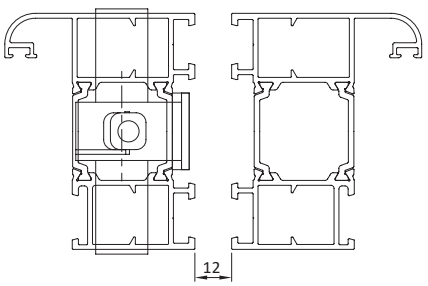

TOPFLEX

DOPPIA MANIGLIA "KARMA"

BREVETTATO PATENTED

Doppia maniglia | Double handle
Bequille double | Manilla doble



Manico in alluminio pressofuso; cassa, rotore e copricassa in zama, boccole in derlin, perno e viti in acciaio.

Die cast aluminium handle; zamak body, case and rotor; Delrin low-friction bushing.

Béquille en aluminium moulèes sous pression; caisse, couvre-caisse et rotor en zamak; bagues anti-friction en delrin.

Mango de aluminio de fundiciòn; caja, cobertura de caja y rotor de zamc; casquillos antifricción de delrin.

ART.	3067			
Imballo | Package | Conditionnement | Embalaje	5 Cp			
Finiture disponibili | Available finishes Finitions disponibles | Acabados disponibles	1	2	3	4

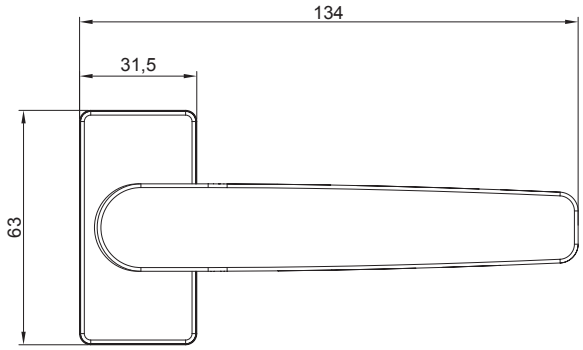

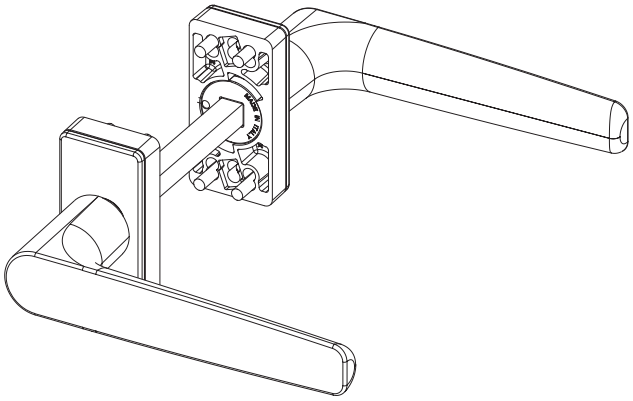

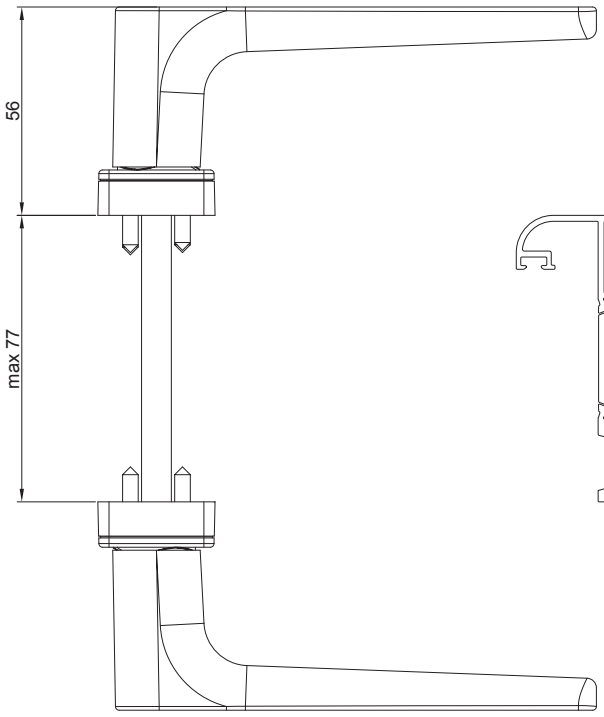

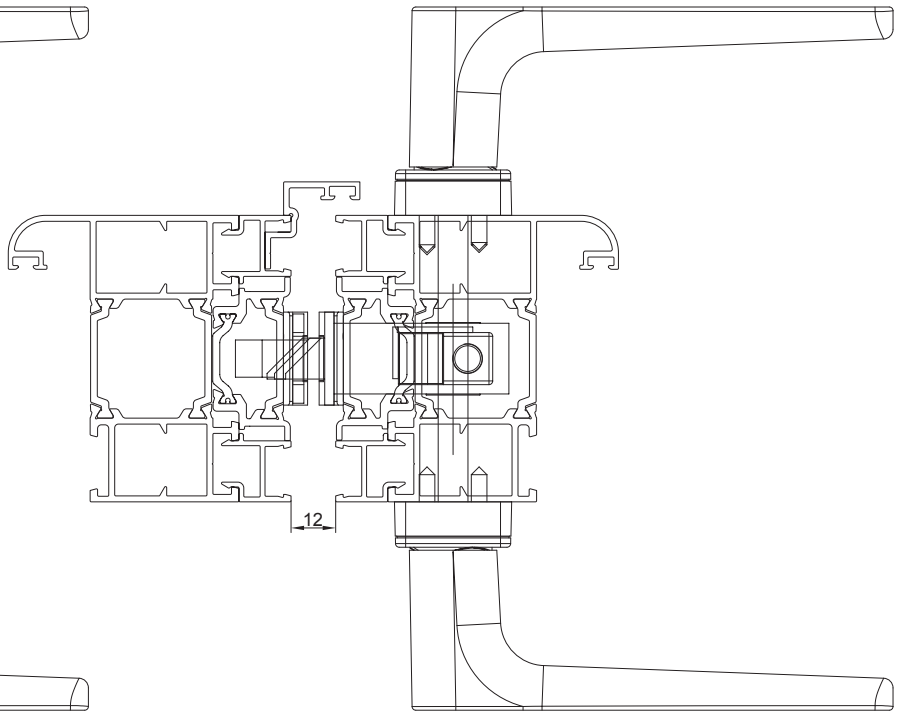

TOPFLEX

SERRATURA MULTIPUNTO DA MONTANTE BIDIREZIONALE ASTE INTERNE

Serratura multipunto da montante bidirezionale aste interne | Multi-point locking two-ways movements, internal rods | Serrure multipoint bidirectionnel avec tige intérieurs | Cerradura multipunto de jamba bidireccional varillas internas



Materiali Vari. Entrata 35 mm, interasse 85 mm , In abbinamento con aste M8 art. 3626.42

Various material. Blackset 35mm, inter-axis 85mm, to combine with rod M8 art. 3626.42

Materiaux divers; entrée 35, entraxe 85 mm ; en combinaison avec tige M8 art.3626.42

Materiales varios. Entrada 35mm, inter-eje 85mm; en combinación con varilla M8 art. 3626.42

ART.	5304.35				5303.3			
Imballo | Package | Conditionnement | Embalaje	10 pz				10 pz			
Finiture disponibili | Available finishes Finitions disponibles | Acabados disponibles	1	2	3	4	1	2	3	4

Art. 5303.3

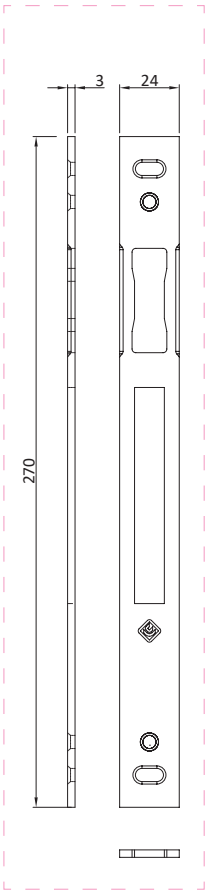

Art. 5304.35

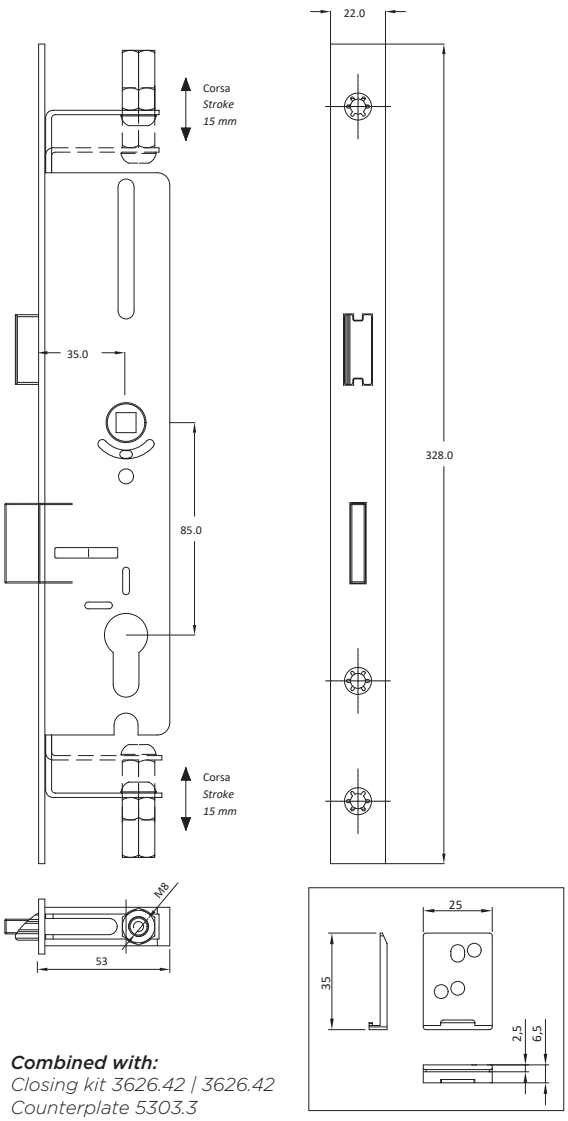

Art. 5304.35

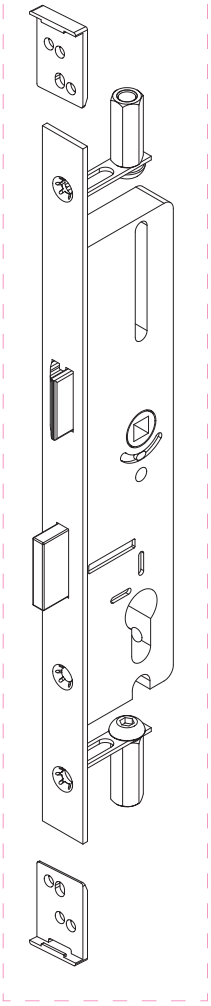

Art. 5303.3

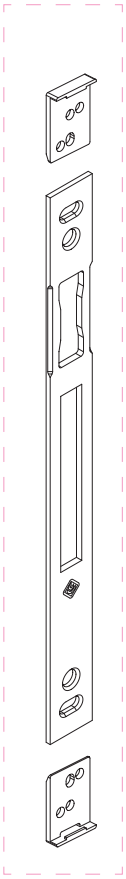

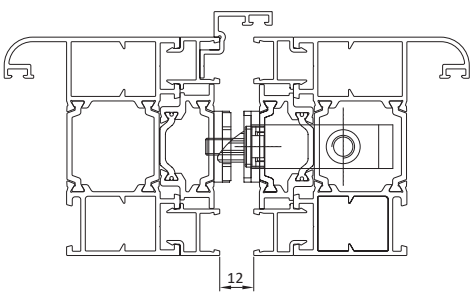

In abbinamento:
Kit di chiusure 3626.42 | 3626.42
Contropiastra 5303.3

Combined with:
Closing kit 3626.42 | 3626.42
Counterplate 5303.3

TOPFLEX

SERRATURA DA MONTANTE BIDIREZIONALE ASTE INTERNE

Serratura da montante bidirezionale aste interne | Bidirectional Vertical lock with internal rod | Serrure bidirectionnel avec tige intérieurs | Cerradura de jamba bidireccional varillas internas



Materiali Vari. Entrata 35 mm, interasse 85 mm, aste interne M8.

Various materials . Backset 35 mm , interaxis 85 mm, internal rod M8

Matériaux divers, E 35 mm, Entraxe 85 mm , tige intérieurs

Materiales varios. Entrada 35mm, intereje 85mm, varillas internas M8.

ART.	5311.35				5303.3			
Imballo | Package | Conditionnement | Embalaje	10 pz				10 pz			
Finiture disponibili | Available finishes Finitions disponibles | Acabados disponibles	1	2	3	4	1	2	3	4

Art. 5303.3

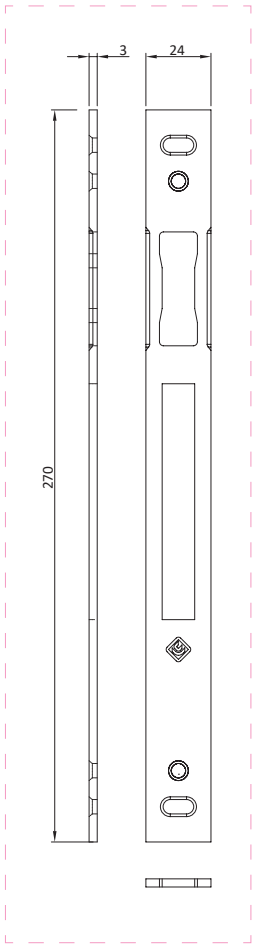

Art. 5311.35

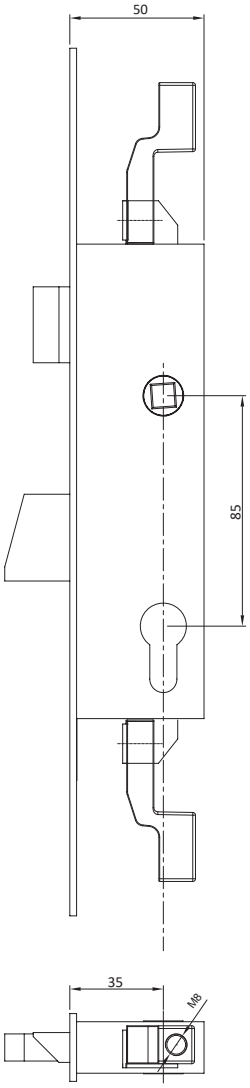

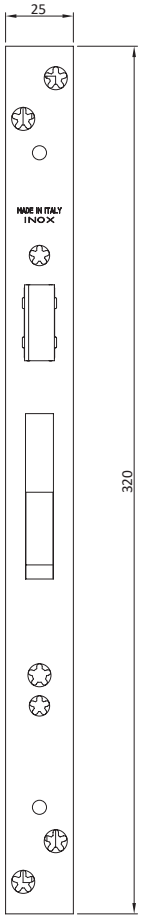

Art. 5311.35

Art. 5303.3

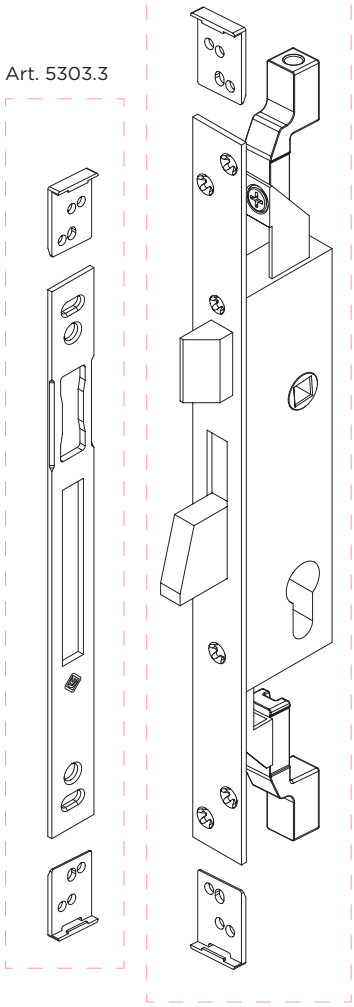

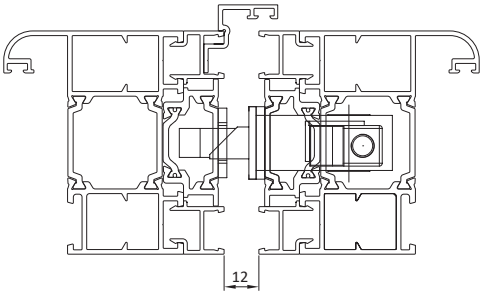

In abbinamento:
Kit di chiusure 3626.42 | 3626.42
Contropiastra 5303.3

Combined with:
Closing kit 3626.42 | 3626.42
Counterplate 5303.3

TOPFLEX

SERRATURA DA MONTANTE TRIPLICE

1D 5

Serratura da montante triplice | 3 locking point vertical lock | Serrure vertical trois point de fermeture | Cerradura de jamba, triple



Materiali Vari. | Various materials. | Matériaux divers. | Materiales varios.

ART.	5321.40				5303.5				5303.3				5321.1			
Imballo | Package | Conditionnement | Embalaje	1 pz				5 cp				10 pz				10 cp			
Finiture disponibili | Available finishes Finitions disponibles | Acabados disponibles	1	2	3	4	1	2	3	4	1	2	3	4	1	2	3	4

Art.5321.1
in abbinamento a kit aste di chiusura 3626.4X
combined with locking rod kit 3626.4X

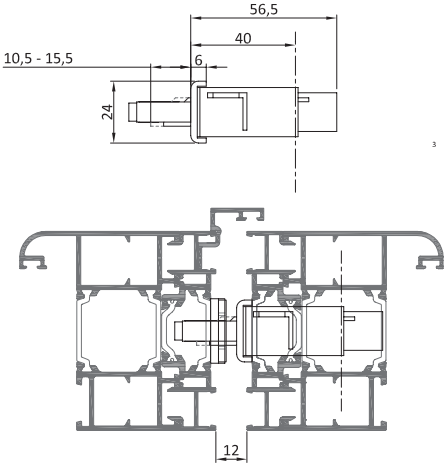

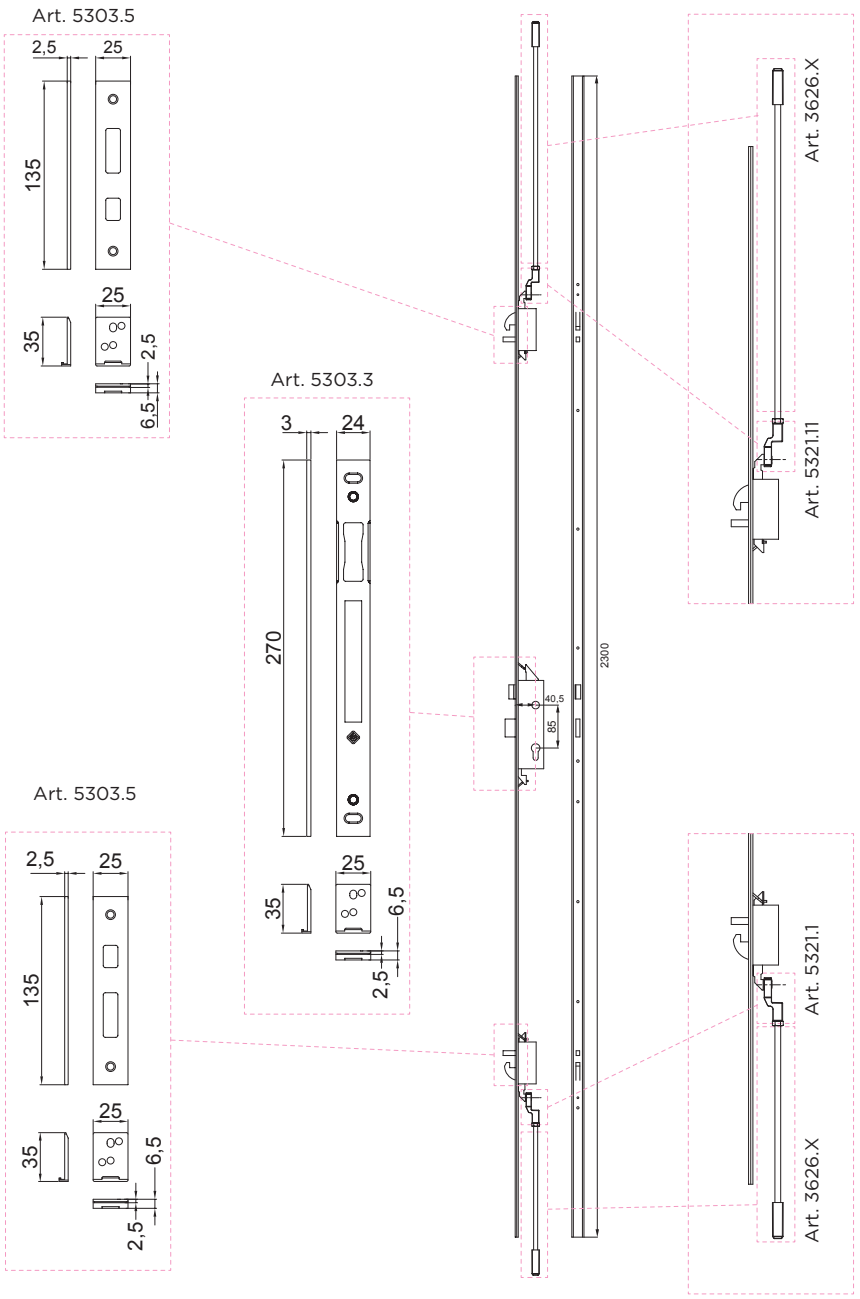

DESCRIZIONE DESCRIPTION	Art.
Serratura da montante triplice. Entrata 40 mm, interasse 85 mm *3 locking point vertical lock.* *Backset 40 mm, interaxis 85 mm*	5321.40
Contropiastra regolabile per serratura multipunto *Adjustable counterplate for multipoint lock*	5303.3
Contropiastre per deviatori serratura multipunto *Counterplates for divertes multipoint lock*	5303.5
Kit chiusure supplementari per serratura triplice *Additional locking kit for 3 locking point vertical lock*	5321.1

TOPFLEX

ASTA FILETTATA, TERMINALI E GUIDA ASTE

Asta filettata, terminali e guida aste | Locking rod kit
Kit tringle de fermeture | Kit varillas de cierre



Aste in acciaio zincato, dadi e viti in acciaio inox; tappi e guide in nylon; guida in ABS. Lunghezza aste 2000 mm

Rod made of zamak, Stainless steel dice and screws; Nylon driver; ABS driver. Lenght rod 2000 mm

Tringle en acier galvanisé, vis en acier inox; bouchon et guide en nylon. Longueur tige 2000 mm

Varilla en acero cincado.Tuerca y tornillos en acero inox; tapas y guias en nylon; guía en nylon; guía en ABS. Largura varillas 2000mm

ART.	3626.42			
Imballo | Package | Conditionnement | Embalaje	1			
Finiture disponibili | Available finishes Finitions disponibles | Acabados disponibles	1	2	3	4

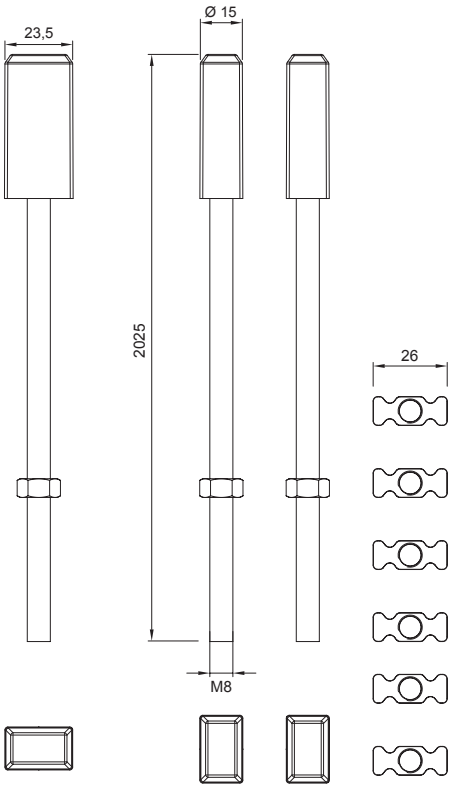

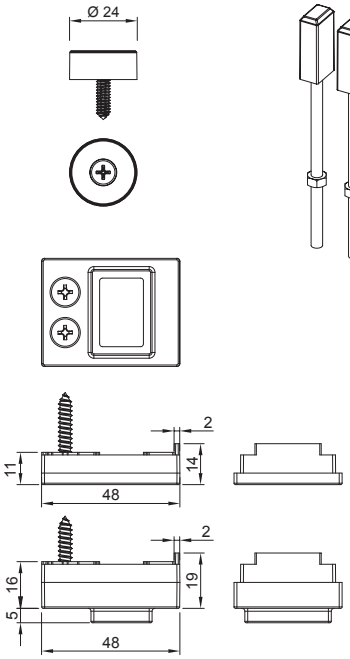

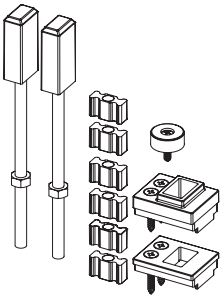

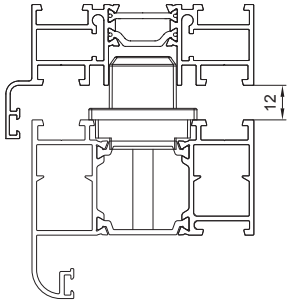

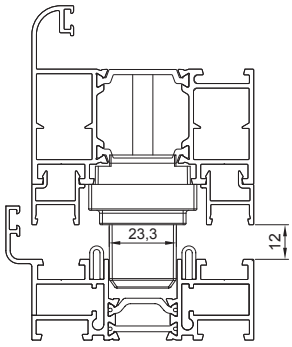

Abbinabile a: tutte le serrature e alla movimentazione 3626.10
Combined with: *All locks and 3626.10 movement*

TOPFLEX

ASTA FILETTATA, TERMINALI E GUIDA ASTE

Asta filettata, terminali e guida aste | Locking rod kit
Kit tringle de fermeture | Kit varillas de cierre



Aste in acciaio zincato, dadi e viti in acciaio inox; tappi e guide in nylon; guida in ABS. Lunghezza aste 2000 mm

Galvanized steel rod Stainless steel dice and screws ; Nylon driver; ABS driver. Lenght rod 2000 mm

Tringle en acier galvanisé, vis en acier inox; bouchon et guide en nylon ; Longueur tige 2000 mm

Varilla en acero cincado, tuerca y tornillos en acero inox; tapas y guias en nylon; guía en nylon; guía en ABS. Largura varillas 2000mm

ART.	3626.43			
Imballo | Package | Conditionnement | Embalaje	6 Pz			
Finiture disponibili | Available finishes Finitions disponibles | Acabados disponibles	1	2	3	4

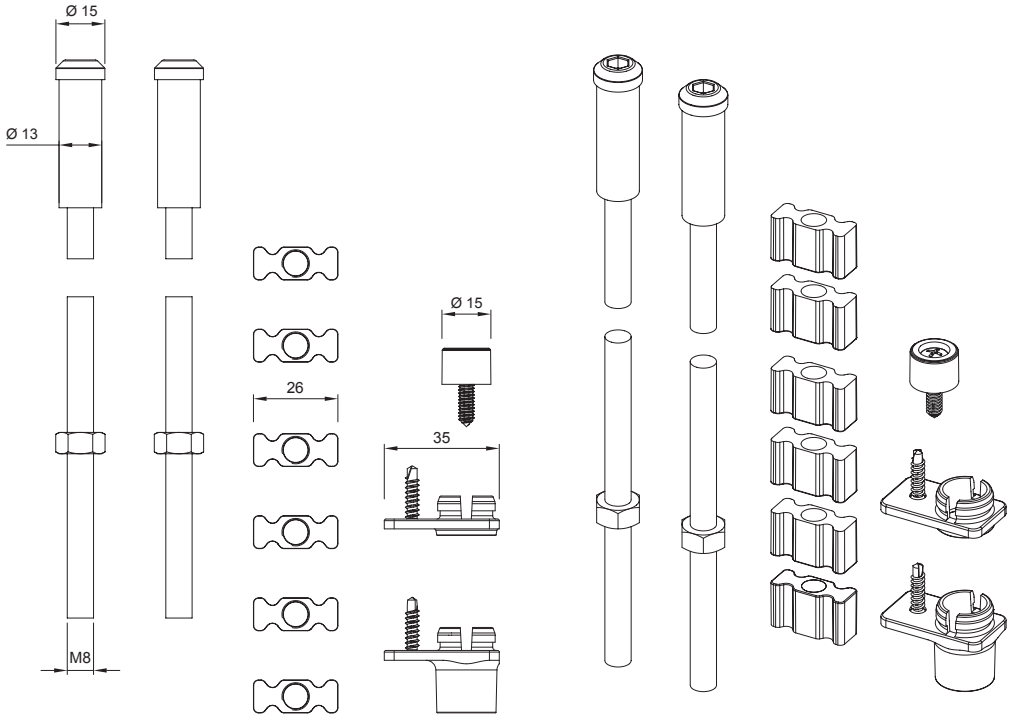

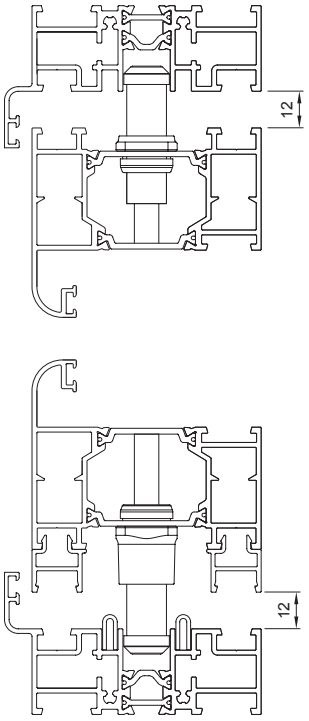

Abbinabile a: alle serrature 5304.35 / 5321.40 e alla movimentazione 3626.10
Combined with: *5304.35 / 5321.40 locks and 3626.10 movement*

TOPFLEX

ASTA FILETTATA, TERMINALI E GUIDA ASTE

Asta filettata, terminali e guida aste | Locking rod kit
Kit tringle de fermeture | Kit varillas de cierre



Aste in acciaio zincato, dadi e viti in acciaio inox; tappi e guide in nylon; guida in ABS. Lunghezza aste 2000 mm

Galvanized steel rod Stainless steel dice and screws ; Nylon driver; ABS driver. Lenght rod 2000 mm

Tringle en acier galvanisé, vis en acier inox; bouchon et guide en nylon ; Longueur tige 2000 mm

Varilla en acero cincado, tuerca y tornillos en acero inox; tapas y guias en nylon; guía en nylon; guía en ABS. Largura varillas 2000mm

ART.	3626.44			
Imballo | Package | Conditionnement | Embalaje	6 Pz			
Finiture disponibili | Available finishes Finitions disponibles | Acabados disponibles	1	2	3	4

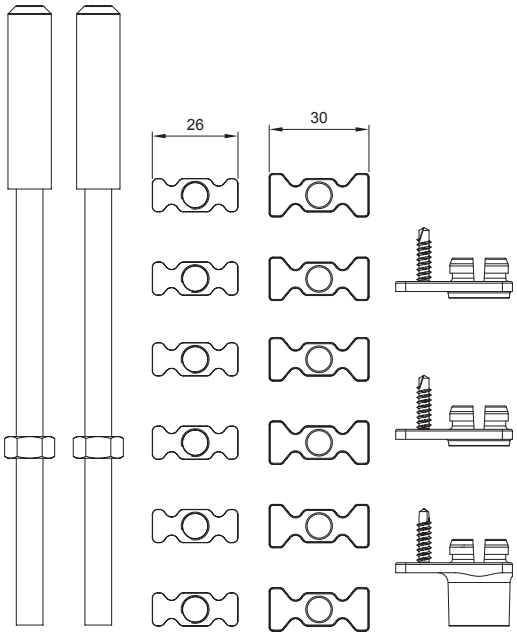

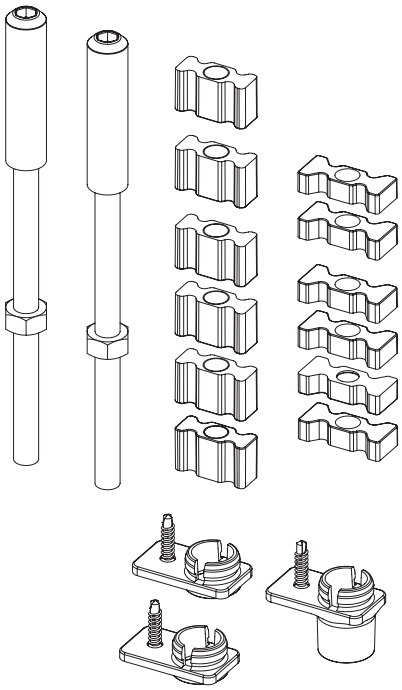

CAVA 16 | *GROOVE 16*

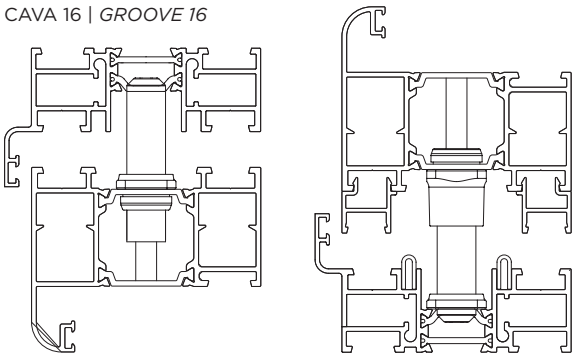

CAVA 13 | *GROOVE 13*

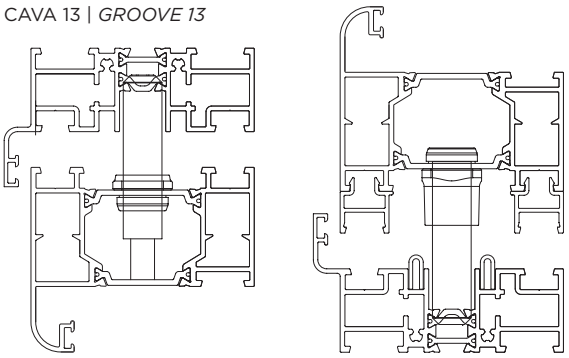

Abbinabile a: alle serrature 5310.22 / 5311.35
Combined with: *5310.22 / 5311.35 locks a*

TOPFLEX

ASTA FILETTATA, TERMINALI E GUIDA ASTE

Asta filettata, terminali e guida aste | Locking rod kit
Kit tringle de fermeture | Kit varillas de cierre



Aste in acciaio zincato, dadi e viti in acciaio inox; tappi e guide in nylon; guida in ABS. Lunghezza aste 2000 mm

Rod made of zamak, Stainless steel dice and screws; Nylon driver; ABS driver. Lenght rod 2000 mm

Tringle en acier galvanisé, vis en acier inox; bouchon et guide en nylon. Longueur tige 2000 mm

Varilla en acero cincado.Tuerca y tornillos en acero inox; tapas y guias en nylon; guía en ABS. Largura varillas 2000mm

ART.	3626.46			
Imballo | Package | Conditionnement | Embalaje	1			
Finiture disponibili | Available finishes Finitions disponibles | Acabados disponibles	1	2	3	4

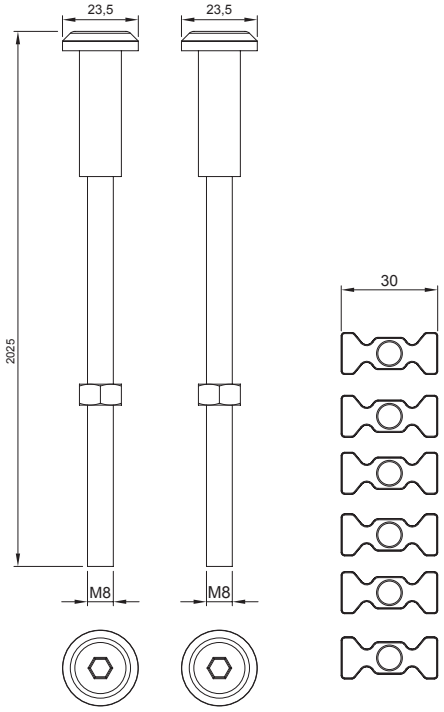



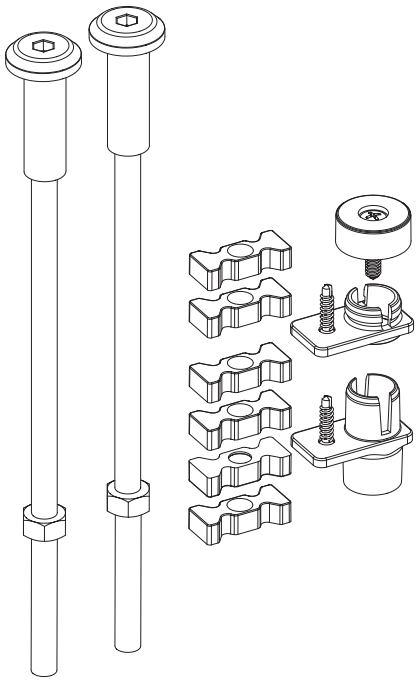

Abbinabile a: alle serrature 5304.35 / 5321.40 e alla movimentazione 3626.10
Combined with: *5304.35 / 5321.40 locks and 3626.10 movement*

TOPFLEX

ROSTRO DI CHIUSURA SUPPLEMENTARE UNIVERSALE

2D

Rostro di chiusura supplementare universale | Universal additional locking point | Gâche de fermeture supplémentaire universel | Punto de cierre suplementario universal



Rostro in zama; spessori in nylon; viti in acciaio inox

Zamak slider; nylon thickness; inox steel screws

Gâche en zamak ; cales en nylon ; vis en acier inox

Gâche en zamak ; cales en nylon ; vis en acier inox

ART.	4227			
Imballo | Package | Conditionnement | Embalaje	50 Pz			
Finiture disponibili | Available finishes Finitions disponibles | Acabados disponibles	1	2	3	4

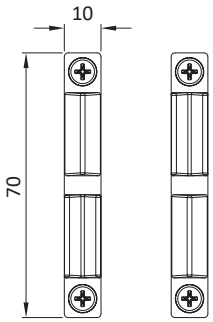

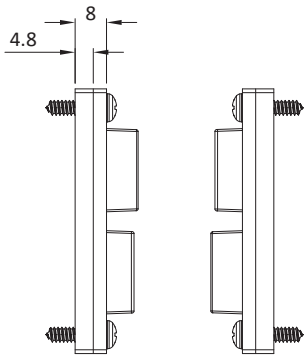

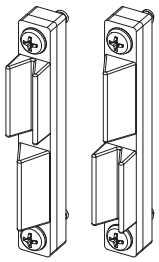

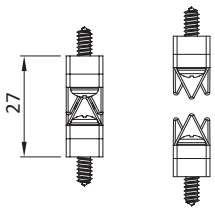

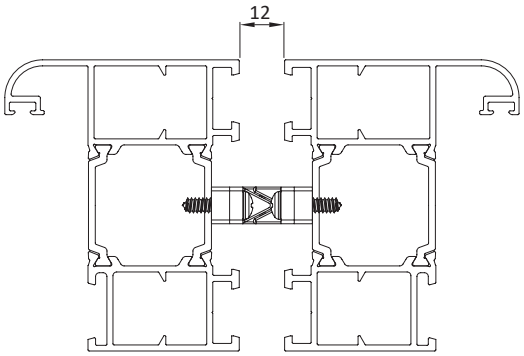

TOPFLEX

CATENACCIO A LEVA CON RISCONTRO

1D

Catenaccio a leva con riscontro | Lever bolt with striker |
Verrou à levier avec gache | Pasador de palanca con cerradero



Corpo catenaccio e riscontro in zama; leva di manovra in zama cromata; blocchetto terminale in zama; perno di chiusura, camme e viti in acciaio inox.

Main body in zamak or extruded aluminium, operating lever in chrome-plated zamak; terminal block in zamak; locking pin and self-tapping screws in stainless steel.

Corp verrou et gache en zamak; levier de manoeuvre en zamak ; bloc et embout de tringle en zamak; pivot de fermeture, came et vis en acier inox;

Cuerpo cerrojo y percutor en zamak; palanca de mando en zamak cromado; bloque de terminales en zamak; pasador de bloqueo, levas y tornillos en acero inoxidable.

ART.	4504.10 | 4501.10			
Imballo | Package | Conditionnement | Embalaje	4 Pz			
Finiture disponibili | Available finishes Finitions disponibles | Acabados disponibles	1	2	3	4

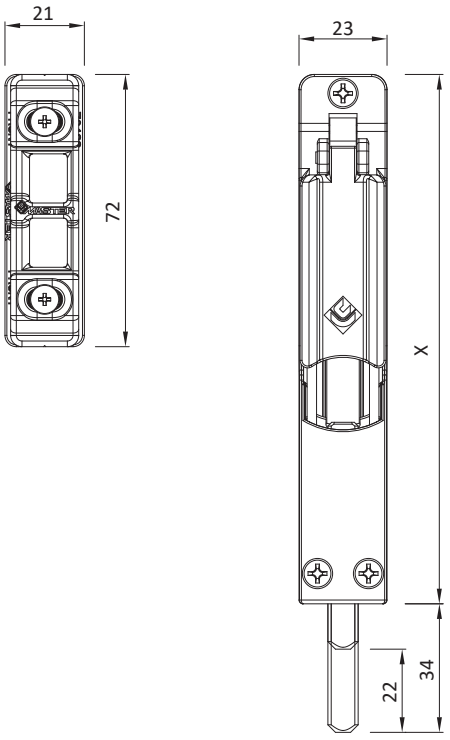

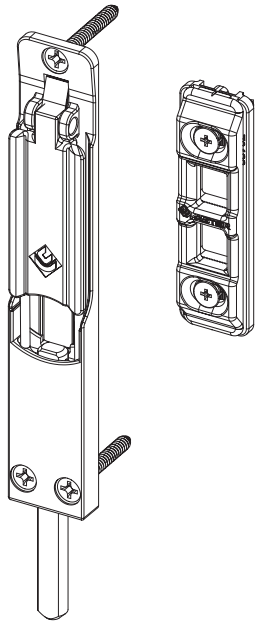

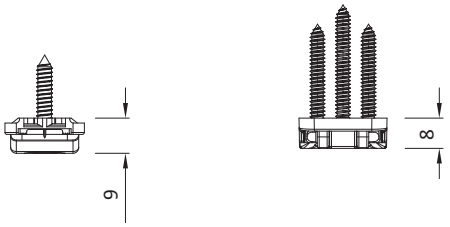

ART.	X
4504.10	140
4501.10	220

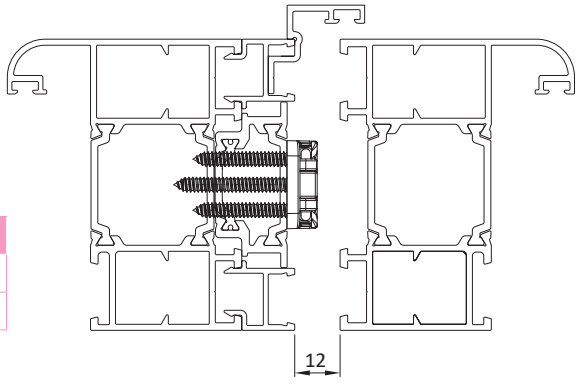

TOPFLEX

TAPPO GIUNZIONE ANGOLO GUARNIZIONE

3D

Tappo giunzione angolo guarnizione | Plug for gasket corner
Bouchon pour jonction d'angle | Tapa de union angulo junta



Realizzati in nylon.

Made of nylon

Realisée en nylon

Realizadas en nylon

ART.	2337.4			
Imballo | Package | Conditionnement | Embalaje	25 Cp			
Finiture disponibili | Available finishes Finitions disponibles | Acabados disponibles	1	2	3	4

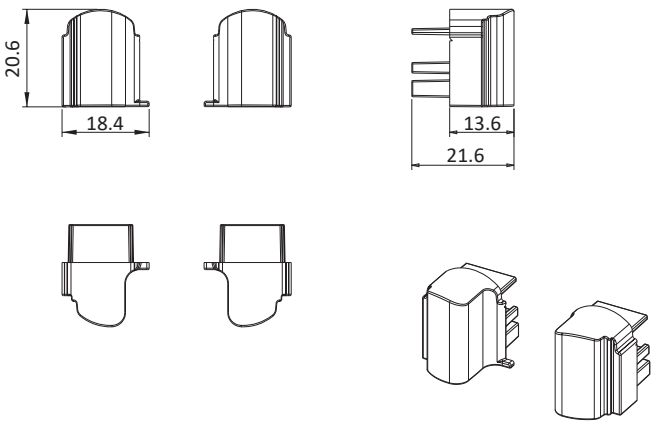

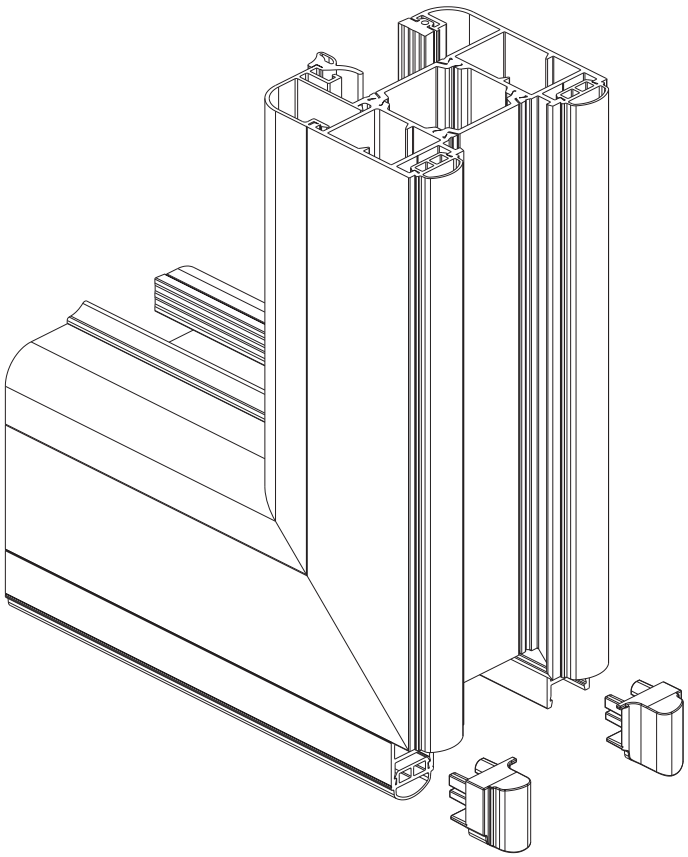

LIGHTFLEX
CERNIERA SUPERIORE

1D | 2,5 | 5

Cerniera superiore | Upper hinge | Paumelle supérieur | Bisagra superior



Cerniera, corpo carrello in alluminio estruso, cuscinetti a rulli; boccole in nylon, perno, piastrine, bussola di fissaggio e viti in acciaio inox. Per apertura a libro.

Extruded aluminium Hingeand roller body ,roller bearings; nylon bush; stainless steel pin, plate , fixing bush and screws. For folding opening.

Paumelle, corp du chariot en aluminium extrudè; roulements à rouleaux; boucle en nylon;pivot , plaquette,douille de fixation et vis en acier inox. Pour ouverture à accordéon.

Bisagra, cuerpo carro en aluminio extruido, cojinetes de rodillo; casquillos en nylon, pernios, placas, fijación y tornillos en acero inox. Para apertura plegable.

ART.	93630.5A			
Imballo | Package | Conditionnement | Embalaje	10 Pz			
Finiture disponibili | Available finishes Finitions disponibles | Acabados disponibles	1	2	3	4

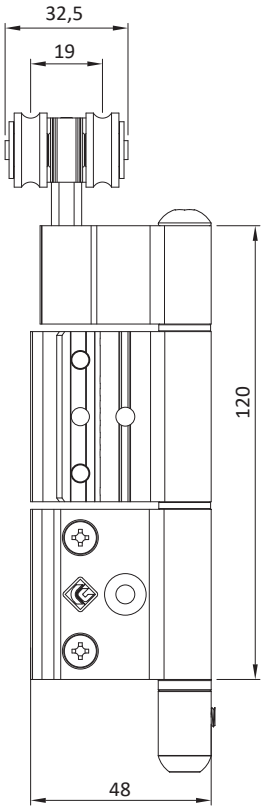

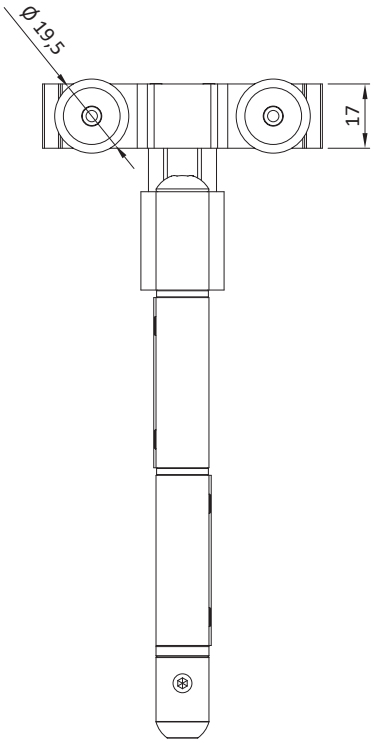

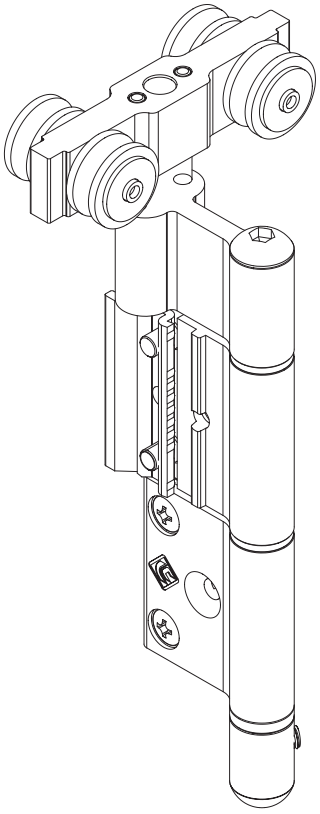

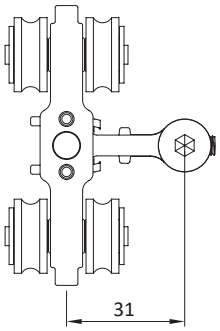

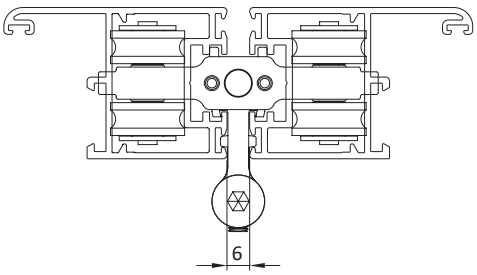

LIGHTFLEX
CERNIERA INFERIORE

Cerniera inferiore | Lower hinge |
Paumelle inférieure | Bisagra inferior



Cerniera e corpo guida anta in alluminio estruso; boccole in nylon, perno, piastrine, bussola di fissaggio e viti in acciaio inox. Per apertura a libro con soglia standard.

Extruded aluminium Hingeand roller body ,roller bearings; nylon bush; stainless steel pin, plate , fixing bush and screws. For folding opening with standard threshold.

Paumelle, corp du chariot en aluminium extrudè; roulements à rouleaux; boucle en nylon;pivot , plaquette,douille de fixation et vis en acier inox. Pour ouverture à accordéon, seuil standard.

Bisagra y cuerpo guía hoja en aluminio extruido; casquillos en nylon, pernios, placas, fijación y tornillos en acero inox. Para apertura plegable con umbral estándar.

ART.	93630.6B			
Imballo | Package | Conditionnement | Embalaje	10 Pz			
Finiture disponibili | Available finishes Finitions disponibles | Acabados disponibles	1	2	3	4

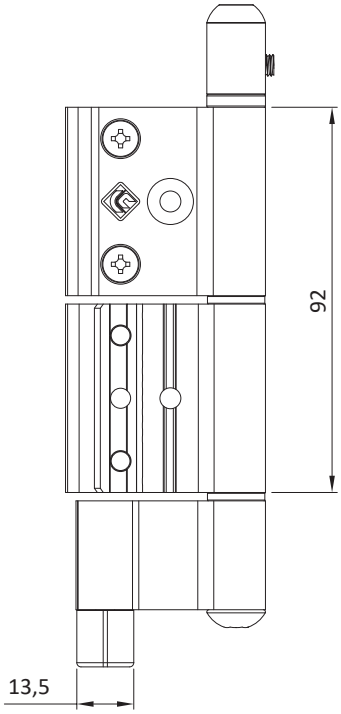

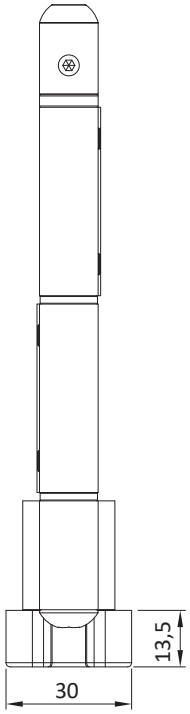

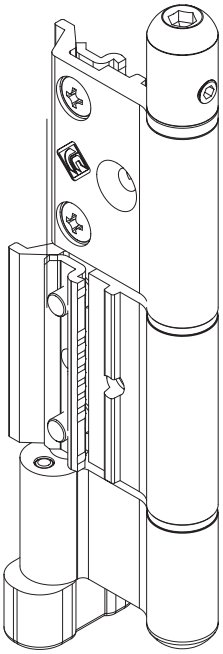

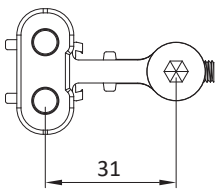

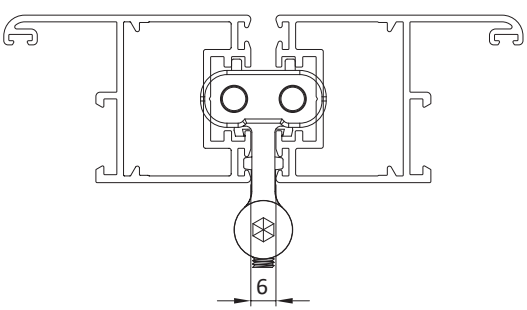

LIGHTFLEX
CERNIERA INFERIORE

3D 2,5 5

Cerniera inferiore | Lower hinge |
Paumelle inférieure | Bisagra inferior



Cerniera e corpo guida anta in alluminio estruso; boccole in nylon, perno, piastrine, bussola di fissaggio e viti in acciaio inox. Per apertura a libro con soglia ad incasso o soglia ribassata.

Extruded aluminium Hingeand roller body ,roller bearings; nylon bush; stainless steel pin, plate , fixing bush and screws. For folding opening with embedded threshould

Paumelle, corp du chariot en aluminium extrudè; roulements à rouleaux; boucle en nylon;pivot , plaquette,douille de fixation et vis en acier inox. Pour ouverture à accordéon, seuil encastrè.

Bisagra y cuerpo guía hoja en aluminio extruido; casquillos en nylon, pernios, placas, fijación y tornillos en acero inox. Para apertura plegable con umbral bajo embutido.

ART.	93630.6A			
Imballo | Package | Conditionnement | Embalaje	10 Pz			
Finiture disponibili | Available finishes Finitions disponibles | Acabados disponibles	1	2	3	4

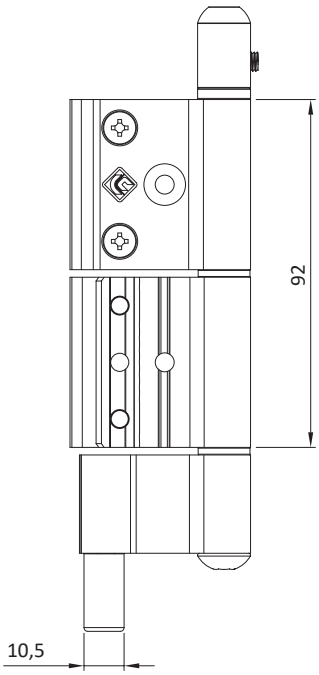

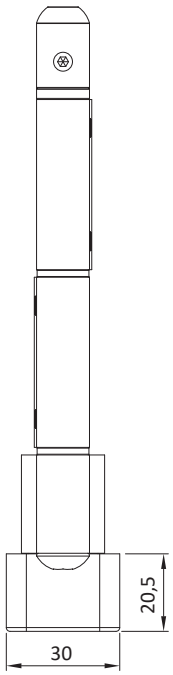

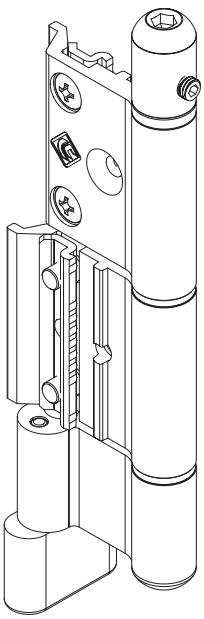

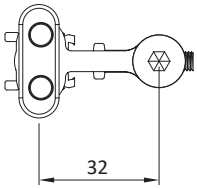

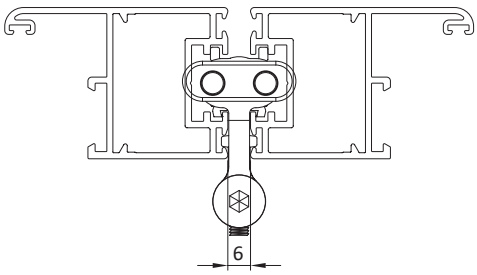

LIGHTFLEX

CERNIERA AD AGGANCIO RAPIDO

Cerniera ad aggancio rapido | Quick coupling hinge |
Charnière à accrochage rapide | Bisagra de agarre rápido



Cerniera in alluminio estruso, boccole in nylon, piatrine, perno e viti di serraggio M5 TSCCR in acciaio inox.

Extruded aluminium hinge; nylon bushing, pin and locking screws M5 TSC CR in stainless steel.

Charnière en aluminium extrudé, bagues en nylon, pivot et vis de serrage M5 TSC CR en acier inox.

Bisagra de aluminio extruido, casquillos de nailon, perno y tornillos de apriete M5 Cab.Avell.Cil. Ranura cruz de acero inoxidable.

ART.	9147.4			
Imballo | Package | Conditionnement | Embalaje	50 Pz			
Finiture disponibili | Available finishes Finitions disponibles | Acabados disponibles	1	2	3	4

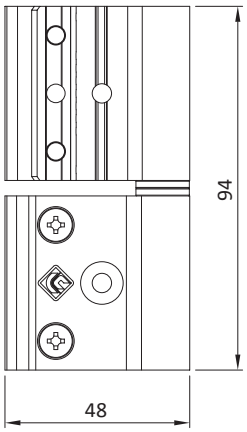

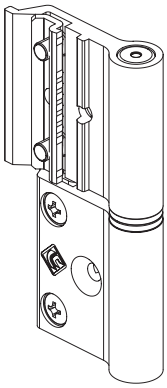

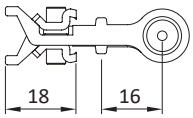

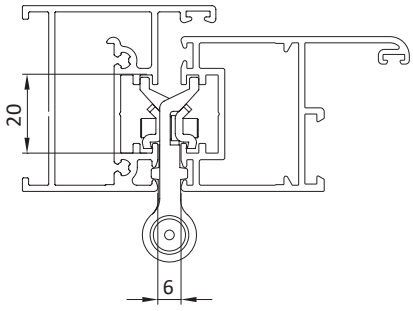

LIGHTFLEX

CERNIERA AD AGGANCIO RAPIDO

Cerniera ad aggancio rapido | Quick coupling hinge |
Charnière à accrochage rapide | Bisagra de agarre rápido



Cerniera in alluminio estruso, boccole in nylon, piatrine, perno e viti di serraggio M5 TSCCR in acciaio inox.

Extruded aluminium hinge; nylon bushing, pin and locking screws M5 TSC CR in stainless steel.

Charnière en aluminium extrudé, bagues en nylon, pivot et vis de serrage M5 TSC CR en acier inox.

Bisagra de aluminio extruido, casquillos de nailon, perno y tornillos de apriete M5 Cab.Avell.Cil. Ranura cruz de acero inoxidable.

ART.	9147.46			
Imballo | Package | Conditionnement | Embalaje	50			
Finiture disponibili | Available finishes Finitions disponibles | Acabados disponibles	1	2	3	4

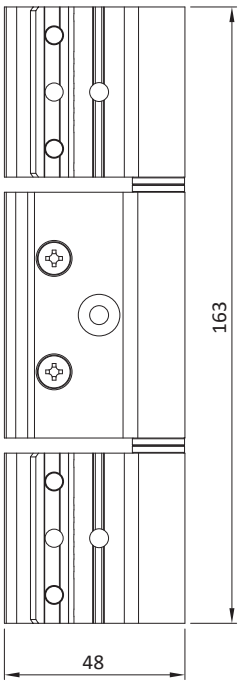

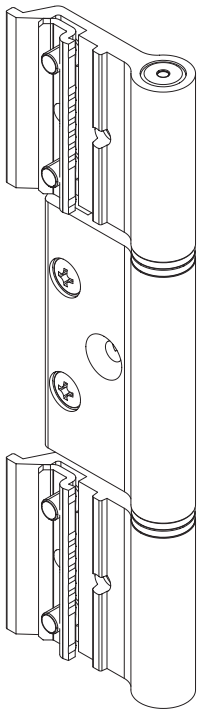

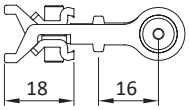

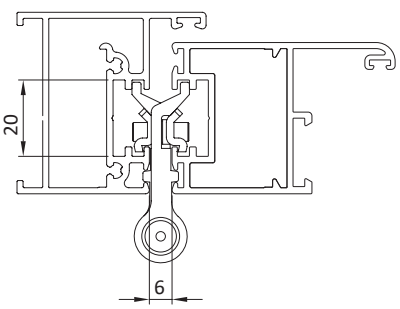

LIGHTFLEX

CERNIERA AD AGGANCIO RAPIDO

Cerniera ad aggancio rapido | Fast mounting hinge |
Paumelle à accrochage rapide | Bisagra de enganche rápido



Ali in alluminio estruso; boccole in nylon; Perni, viti e piastrine in accaio inox; maniglia in zama. Per apertura a libro con maniglia di traino integrata per apertura esterna.

Extruded aluminium wings; nylon bush; stainless steel pin and plate; zamak handle. For folding opening with pull handle integrated external opening.

Lame en aluminium extrudè; boucle en nylon; pivot, vis et plaquette en acier inox;poignèe en zamak; pour ouverture à accordéon avec poignèe de tirage pour ouverture exterieur .

Alas en aluminio extruido; casquillos en nylon; pernios, tornillos y placas en acero inox; manilla en zamac. Para apertura plegable con manilla tiradora incluida para apertura externa.

ART.	93638.8			
Imballo | Package | Conditionnement | Embalaje	10 Pz			
Finiture disponibili | Available finishes Finitions disponibles | Acabados disponibles	1	2	3	4

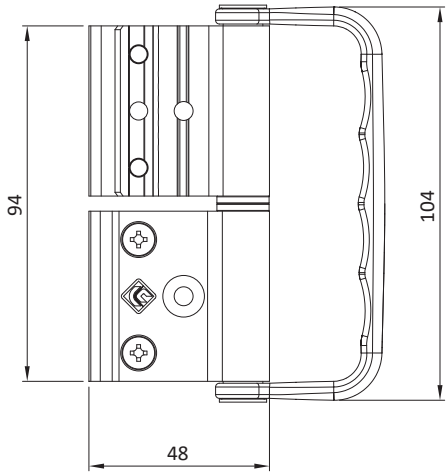

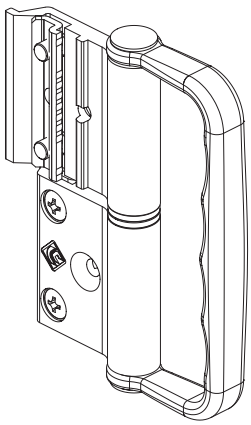

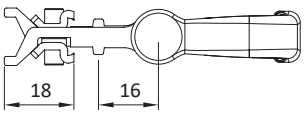

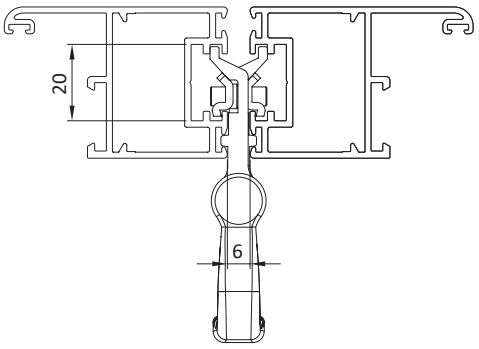

LIGHTFLEX

TASSELLO SUPERIORE GUIDA ANTA

1D 2,5 5

Tassello superiore guida anta | Upper block sash driver |
Tasseau inférieur guide vantail | Taco superior guía hoja

Tassello e corpo carrello in alluminio estruso; cuscinetti a rulli; blocchetto inzama, Vite M8 TSCPCE in acciaio inox; grano in acciaio zincato. Per apertura a libro con anta pari.

Extruded aluminium block and roller; Roller bearings; zamak block ; stainless steel screws M8 TSCPE; galvanised steel grains . For folding opening even sash

Tasseau et corp chariot en aluminium extrudè; roulements à rouleaux; block en zamak;screw M8 TSCPE en acier inox; grain en acier galvanisè. Pour ouverture à accordéon avec vantail paire.

Taco y cuerpo rodamiento en aluminio extruido; cojinetes de rodillo; bloqueo en zamac, Tornilo M8 TSCPCE en acero inox; prisioneros en acero cincado. Para apertura plegable de hoja par.



ART.	93635.4			
Imballo | Package | Conditionnement | Embalaje	60 Pz			
Finiture disponibili | Available finishes Finitions disponibles | Acabados disponibles	1	2	3	4

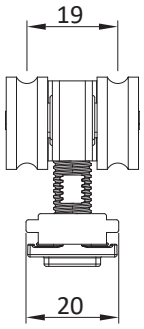

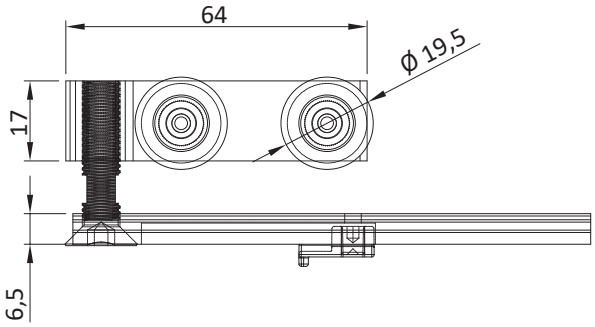

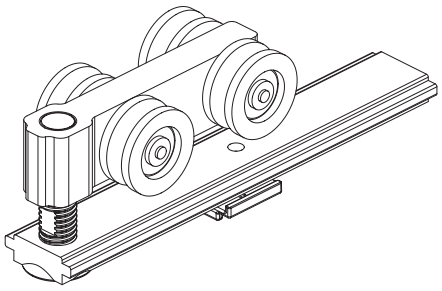

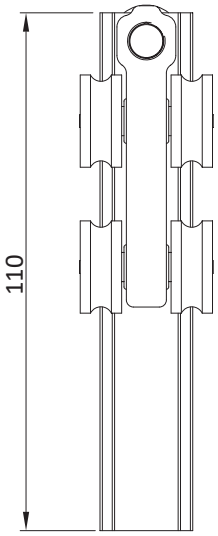

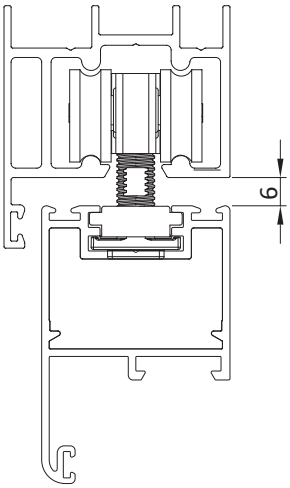

LIGHTFLEX

TASSELLO INFERIORE GUIDA ANTA

Tassello inferiore guida anta | Lower block sash driver |
Tasseau inférieur guide vantail | Taco inferior guía hoja



Tassello in alluminio estruso; blocchetto in zama, boccola in nylon; grano in acciaio zincato. Per apertura a libro con anta pari con soglia standard.

Extruded aluminium block ; zamak block, nylon bush, stainless steel setscrew. For Folding opening with even sash - standard threshold.

Tasseau en aluminium extrudè; bloc en zamak; boucle en nylon; grain en acier galvanisè; Pour ouvrant à accordéon avec seuil encastré - vantail paire

Taco en aluminio extruido; bloqueo en zamac, casquillo en nylon; prisionero en acero cincado. Para apertura plegable de hoja par con umbral estándar.

ART.	83635.6			
Imballo | Package | Conditionnement | Embalaje	50 Pz			
Finiture disponibili | Available finishes Finitions disponibles | Acabados disponibles	1	2	3	4

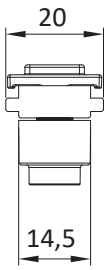

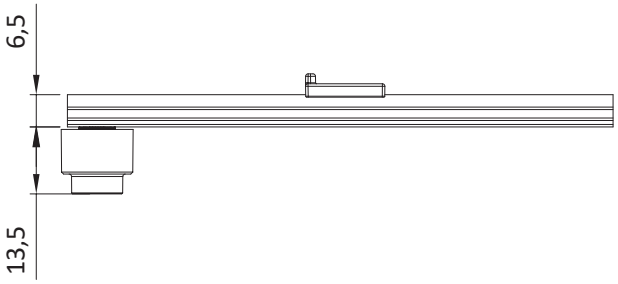

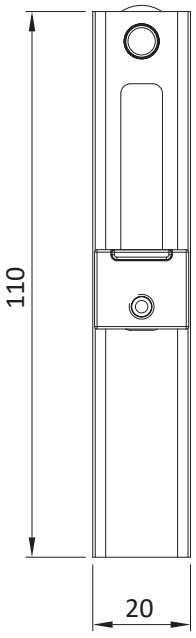

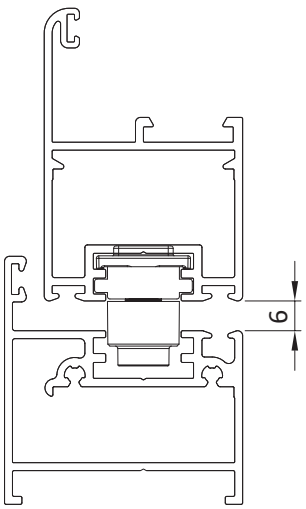

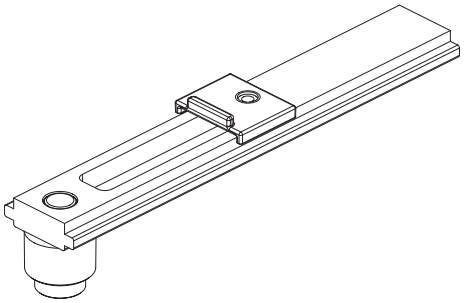

LIGHTFLEX

TASSELLO INFERIORE GUIDA ANTA

Tassello inferiore guida anta | Lower block sash driver |
Tasseau inférieur guide vantail | Taco inferior guía hoja



assello in alluminio estruso; blocchetto in zama, boccola in nylon; grano in acciaio zincato. Per apertura a libro con anta pari con soglia ad incasso ribassata.

Extruded aluminium block ; zamak block, nylon bush, stainless steel setscrew. For Folding opening with even sash - embedded threshold.

Tasseau en aluminium extrudè; bloc en zamak; boucle en nylon; grain en acier galvanisè; Pour ouverture à accordéon vantail paire avec seuil encastré

Taco en aluminio extruido; bloqueo en zamac, casquillo en nylon; prisionero en acero cincado. Para apertura plegable de hoja par con umbral bajo embutido.

ART.	83635.5			
Imballo | Package | Conditionnement | Embalaje	50 Pz			
Finiture disponibili | Available finishes Finitions disponibles | Acabados disponibles	1	2	3	4

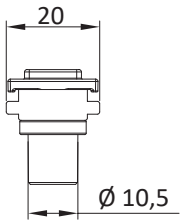

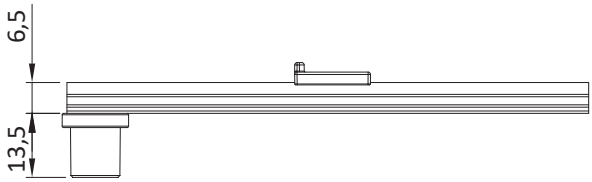

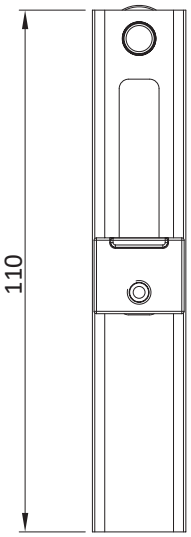

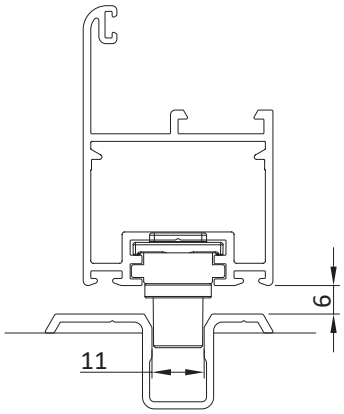

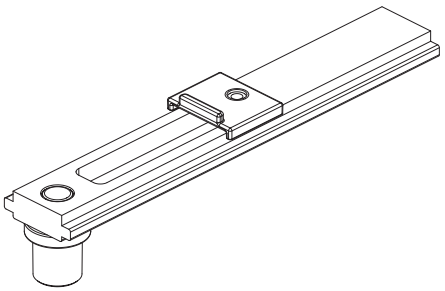

LIGHTFLEX

CERNIERA AD AGGANCIO RAPIDO

Cerniera ad aggancio rapido | Quick coupling hinge |
Charnière à accrochage rapide | Bisagra de agarre rápido



Cerniera in alluminio estruso, boccole in nylon, piastrine, perno e viti di serraggio M5 TSCCR in acciaio inox. Cerniera collo lungo

Extruded aluminium hinge; nylon bushing, pin and locking screws M5 TSC CR in stainless steel. long hinge.

Charnière en aluminium extrudé, bagues en nylon, pivot et vis de serrage M5 TSC CR en acier inox. Charnière à col long

Bisagra de aluminio extruido, casquillos de nailon, perno y tornillos de apriete M5 Cab.Avel.Cil. Ranura cruz de acero inoxidable. Bisagra de cuello largo

ART.	9148.4			
Imballo | Package | Conditionnement | Embalaje	50 Pz			
Finiture disponibili | Available finishes Finitions disponibles | Acabados disponibles	1	2	3	4

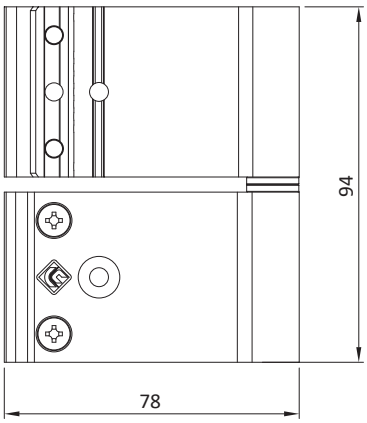

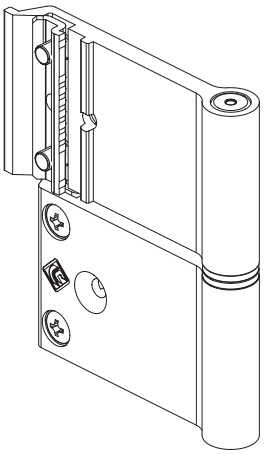

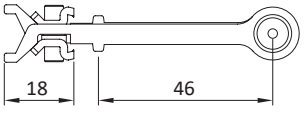

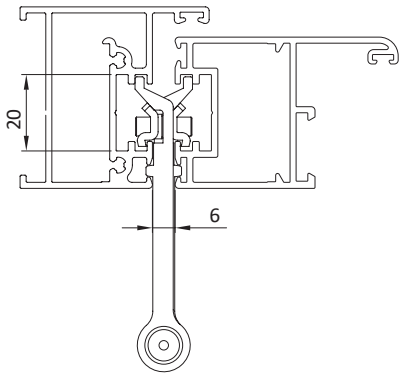

LIGHTFLEX
CERNIERA AD AGGANCIO RAPIDO

Cerniera ad aggancio rapido | Quick coupling hinge |
Charnière à accrochage rapide | Bisagra de agarre rápido



Cerniera in alluminio estruso, boccole in nylon, piastrine, perno e viti di serraggio M5 TSCCR in acciaio inox. Cerniera collo lungo

Extruded aluminium hinge; nylon bushing, pin and locking screws M5 TSC CR in stainless steel. long hinge.

Charnière en aluminium extrudé, bagues en nylon, pivot et vis de serrage M5 TSC CR en acier inox. Charnière à col long

Bisagra de aluminio extruido, casquillos de nailon, perno y tornillos de apriete M5 Cab.Avel.Cil. Ranura cruz de acero inoxidable. Bisagra de cuello largo

ART.	9148.46			
Imballo | Package | Conditionnement | Embalaje	50			
Finiture disponibili | Available finishes Finitions disponibles | Acabados disponibles	1	2	3	4

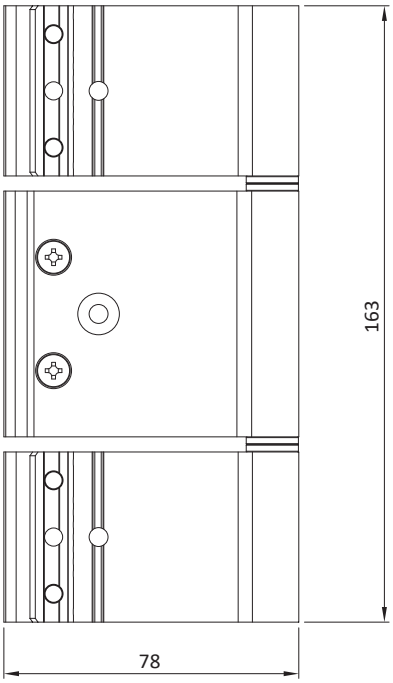

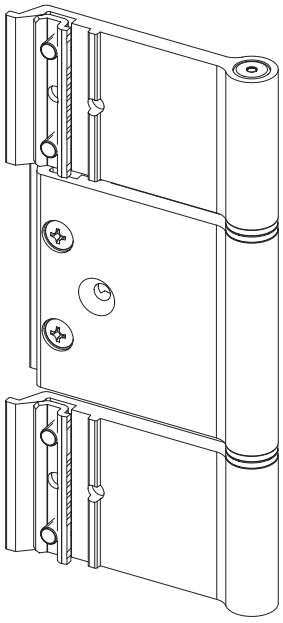

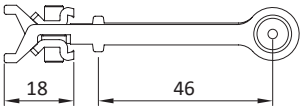

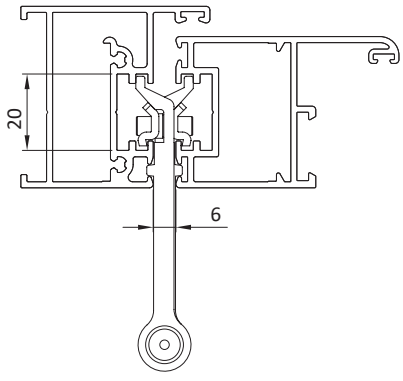

LIGHTFLEX
MARTELLINA

3D

Martellina | Handle | Poignée | Maneta



Manico e copricassa in alluminio pressofuso, cassa, perno e viti in acciaio zincato. Martellina ribassata,spessore 14 mm, sporgenza quadro 35 mm

Body and handle in die-cast aluminium; galvanised steel body cover pin and screws . Reduced handle, tickness 14mm, square projection 35 mm

Poignèe et couvre caisse en aluminium moulè sous pression; pivot et vis en acier galvanisè. Poignèe baissèe, epaissèur 14mm, cadre 35 mm

Mango y cobertura caja en aluminio de fundición, caja, pernio y tornillos en acero cincado. Maneta rebajada, grosor 14 mm, cuadro 35mm.

ART.	3094.33			
Imballo | Package | Conditionnement | Embalaje	5 Pz			
Finiture disponibili | Available finishes Finitions disponibles | Acabados disponibles	1	2	3	4

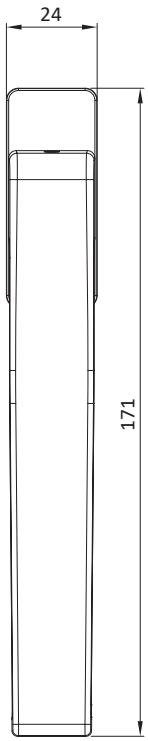

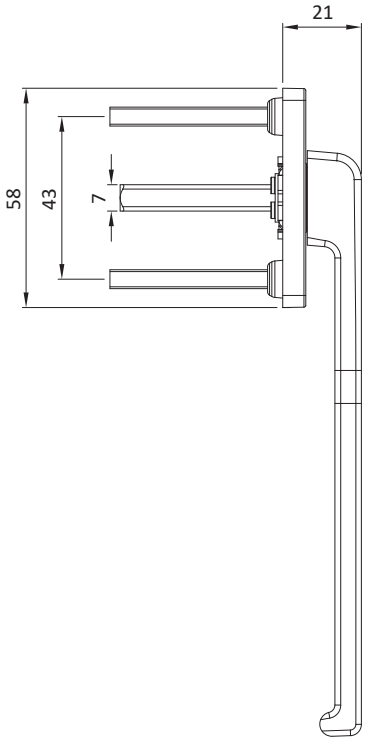

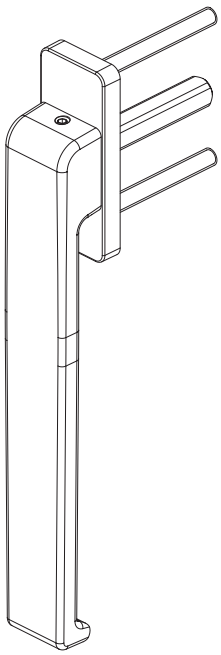

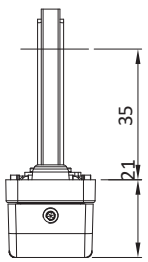

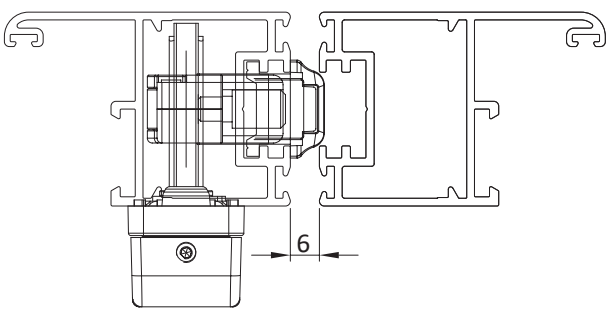

KARMA
MARTELLINA RIBASSATA

Martellina ribassata | Reduced handle |
Béquille à poignée - baissée | Maneta rebajada



Manico, cassa e cover in zama; perno, viti e molle in acciaio zincato; rondelle in derlin.

Handle, case and cover in zamak; pin, screws and springs in galvanized steel; derlin washers.

Manche, caisse et cover en zamak; pivot, vis et ressorts en acier zinguè; rondelles en delrin.

Mango, caja y tapa en zamak; pasador, tornillos y resortes de acero galvanizado; arandelas derlin.

ART.	3106 | 3106.30 3106.31			
Imballo | Package | Conditionnement | Embalaje	5 Pz			
Finiture disponibili | Available finishes Finitions disponibles | Acabados disponibles	1	2	3	4

Art. 3106

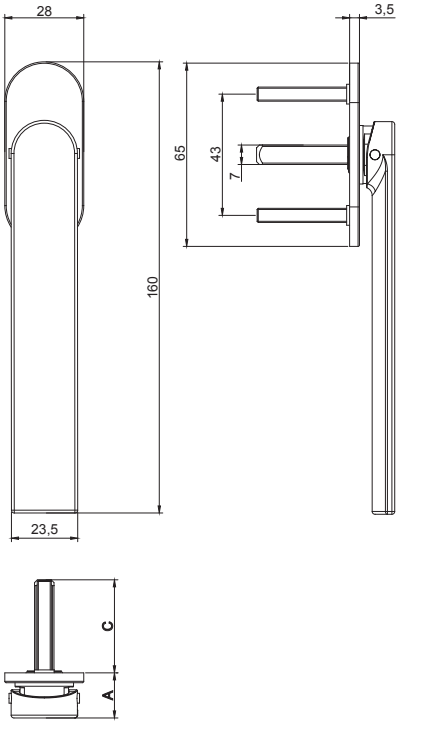

Art. 3106.30 | 3106.31

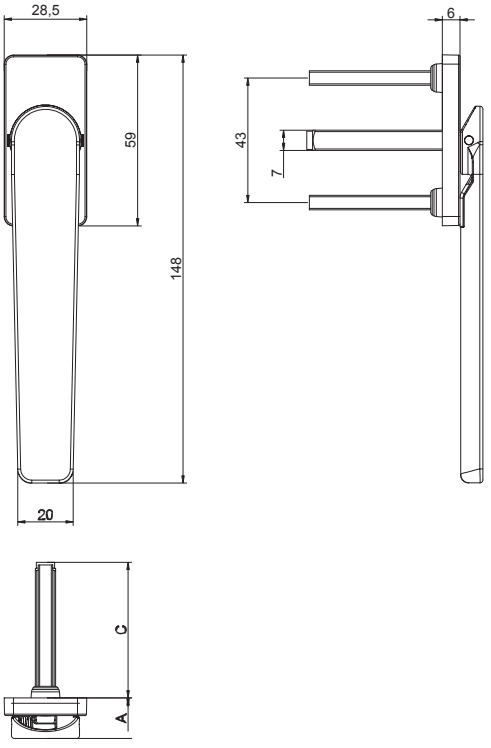

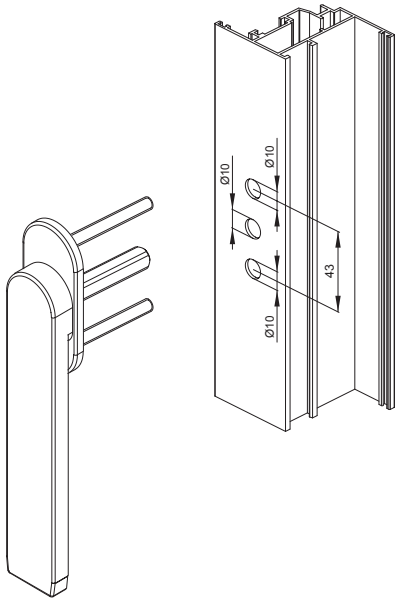

A30 - LIGHTFLEX

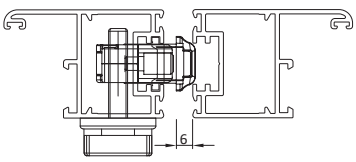

A31 - TOPFLEX

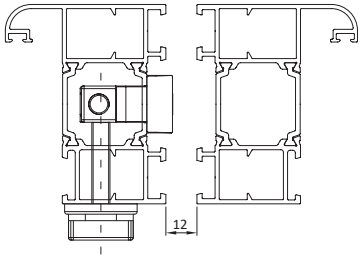

DESCRIZIONE *DESCRIPTION*	ART.	A	C	NODO *SECTION*
KARMA - Martellina ribassata per apertura interna ed esterna *KARMA - Reduced handle for inward and outward opening*	3106	16	33	A30
	3106.30	14	45	A31
	3106.31	14	36	A30

LIGHTFLEX

MOVIMENTAZIONE BIDIREZIONALE REGOLABILE

BREVETTATO PATENTED

1D

Ø8

Movimentazione bidirezionale | Two-way movement |
Mouvement bidirectionnel | Movimiento bidireccional



Realizzata in zama zincata; tassello di regolazione in nylon, entrata regolabile

Made of galvanized zamak; Nylon adjustment plug, adjustable entry

Réalisé en zamak zinguée; pièce de réglage en nylon, entrée réglable

Fabricado en zamac galvanizado; Taco de regulación en nylon, entrada ajustable

ART.	3626.1			
Imballo | Package | Conditionnement | Embalaje	5 Pz			
Finiture disponibili | Available finishes Finitions disponibles | Acabados disponibles	1	2	3	4

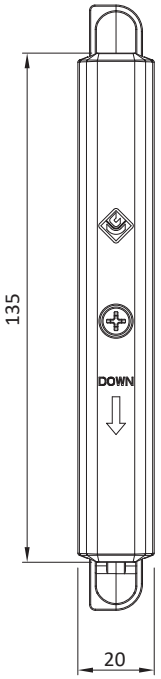

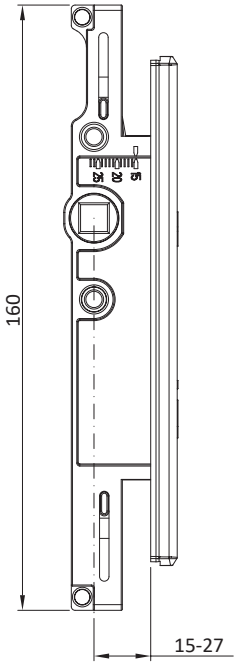

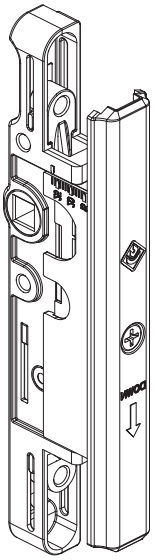

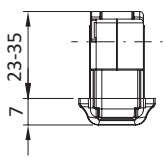

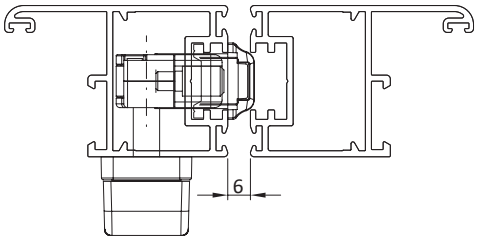

LIGHTFLEX

CREMONESE RIBASSATA / KIT DI FISSAGGIO "21MM"

3D

Cremonese ribassata per apertura esterna | Reduced cremone-bolt for external opening | Crémone baissée pour ouverture extérieure. | Cremona rebajada para apertura externa



Cassa, manico, cursori, cremagliere e pignone in zama; tappo e copricassa in nylon; viti di fissaggio in acciaio inox; rivetti M4 in alluminio.

Zamak case, handle, sliders, racks and pinion; nylon plugs and cover-case; stainless steel fixing screws: M4 aluminium rivets.

Caisse, manche, curseurs, crémaillères et pignon en zamak; bouchon et couvre-caisse en nylon; vis de fixation en acier inox; rivets M4 en aluminium.

Caja, mango, cursores, cremalleras y piñón en zamac; tapón y cobertura caja en nylon; tornillos de fijación en acero inoxidable: remaches M4 en aluminio.

ART.	6027.1				6027.7			
Imballo | Package | Conditionnement | Embalaje	40 Pz				5 Pz			
Finiture disponibili | Available finishes Finitions disponibles | Acabados disponibles	1	2	3	4	1	2	3	4

Art. 6027.7

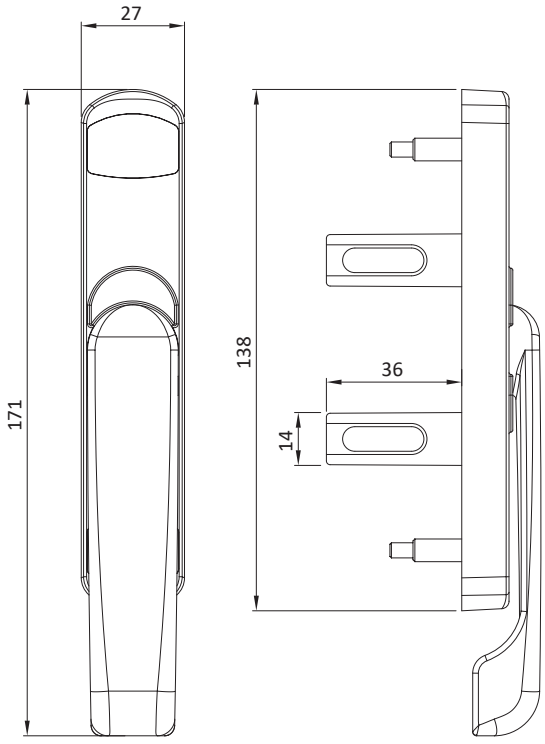

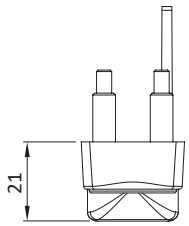

6027.1

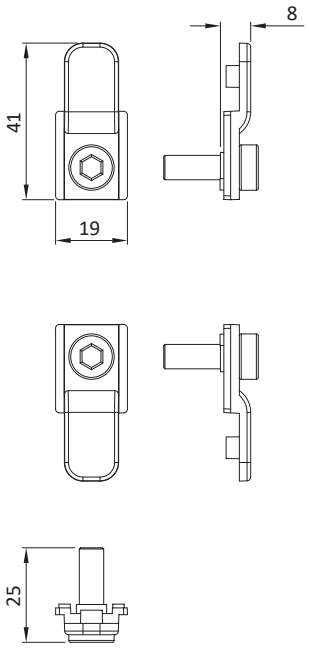

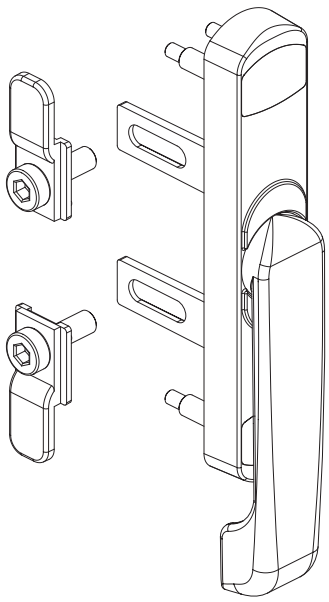

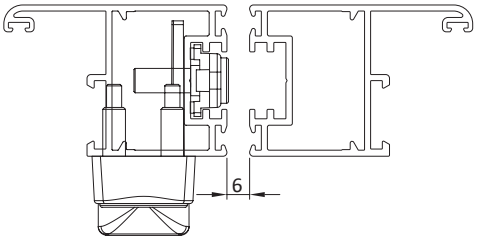

LIGHTFLEX

CREMONESE APERTURA ESTERNA "COMFORT PLUS" E PERNI DI COLLEGAMENTO

1D 3

Cremonese apertura esterna | External opening cremone bolt | Cremone ouverture exterieure | Cremona apertura externa



Manico in alluminio pressofuso; cassa, copricassa, rotore, cremagliere e cursori in zama; guida e boccola in delrin; viti in acciaio inox

Die-cast aluminum handle; zamak case, cover-case, rotor, racks and sliders; derlin guide and bush; stainless steel screws

Poignée en aluminium moulé; caisse, couvre-caisse, rotor, crémaillères et curseurs en zamak; bague et boucle en delrin ; vis en acier inox

Mango el aluminio de fundición; caja, cobertura caja, rotor, palas y cursores en zamac; guía y casquillo en derlin; tornillos en acero inoxidable

ART.	6028.2				6420E.11			
Imballo | Package | Conditionnement | Embalaje	20 Pz				40 Pz			
Finiture disponibili | Available finishes Finitions disponibles | Acabados disponibles	1	2	3	4	1	2	3	4

Art. 6028.2

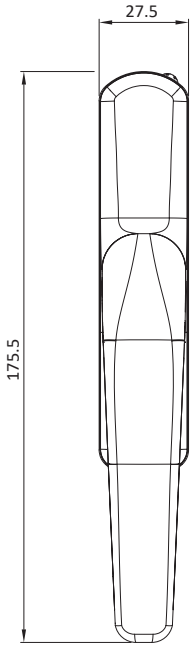

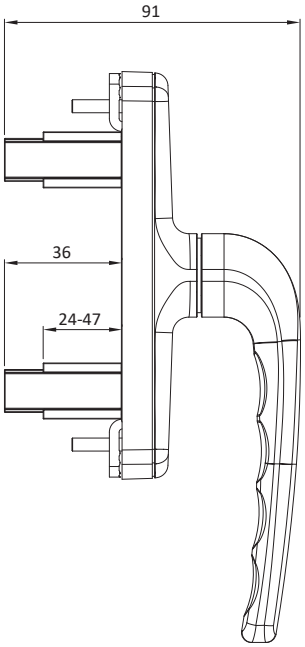

Art. 6420E.11

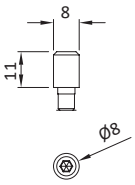

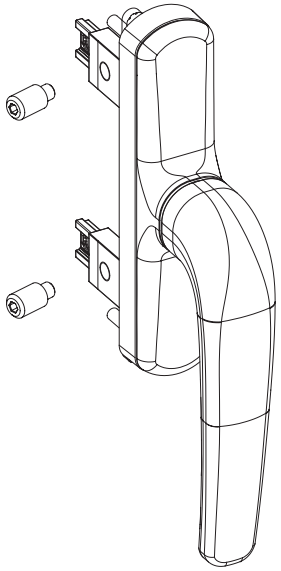

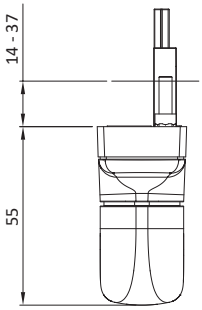

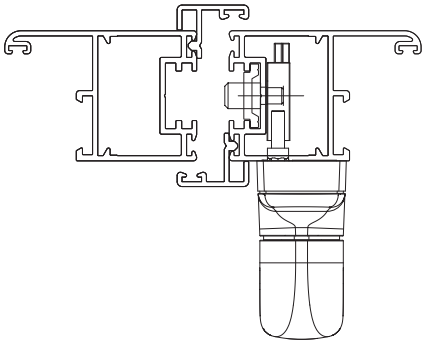

LIGHTFLEX

CATENACCIO A COMANDO DIRETTO



Catenaccio a comando diretto | Direct operated bolt |
Verrou à commande directe | Pasador de accionamiento directo

Corpo terminale e boccola copri perno in nylon con fibra di vetro; perno terminale in acciaio zincato. Terminale con perno in acciaio.

Terminal body and pin cover bushing in nylon with fiberglass; terminal pin in galvanized steel. Terminal with steel pin.

Corps terminal et bague couvre pivot en nylon avec fibre de verre; pivot terminal en acier galvanisé. Termninal avec pivot en acier.

Cuerpo terminal y casquillo cubreperno de nailon con fibra de vidrio; perno terminal de acero galvanizado. Terminal con perno de acero.

ART.	4032.68			
Imballo | Package | Conditionnement | Embalaje	200 Pz			
Finiture disponibili | Available finishes Finitions disponibles | Acabados disponibles	1	2	3	4

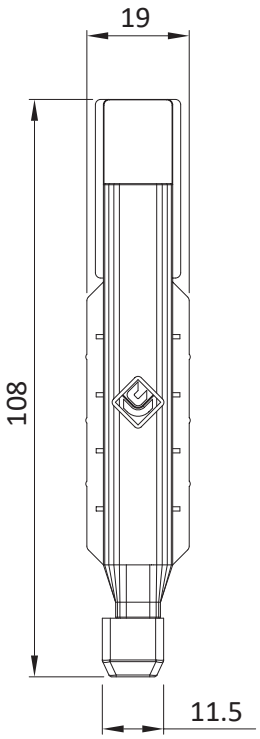

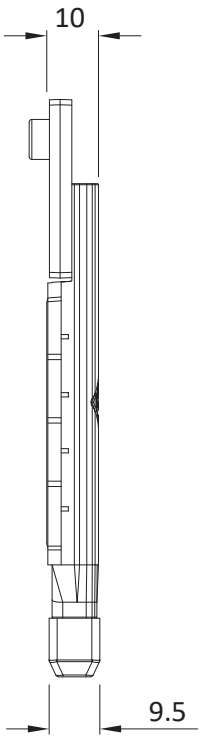

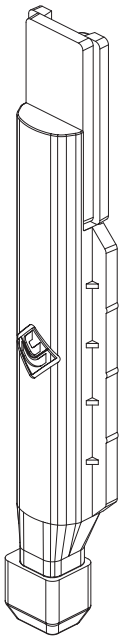

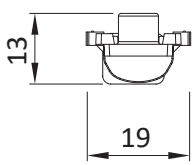

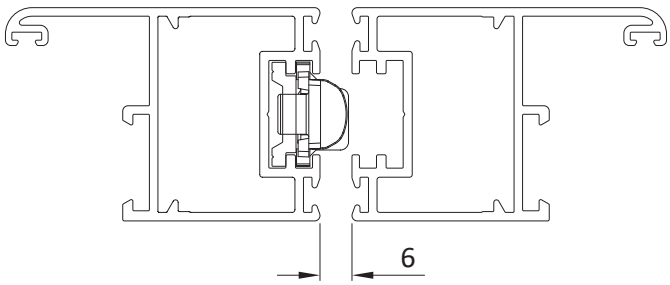

LIGHTFLEX
INCONTRO

Incontro | Keeper | Gâche | Encuentro



Corpo in nylon; vite e piastrina in acciaio inox. Per soglia standard.

Nylon body ; stainless steel screws and plate ; for standard threshold

Corp en nylon;grains et vis en acier inox; pour seuil standard.

Cuerpo en nylon; tornillo y placas en acero inoxidable. Para umbral estándar.

ART.	93638.2				93638.9			
Imballo | Package | Conditionnement | Embalaje	50 Pz				50 Pz			
Finiture disponibili | Available finishes Finitions disponibles | Acabados disponibles	1	2	3	4	1	2	3	4

Art. 93638.2

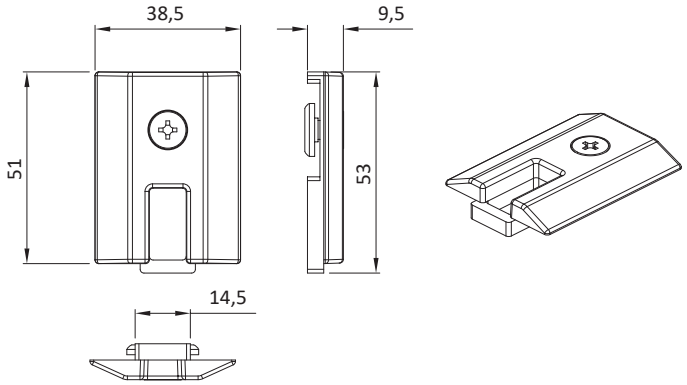

STANDARD

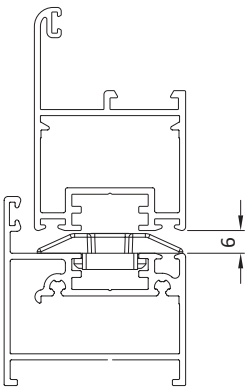

Art. 93638.9

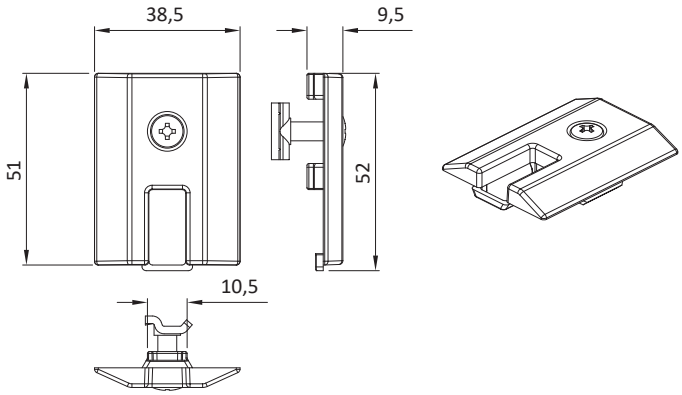

INCASSATO

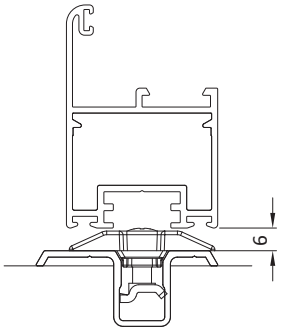

LIGHTFLEX

DOPPIA MANIGLIA "KARMA"

BREVETTATO PATENTED

Doppia maniglia | Double handle
Bequille double | Manilla doble



Manico in alluminio pressofuso; cassa, rotore e copricassa in zama, boccole in derlin, perno e viti in acciaio.

Die cast aluminium handle; zamak body, case and rotor; Delrin low-friction bushing.

Béquille en aluminium moulèes sous pression; caisse, couvre-caisse et rotor en zamak; bagues anti-friction en delrin.

Mango de aluminio de fundiciòn; caja, cobertura de caja y rotor de zamc; casquillos antifricción de delrin.

ART.	3067			
Imballo | Package | Conditionnement | Embalaje	5 Cp			
Finiture disponibili | Available finishes Finitions disponibles | Acabados disponibles	1	2	3	4

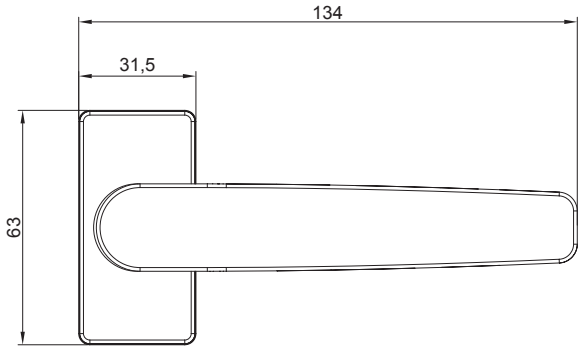

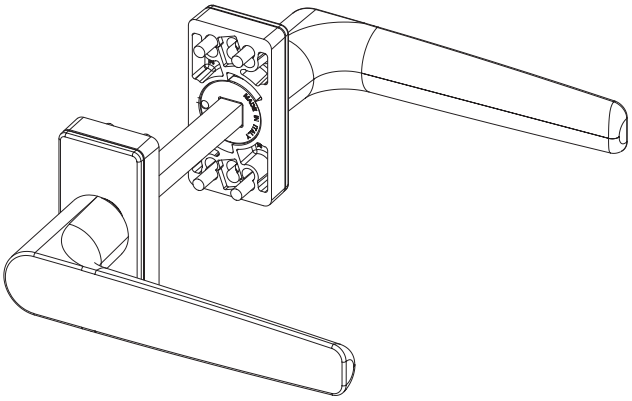

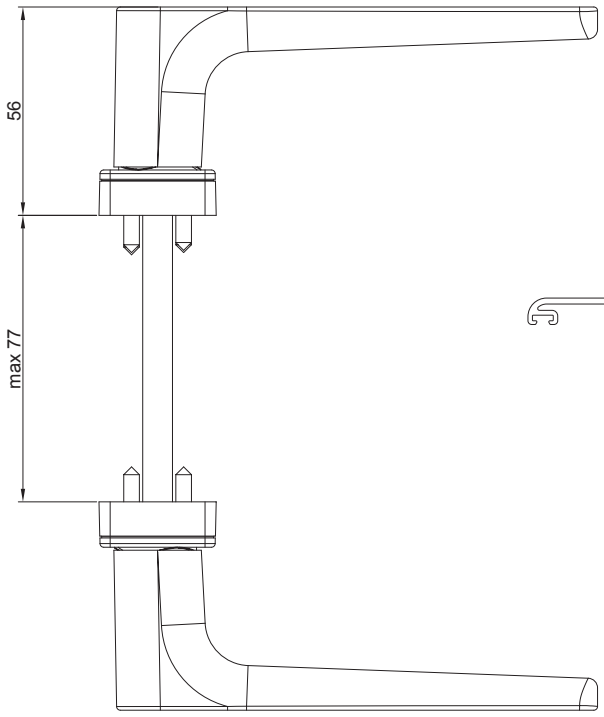

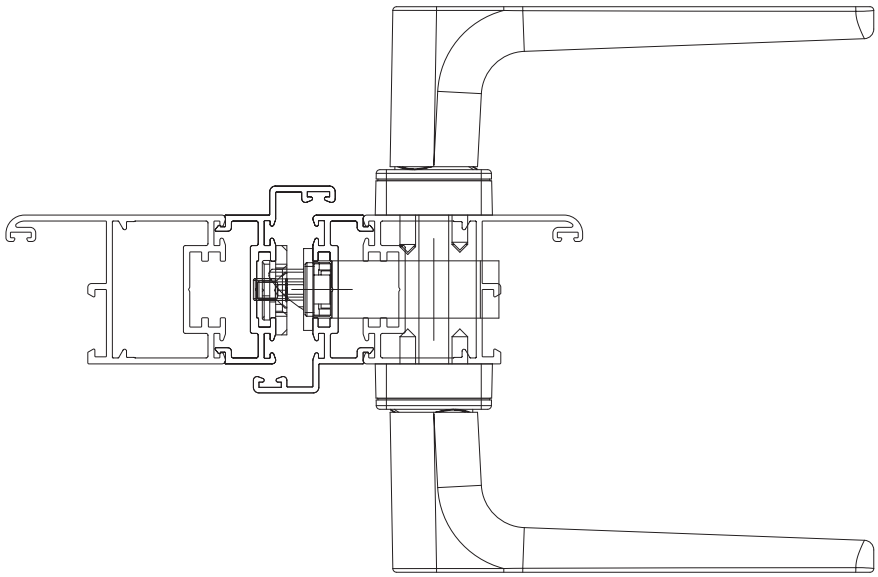

LIGHTFLEX
DOPPIA MANIGLIA

BREVETTATO PATENTED

Doppia maniglia | Double handle
Bequille double | Manilla doble



Manico in alluminio pressofuso; cassa, rotore e copricassa in zama, boccole in derlin, perno e viti in acciaio.

Die cast aluminium handle; zamak body, case and rotor; Delrin low-friction bushing.

Béquille en aluminium moulèes sous pression; caisse, couvre-caisse et rotor en zamak; bagues anti-friction en delrin.

Mango de aluminio de fundiciòn; caja, cobertura de caja y rotor de zamc; casquillos antifricción de delrin.

ART.	3060			
Imballo | Package | Conditionnement | Embalaje	15 Cp			
Finiture disponibili | Available finishes Finitions disponibles | Acabados disponibles	1	2	3	4

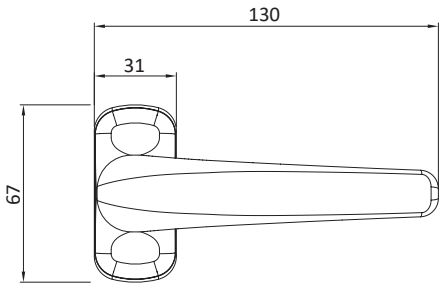

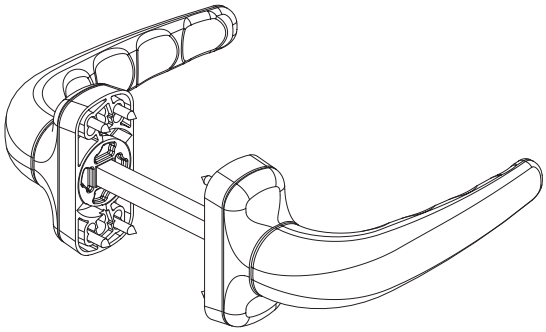

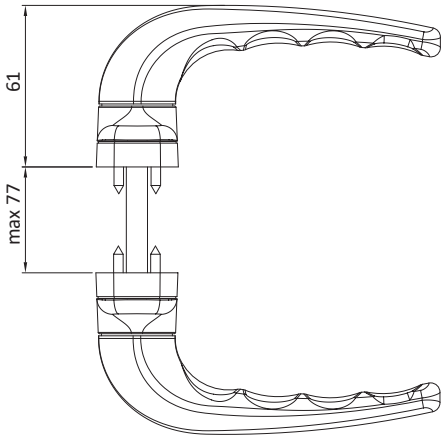

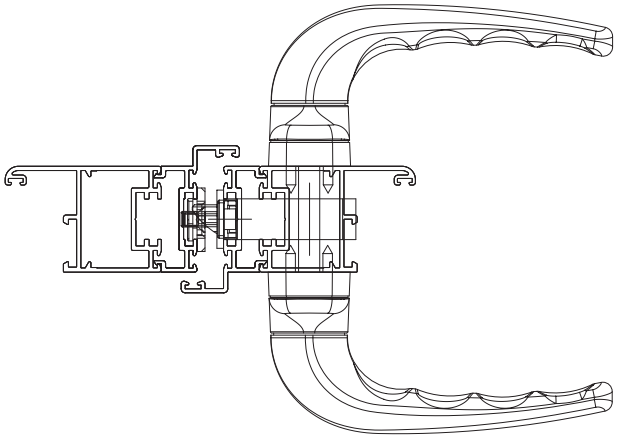

LIGHTFLEX

SERRATURA HANDLE OPERATED E=35

1D 3



Serratura multipunto da montante bidirezionale aste esterne | Bidirectional multipoint locking for side upright with external rods | Serrure multipoints pour montant bidirectionnel - tiges extérieures | Bloqueo multipunto bidireccional con varillas externas para posición vertical

Materiali Vari. | Various materials. | Matériaux divers. | Varios materiales.

ART.	5300.35				5303.4			
Imballo | Package | Conditionnement | Embalaje	10 Pz				10 Pz			
Finiture disponibili | Available finishes Finitions disponibles | Acabados disponibles	1	2	3	4	1	2	3	4

Art. 5303.4

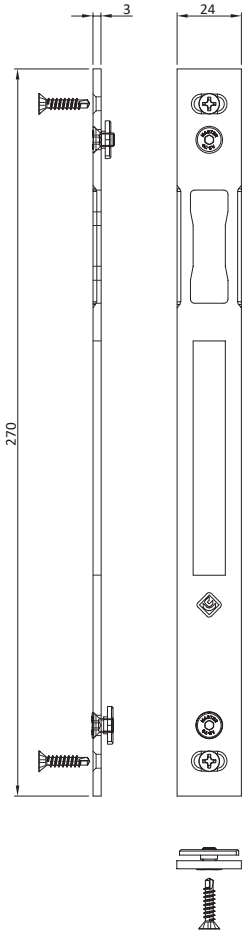

Art. 5300.35

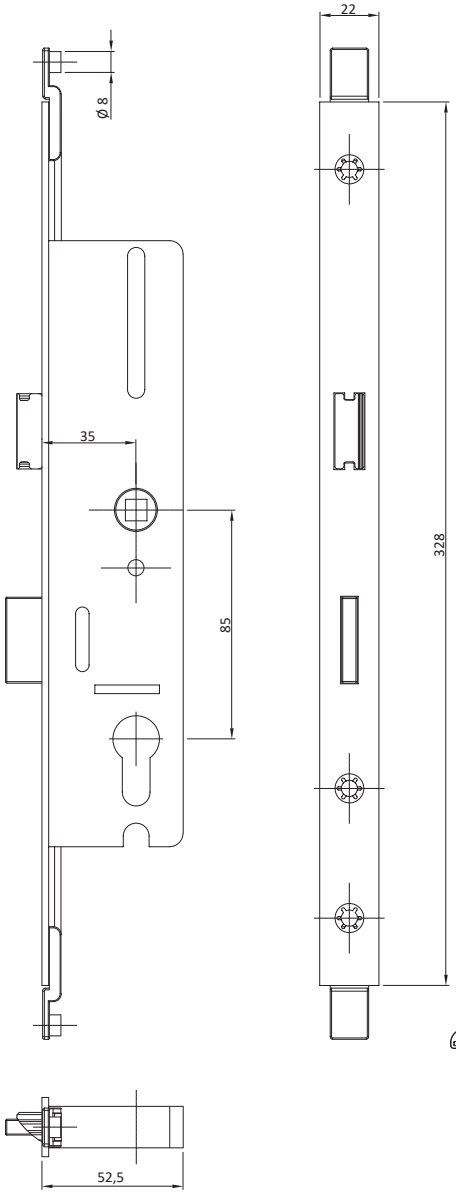

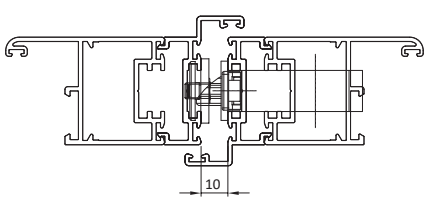

LIGHTFLEX
TAPPO COPRILAVORAZIONE

Tappo coprilavorazione | Machining plug |
Cache usinage | Tapa cobertura mecanización



Realizzato in nylon.

Made of nylon

Réalisé en nylon.

Realizadas en nylon

ART.	2337			
Imballo | Package | Conditionnement | Embalaje	25 Pz			
Finiture disponibili | Available finishes Finitions disponibles | Acabados disponibles	1	2	3	4

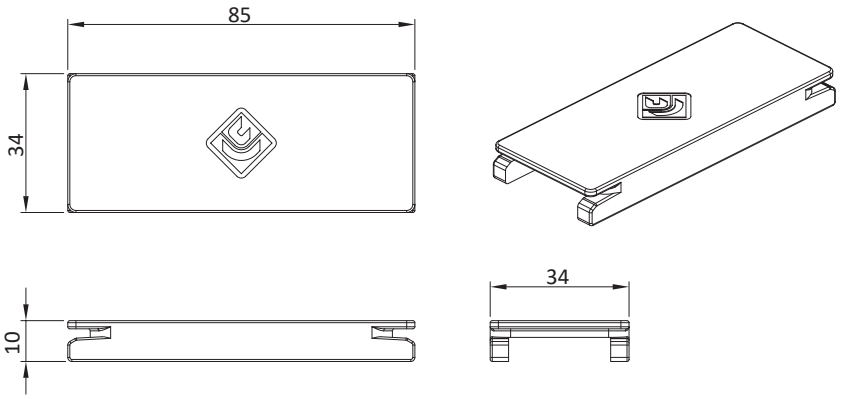

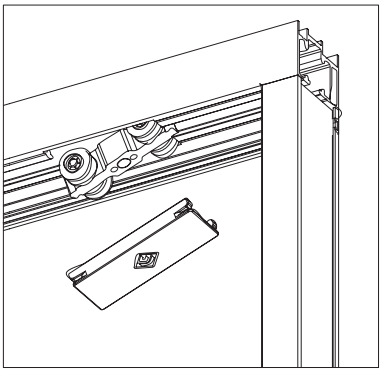

LIGHTFLEX

SPESSORE FERMA ANTA E PARACOLPO LIGHTFLEX, TOPFLEX

Spessore ferma anta e paracolpo LIGHTFLEX, TOPFLEX | Door and bumper stop thickness LIGHTFLE , TOPFLEX | Épaisseur d'arrêt du vantail LIGHTFLEX, TOPFLEX | Espesor bloqueo hoja y amortiguador LIGHTFLEX, TOPFLEX



Spessore in nylon; viti in acciaio zincato. In abbinamento a martelline e cremonesi ribassate.

Nylon tichkness ; Stainless steel screws. In combination with reduced handle and cremone bolt

Épaisseur en nylon ; vis en acier galvanisè. En combinaison avec bequille à poignèe et crémone baissèe

Espesor en nylon; tornillos en acero cincado. En combinación a manetas y cremonas rebajadas.

ART.	93638.4 93638.5				93638.6 93638.7			
Imballo | Package | Conditionnement | Embalaje	50 Pz				50 Pz			
Finiture disponibili | Available finishes Finitions disponibles | Acabados disponibles	1	2	3	4	1	2	3	4

Art. 93648.4 | 93638.5

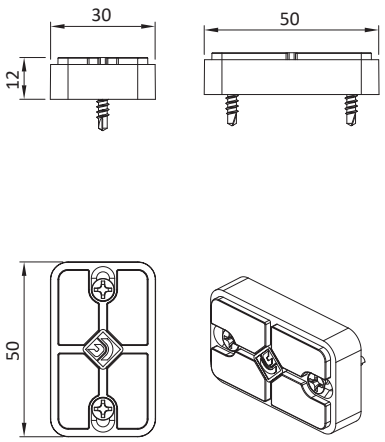

Art. 93638.6 | 93638.7

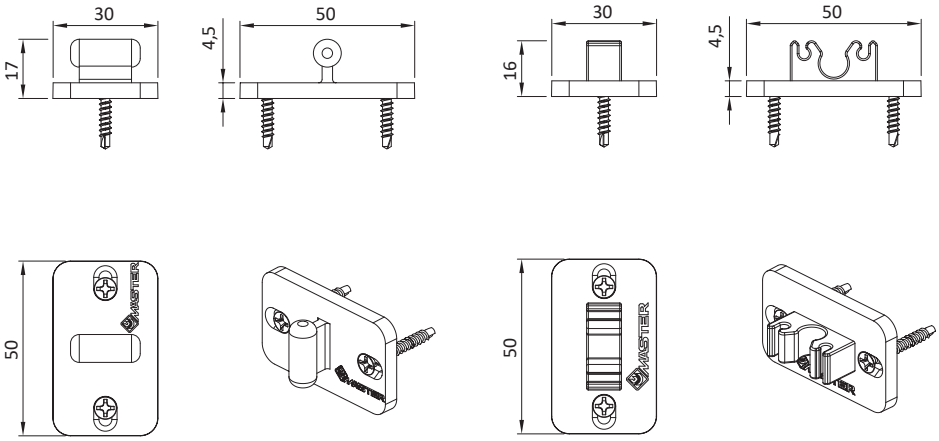

	Blocca anta *Sash stopper*		Spessore *Thickness*	Paracolpo *Door bumper*
Martellina Cremonese Doppia maniglia *Handle* *Cremone bolt* *Double handle*	93638.6	93638.7	93638.4	93638.5
	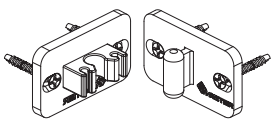	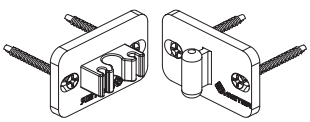	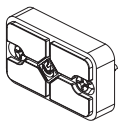	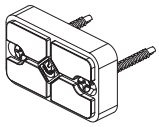
6027.7 3094.33 3106	1 pz *1 pc*	---	---	---
6028.2 3070 / 3070.2 3060 / 3065	---	1 pz *1 pc*	4 pz *4 pcs*	2 pz *4 pcs*

LIGHTFLEX

Spazzolino | Brush seal | Joint brosse | Felpa



Spazzolino in polipropilene con pinna centrale incorporata

Brush seal in polypropylene with central fin

Joint brosse en polypropylène avec pinne centrale intégrée

Felpa en polipropileno con lamina central

ART.	AG1517				AG1522			
Imballo | Package | Conditionnement | Embalaje	1400 mt				800 mt			
Finiture disponibili | Available finishes Finitions disponibles | Acabados disponibles	1	2	3	4	1	2	3	4

Art. AG1517

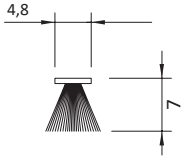

Art. AG1522

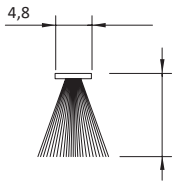

LIGHTFLEX

CORPO CARRELLO PER SCORREVOLE

1D 2,5 5

Corpo carrello per scorrevole | Roller body |
Corps chariot pour coulissant | Cuerpo rueda

Corpo e carrello in alluminio estruso, viteria e perni inox, blocchetto in zama

Extruded aluminum hinge, body and roller. Stainless steel screws, zamak block

Corps et chariot en alumium extrudé, vis et pivots inox, bloc en zamak

Rueda y cuerpo en aluminio extruido, pernios y tornillos en acero inoxidable, bloqueo en zamac.



ART.	93635.2			
Imballo | Package | Conditionnement | Embalaje	60 Pz			
Finiture disponibili | Available finishes Finitions disponibles | Acabados disponibles	1	2	3	4

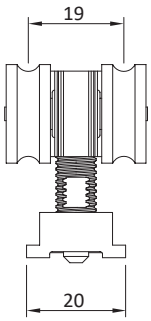

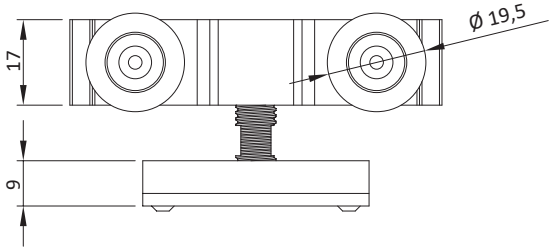

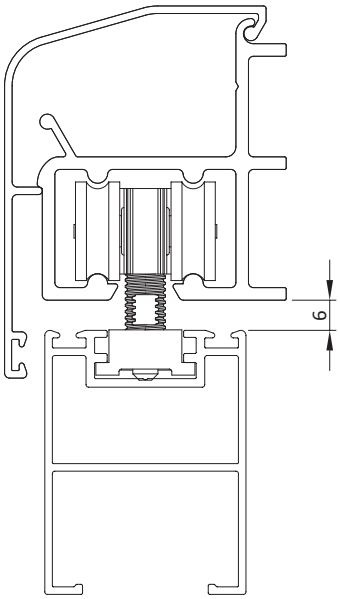

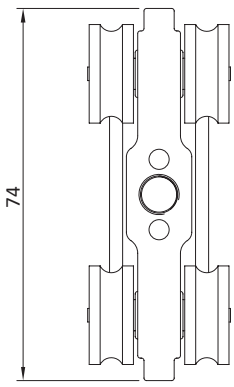

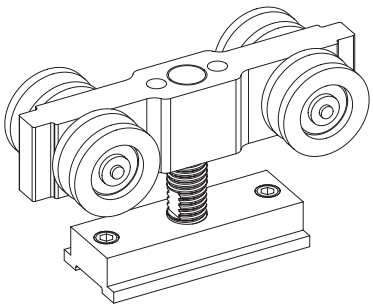

LIGHTFLEX

TASSELLO GUIDA SUPERIORE PER SCORREVOLE

2,5

Tassello guida superiore per scorrevole | Plug for upper guide for sliding | Tasseau guide supérieur pour coulissant | Tapón para guía superior para corredera



Corpo in alluminio estruso, viteria e perni inox, guida in derlin

Extruded aluminum body, stainless steel pins and screws, derlin guide.

Corps en aluminium extrudé, vis et pivots inox, guide en derlin.

Cuerpo en aluminio extruido, pernios y tornillos en acero inoxidable, guia en derlin.

ART.	83635.2			
Imballo | Package | Conditionnement | Embalaje	50 Pz			
Finiture disponibili | Available finishes Finitions disponibles | Acabados disponibles	1	2	3	4

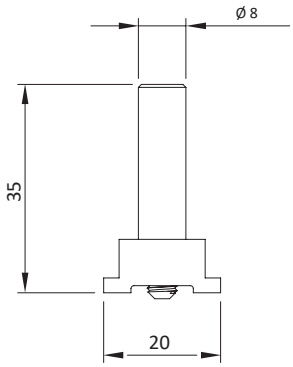

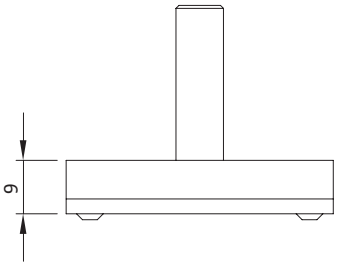

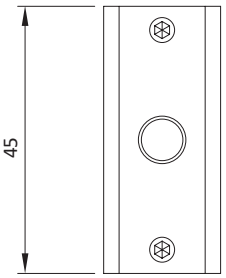

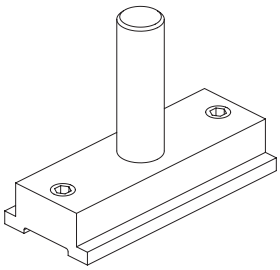

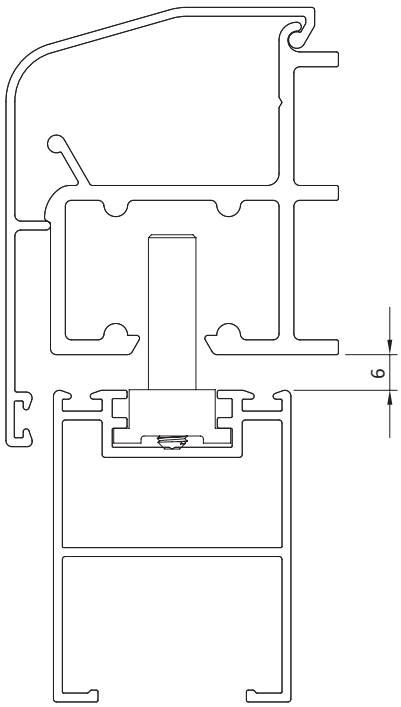

LIGHTFLEX
FERMA ANTA

3D

Ferma anta / Incontro di chiusura |
Sash stopper / Closing Keeper |
Clip bloc vantail / Gâche de fermeture |
Bloqueo hoja para correderas



Plastica + acciaio inox

Plastic + stainless steel

Plastique + acier inox

Plástico + acero inoxidable

ART.	83635.1			
Imballo | Package | Conditionnement | Embalaje	50 Pz			
Finiture disponibili | Available finishes Finitions disponibles | Acabados disponibles	1	2	3	4

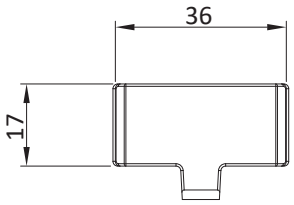

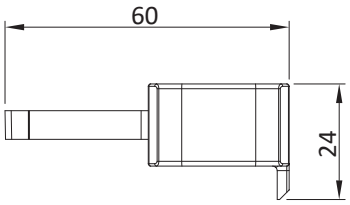

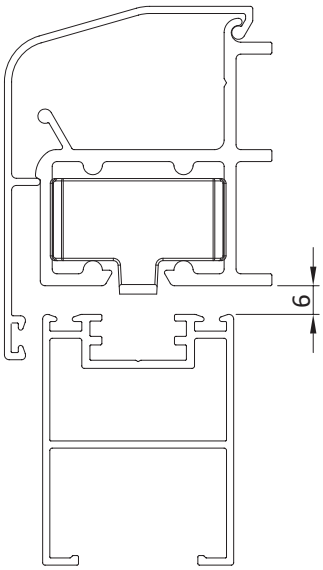

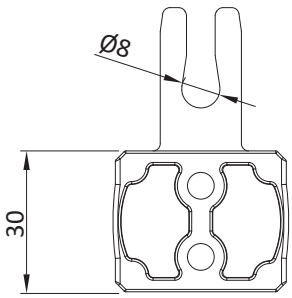

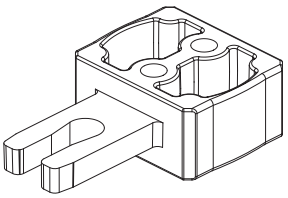

LIGHTFLEX

TASSELLO GUIDA INFERIORE PER SCORREVOLE

3D 2,5

Tassello guida inferiore per scorrevole | Plug for lower guide for sliding | Tasseau guide inférieure pour coulissant | Tapón para guía inferior para corredera



Corpo in alluminio estruso, viteria e perni inox, guida in derlin

Extruded aluminum body, stainless steel pins and screws, derlin guide.

Corps en aluminium extrudé, vis et pivots inox, guide en derlin.

Cuerpo en aluminio extruido, pernios y tornillos en acero inoxidable, guia en derlin.

ART.	83635.3			
Imballo | Package | Conditionnement | Embalaje	50 Pz			
Finiture disponibili | Available finishes Finitions disponibles | Acabados disponibles	1	2	3	4

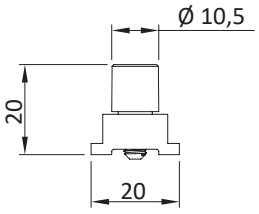

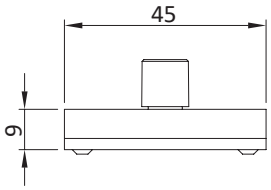

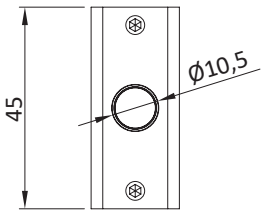

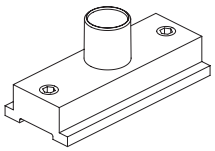

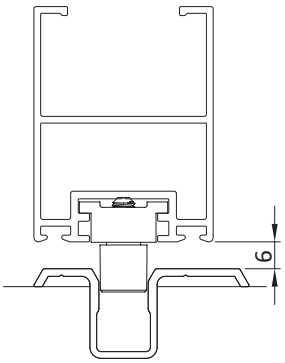

LIGHTFLEX

CREMONESE RIBASSATA E KIT I CHIUSURA

1D | 2,5 | 3 | 5



Cremonese ribassata per apertura esterna | Reduced cremone-bolt for external opening | Crémone baissée pour ouverture extérieure. | Cremona rebajada para apertura externa

Cassa, manico, cursori, cremagliere e pignone in zama; tappo e copricassa in nylon; viti di fissaggio in acciaio inox; rivetti M4 in alluminio.

Zamak case, handle, sliders, racks and pinion; nylon plugs and cover-case; stainless steel fixing screws: M4 aluminium rivets.

Caisse, manche, curseurs, crémaillères et pignon en zamak; bouchon et couvre-caisse en nylon; vis de fixation en acier inox; rivets M4 en aluminium.

Caja, mango, cursores, cremalleras y piñón en zamac; tapón y cobertura caja en nylon; tornillos de fijación en acero inoxidable: remaches M4 en aluminio.

ART.	6027.7				93638.1			
Imballo | Package | Conditionnement | Embalaje	5 Pz				50 Pz			
Finiture disponibili | Available finishes Finitions disponibles | Acabados disponibles	1	2	3	4	1	2	3	4

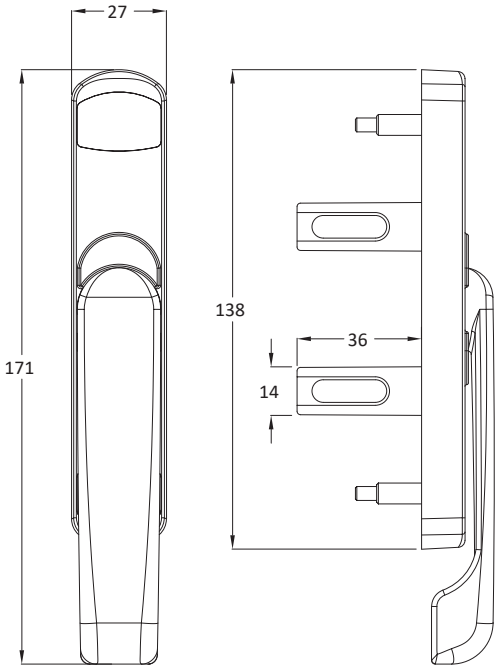

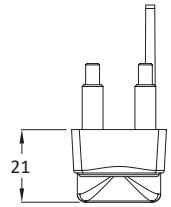

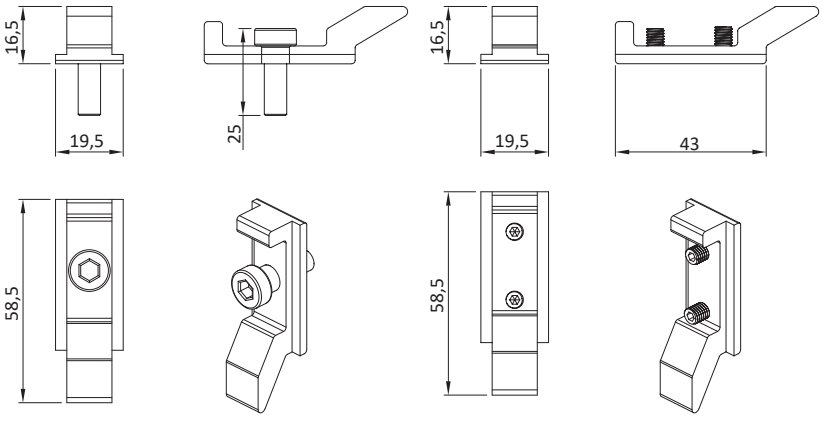

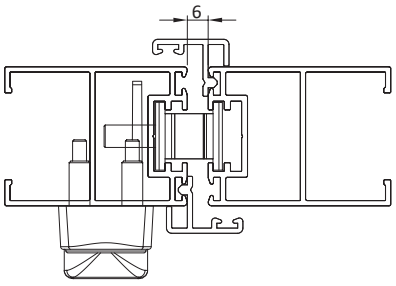

LIGHTFLEX

TAPPI COPRI BARRA SCORREVOLE

3D

Tappi copri barra scorrevole | Covering Plugs for Sliding Bar | Bouchons couvre- barre coulissante | Tapas para barra corredera



Nylon | Nylon | Nylon | Nylon

ART.	2337.2				2337.1			
Imballo | Package | Conditionnement | Embalaje	25 Cp				25 Cp			
Finiture disponibili | Available finishes Finitions disponibles | Acabados disponibles	1	2	3	4	1	2	3	4

Art. 2337.1

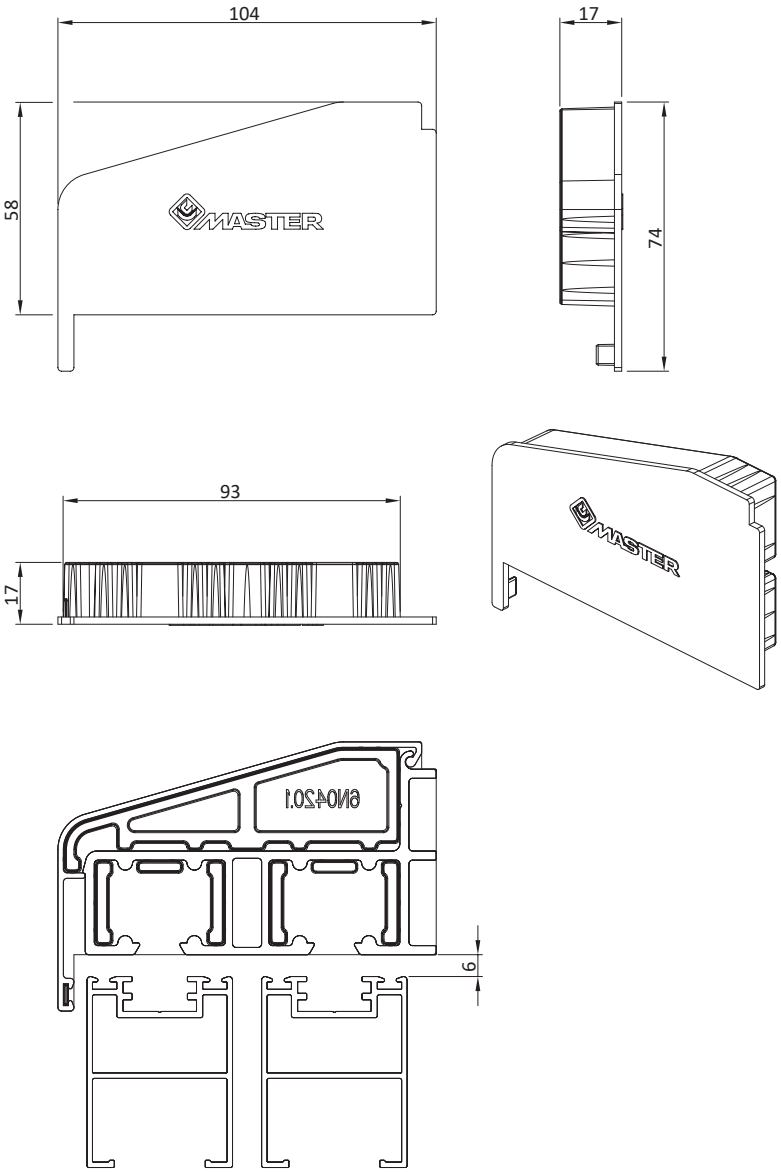

Art. 2337.2

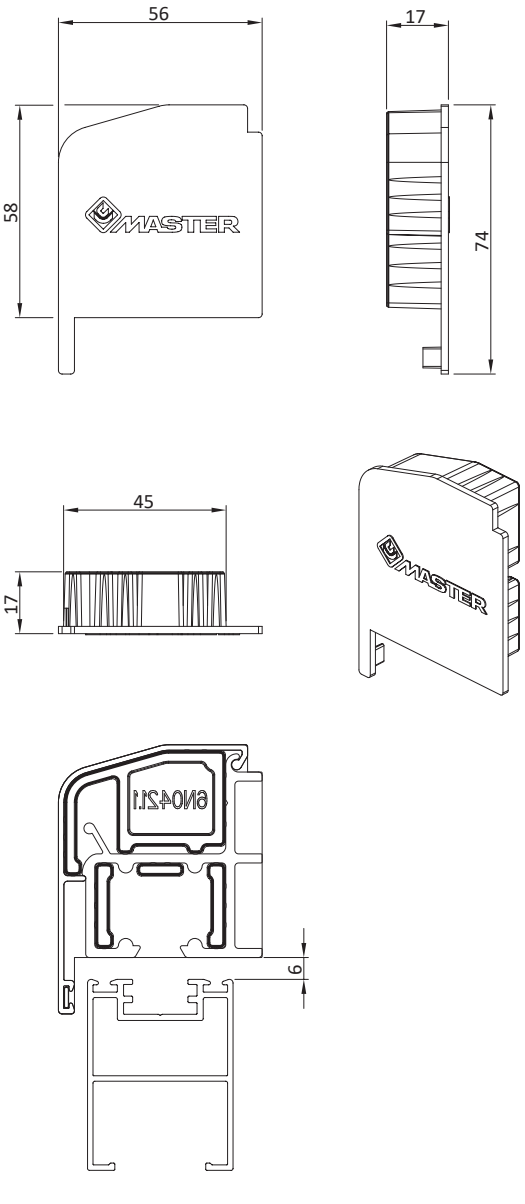

LIGHTFLEX
SCORREVOLE MOTORIZZATO

3D

Scorrevole motorizzato | Motorized sliding | Motorisé coulissant | Corredera motorizada



Vari | Various | Divers | Varios

ART.	1122.1				93635.3				2337.3			
Imballo | Package | Conditionnement | Embalaje	1 Pz				60 Pz				25 Cp			
Finiture disponibili | Available finishes Finitions disponibles | Acabados disponibles	1	2	3	4	1	2	3	4	1	2	3	4

Art. 93635.3

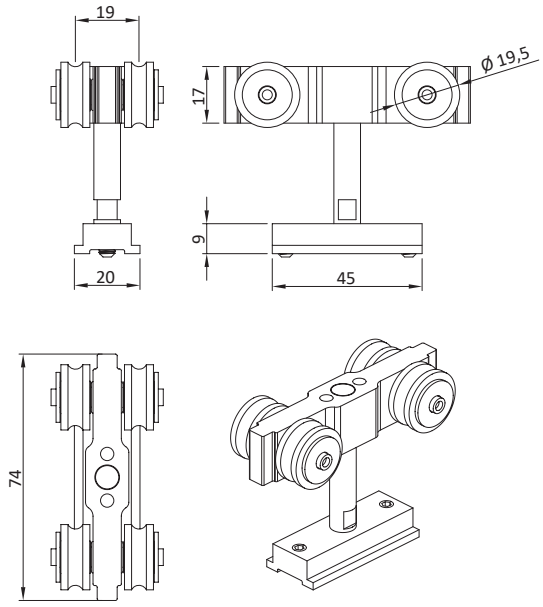

Art. 2337.3

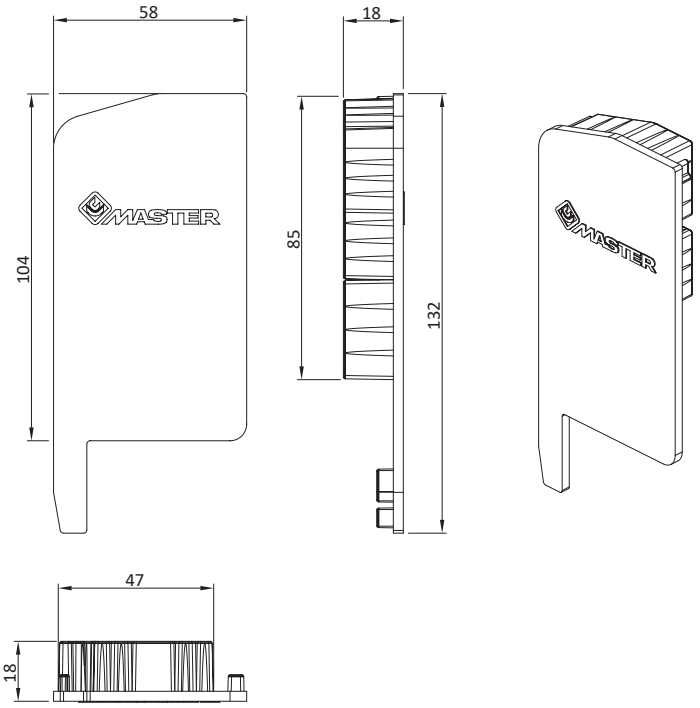

Art. 1122.1

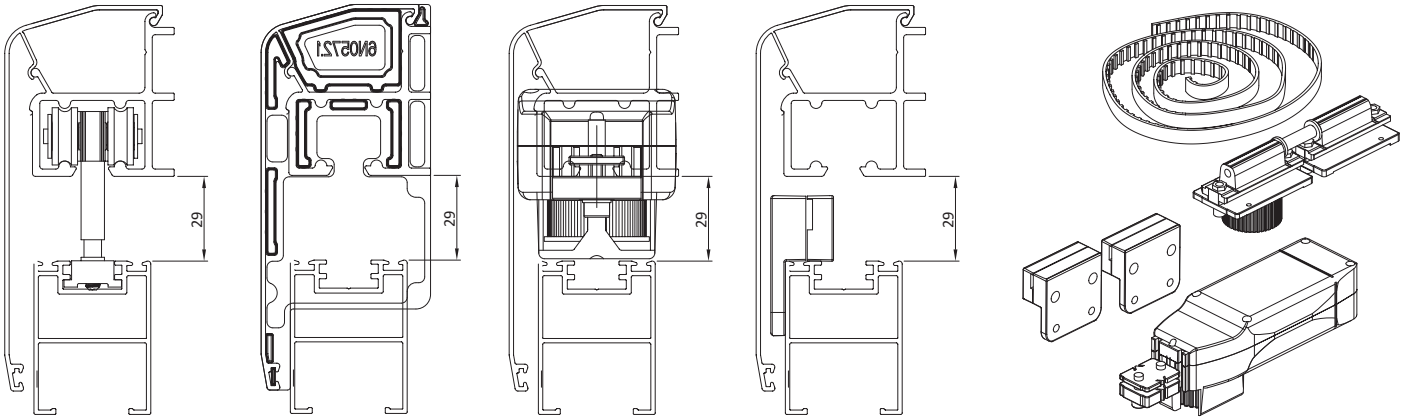

NOTE / NOTES

NOTE / NOTES

NOTE / NOTES

NOTE / NOTES

MASTER
HARDWARE FOR WINDOWS AND DOORS

SCANSIONA
IL QR CODE
E GUARDA IL
NOSTRO CANALE
YOUTUBE

MASTER s.r.l.
con Socio Unico

S.P.37 Conversano
Castiglione km. 0,7 [z.i.]
70014 Conversano (Bari)
Italy - C.P. 112

Tel.: +39 080 4959823

P. IVA 03620970727

MASTER ITALY s.r.l.
con Socio Unico

Società soggetta a direzione e
coordinamento di Master s.r.l.

S.P.37 Conversano -
Castiglione km. 0,570 [z.i.]
70014 Conversano (Bari)
Italy - C.P. 112

Tel.:+39 080 4959823
Fax.: +39 080 4959030

P. IVA 07780290727

MasterLAB s.r.l.
unipersonale

Società soggetta a direzione
e coordinamento di Master s.r.l.

S.P.37 Conversano
Castiglione km. 0,7 [z.i.]
70014 Conversano (Bari)
Italy - C.P. 112

Tel.: +39 080 4955957
Assistenza clienti: 366 2488323

P. IVA 06835770725

Master West Africa Sarl

Abidjan, Marcory, Zone 4
19 Rue Marconi

P. IVA +225 27 21 519526

Master Polska Sp. z o.o.

Partyzantów 11, 32-500 Chrzanów
NIP: 6762481805

P. IVA